



ST. JAMES PARISH GOVERNMENT

Convent, Louisiana

**Annual Comprehensive Financial Report
For the Year Ended December 31, 2023**



ST. JAMES PARISH CONVENT, LOUISIANA

Annual Comprehensive Financial Report

For the Year Ended December 31, 2023



Prepared by:

Department of Finance



TABLE OF CONTENTS

	<u>EXHIBIT</u>	<u>Page No.</u>
INTRODUCTORY SECTION		
Letter of Transmittal		1
Certificate of Achievement for Excellence in Financial Reporting		9
Principal Elected Officials		11
Organization Structure		12
FINANCIAL SECTION		
Independent Auditors' Report		13
Required Supplementary Information:		
Management's Discussion and Analysis		16
Basic Financial Statements:		
Government-wide Financial Statements:		
Statement of Net Position	A - 1	26
Statement of Activities	A - 2	27
Fund Financial Statements:		
Governmental Funds:		
Balance Sheet	A - 3	29
Reconciliation of the Balance Sheet of Governmental Funds to the Statement of Net Position	A - 4	31
Statement of Revenues, Expenditures, and Changes in Fund Balances	A - 5	32
Reconciliation of the Statement of Revenues, Expenditures, and Changes in Fund Balances of Governmental Funds to the Statement of Activities	A - 6	34
Proprietary Funds:		
Statement of Net Position	A - 7	35
Statement of Revenues, Expenses, and Changes in Net Position	A - 8	36
Statement of Cash Flows	A - 9	37
Notes to the Financial Statements		39
Required Supplementary Information Other than Management's Discussion and Analysis:		
Major Governmental Funds		88
Schedule of Revenues, Expenditures, and Changes in Fund Balances – Budget and Actual – General Fund	A - 10	89
Schedule of Revenues, Expenditures, and Changes in Fund Balances – Budget and Actual – Courthouse, Jail, and Public Buildings Maintenance Fund	A - 11	90
Schedule of Revenues, Expenditures, and Changes in Fund Balances – Budget and Actual – Parishwide Road Improvement Fund	A - 12	91
Schedule of Revenues, Expenditures, and Changes in Fund Balances – Budget and Actual – Public Safety Trust Fund	A - 13	92
Schedule of Revenues, Expenditures, and Changes in Fund Balances – Budget and Actual – St. James Volunteer Fire Districts Fund	A - 14	93

TABLE OF CONTENTS (CONTINUED)

	<u>EXHIBIT</u>	<u>Page No.</u>
Schedule of Changes in Total Other Postemployment Benefits Liability and Related Ratios	A - 15	94
Schedule of Proportionate Share of the Net Pension Liability for the Retirement Systems	A - 16	95
Schedule of Contributions to Each Retirement System Defined Benefit Cost Sharing Plans Only	A - 17	96
Notes to Required Supplementary Information		97
Other Supplementary Information:		
Combining Schedules:		
Nonmajor Governmental Funds		
Combining Balance Sheet	B - 1	100
Combining Statement of Revenues, Expenditures, and Changes in Fund Balances	B - 2	101
Nonmajor Special Revenue Funds		102
Combining Balance Sheet	B - 3	107
Combining Statement of Revenues, Expenditures, and Changes in Fund Balances	B - 4	116
Schedule of Revenues, Expenditures, and Changes in Fund Balances – Budget and Actual – Parishwide Drainage Maintenance Fund	B - 5	125
Schedule of Revenues, Expenditures, and Changes in Fund Balances – Budget and Actual – Fire Protection District No. 2 Maintenance Fund	B - 6	126
Schedule of Revenues, Expenditures, and Changes in Fund Balances – Budget and Actual – Road and Bridge Maintenance Fund	B - 7	127
Schedule of Revenues, Expenditures, and Changes in Fund Balances – Budget and Actual – Solid Waste Disposal Fund	B - 8	128
Schedule of Revenues, Expenditures, and Changes in Fund Balances – Budget and Actual – Parish Mosquito Control Fund	B - 9	129
Schedule of Revenues, Expenditures, and Changes in Fund Balances – Budget and Actual – St. James Parish Library Fund	B - 10	130
Schedule of Revenues, Expenditures, and Changes in Fund Balances – Budget and Actual – Consolidated Road Lighting District No. 3A Fund	B - 11	131
Schedule of Revenues, Expenditures, and Changes in Fund Balances – Budget and Actual – Wetlands Mitigation Fund	B - 12	132
Schedule of Revenues, Expenditures, and Changes in Fund Balances – Budget and Actual – Coastal Impact Assistance Program Fund	B - 13	133
Schedule of Revenues, Expenditures, and Changes in Fund Balances – Budget and Actual – St. James Transit System Fund	B - 14	134
Schedule of Revenues, Expenditures, and Changes in Fund Balances – Budget and Actual – Enhanced 911 System Maintenance Fund	B - 15	135
Schedule of Revenues, Expenditures, and Changes in Fund Balances – Budget and Actual – Emergency Communication Fund	B - 16	136
Schedule of Revenues, Expenditures, and Changes in Fund Balances – Budget and Actual – Elderly Services Fund	B - 17	137
Schedule of Revenues, Expenditures, and Changes in Fund Balances – Budget and Actual – Emergency Medical Services Fund	B - 18	138
Schedule of Revenues, Expenditures, and Changes in Fund Balances – Budget and Actual – Energy Assistance Fund	B - 19	139

TABLE OF CONTENTS (CONTINUED)

Schedule of Revenues, Expenditures, and Changes in Fund Balances – Budget and Actual – Parks and Recreation Fund	B – 20	140
Schedule of Revenues, Expenditures, and Changes in Fund Balances – Budget and Actual – Gramercy Recreation District Fund	B – 21	141
Schedule of Revenues, Expenditures, and Changes in Fund Balances – Budget and Actual – District V Recreation Fund	B – 22	142
Schedule of Revenues, Expenditures, and Changes in Fund Balances – Budget and Actual – Criminal Court Fund	B – 23	143
Schedule of Revenues, Expenditures, and Changes in Fund Balances – Budget and Actual – CC - Juror Compensation Fees Fund	B – 24	144
Schedule of Revenues, Expenditures, and Changes in Fund Balances – Budget and Actual – CC - Law Enforcement Officer Witness Fees Fund	B – 25	145
Schedule of Revenues, Expenditures, and Changes in Fund Balances – Budget and Actual – Community Services Block Grant Fund	B – 26	146
Schedule of Revenues, Expenditures, and Changes in Fund Balances – Budget and Actual – Emergency Food and Shelter Fund	B – 27	147
Schedule of Revenues, Expenditures, and Changes in Fund Balances – Budget and Actual – Title III - C-2 Home Delivered Meals Fund	B – 28	148
Schedule of Revenues, Expenditures, and Changes in Fund Balances – Budget and Actual – Title III - C-1 Congregate Meals Fund	B – 29	149
Schedule of Revenues, Expenditures, and Changes in Fund Balances – Budget and Actual – Title III – B Supportive Services Fund	B – 30	150
Schedule of Revenues, Expenditures, and Changes in Fund Balances – Budget and Actual – Title III - C-1 Area Agency Administration Fund	B – 31	151
Schedule of Revenues, Expenditures, and Changes in Fund Balances – Budget and Actual – Title III – D Preventive Health Fund	B – 32	152
Schedule of Revenues, Expenditures, and Changes in Fund Balances – Budget and Actual – Title III – E NFCSP (Caregiver) Fund	B – 33	153
Schedule of Revenues, Expenditures, and Changes in Fund Balances – Budget and Actual – Senior Center Fund	B – 34	154
Schedule of Revenues, Expenditures, and Changes in Fund Balances – Budget and Actual – GOEA Supplemental Senior Center Fund	B – 35	155
Schedule of Revenues, Expenditures, and Changes in Fund Balances – Budget and Actual – Senior Center Additional Appropriation Fund	B – 36	156
Schedule of Revenues, Expenditures, and Changes in Fund Balances – Budget and Actual – Title V Senior Employment Fund	B – 37	157
Schedule of Revenues, Expenditures, and Changes in Fund Balances – Budget and Actual – Area Agency on Aging – Parish Council on Aging Fund	B – 38	158
Schedule of Revenues, Expenditures, and Changes in Fund Balances – Budget and Actual – Area Agency on Aging – Nutritional Services Incentive Program Fund	B – 39	159
Schedule of Revenues, Expenditures, and Changes in Fund Balances – Budget and Actual – Low Income Household Water Assistance Program (LIHWAP) Fund	B – 40	160
Schedule of Revenues, Expenditures, and Changes in Fund Balances – Budget and Actual – Expanding the Public Health Workforce Fund	B – 41	161
Schedule of Revenues, Expenditures, and Changes in Fund Balances – Budget and Actual – River Parish Youth Build Fund	B – 42	162

TABLE OF CONTENTS (CONTINUED)

Schedule of Revenues, Expenditures, and Changes in Fund Balances – Budget and Actual – Youth Build AmeriCorps Fund	B – 43	163
Schedule of Revenues, Expenditures, and Changes in Fund Balances – Budget and Actual – Housing Preservation Grant Fund	B – 44	164
Schedule of Revenues, Expenditures, and Changes in Fund Balances – Budget and Actual – St. James Youth Center Fund	B – 45	165
Nonmajor Debt Service Funds		166
Combining Balance Sheet	B – 46	167
Combining Statement of Revenues, Expenditures, and Changes in Fund Balances	B – 47	168
Schedule of Revenues, Expenditures, and Changes in Fund Balances – Budget and Actual – Certificates of Indebtedness Fund	B – 48	169
Schedule of Revenues, Expenditures, and Changes in Fund Balances – Budget and Actual – Consolidated General Obligation Bonds Fund	B – 49	170
Schedule of Revenues, Expenditures, and Changes in Fund Balances – Budget and Actual – Limited Tax Bonds Fund	B – 50	171
Schedule of Revenues, Expenditures, and Changes in Fund Balances – Budget and Actual – GOMESA Revenue Bonds Fund	B – 51	172
Schedule of Revenues, Expenditures, and Changes in Fund Balances – Budget and Actual – Hurricane Recovery Revenue Bonds Fund	B – 52	173
Nonmajor Capital Projects Funds		174
Combining Balance Sheet	B - 53	176
Combining Statement of Revenues, Expenditures, and Changes in Fund Balances	B - 54	178
Schedule of Revenues, Expenditures, and Changes in Fund Balances – Budget and Actual – Parishwide Sewer Construction Fund	B – 55	180
Schedule of Revenues, Expenditures, and Changes in Fund Balances – Budget and Actual – LCDBG Road Improvement Fund	B – 56	181
Schedule of Revenues, Expenditures, and Changes in Fund Balances – Budget and Actual – LCDBG Sewer Construction Fund	B – 57	182
Schedule of Revenues, Expenditures, and Changes in Fund Balances – Budget and Actual – District V Recreation Construction Fund	B – 58	183
Schedule of Revenues, Expenditures, and Changes in Fund Balances – Budget and Actual – Hazard Mitigation Grant Program Fund	B – 59	184
Schedule of Revenues, Expenditures, and Changes in Fund Balances – Budget and Actual – CDBG Disaster Recovery Projects Fund	B – 60	185
Schedule of Revenues, Expenditures, and Changes in Fund Balances – Budget and Actual – GOMESA Series 2019 Construction Fund	B – 61	186
Schedule of Revenues, Expenditures, and Changes in Fund Balances – Budget and Actual – GOMESA Federal Grant Revenue Fund	B – 62	187
Schedule of Revenues, Expenditures, and Changes in Fund Balances – Budget and Actual – Hurricane Recovery Bonds Projects Fund	B – 63	188
Internal Service Funds		189
Combining Statement of Net Position	B – 64	190
Combining Statement of Revenues, Expenditures, and Changes in Fund Balances	B – 65	191
Combining Statement of Cash Flows	B – 66	192
Schedule of Compensation, Benefits, and Other Payments to Agency Head	B – 67	193
Schedule of Compensation Paid to Parish Council Members	B – 68	194
Justice System Funding Schedule – Receiving Entity	B – 69	195

TABLE OF CONTENTS (CONTINUED)

Schedule of Program Revenues, Expenditures, and Changes in Fund Balance – Contracts and Grants Provided Through the Louisiana Governor’s Office of Elderly Affairs (GOEA)	B – 70	196
Schedule of Program Expenditures – Budget vs. Actual – Contracts and Grants Provided Through the Louisiana Governor’s Office of Elderly Affairs (GOEA)	B – 71	202

<u>TABLE</u>	<u>Page No.</u>
--------------	-----------------

STATISTICAL SECTION (UNAUDITED)

Financial Trends:

These schedules present information to help the reader understand how the government’s financial performance and well-being have changed over time.

Net Position by Component	1	204
Changes in Net Position	2	206
General Government Tax Revenues by Source	3	208
Fund Balances of Governmental Funds	4	209
Changes in Fund Balances of Governmental Funds	5	211

Revenue Capacity:

These schedules present information to help the reader assess the government’s most significant local revenue sources: property tax and sales tax. The principal sales tax revenue payers are not available.

Assessed Valuation of Taxable Property	6	213
Ad Valorem Tax Rates and Tax Levies Direct and Overlapping Governments	7	214
Principal Property Taxpayers	8	216
Ad Valorem Tax Levies and Collections	9	217

Debt Capacity:

These schedules present information to help the reader assess the affordability of the government’s current levels of outstanding debt and the government’s ability to issue additional debt in the future.

Ratios of Outstanding Debt by Type	10	218
Ratios of General Bonded Debt Outstanding	11	220
Direct and Overlapping Governmental Activities Debt	12	221
Legal Debt Margin Information	13	222

Demographic and Economic Information:

These schedules offer demographic and economic indicators to help the reader understand the environment within which the government’s financial activities take place.

Demographic and Economic Statistics	14	223
Principal Employers	15	224

Operating Information:

These schedules contain service and infrastructure data to help the reader understand how the information in the government’s financial report relates to the services the government provides and the activities it performs.

Employees by Function	16	225
Operating Indicators by Function	17	226
Capital Asset Statistics by Function	18	228

TABLE OF CONTENTS (CONCLUDED)

SPECIAL REPORTS OF CERTIFIED PUBLIC ACCOUNTANTS AND OTHER SCHEDULES REQUIRED BY GOVERNMENT AUDITING STANDARDS AND UNIFORM GUIDANCE

	<u>EXHIBIT</u>	<u>Page No.</u>
Independent Auditors' Report on Internal Control Over Financial Reporting and on Compliance and Other Matters Based on an Audit of Financial Statements Performed in Accordance with <i>Government Auditing Standards</i>		229
Independent Auditors' Report on Compliance for Each Major Program and on Internal Control Over Compliance Required by the Uniform Guidance		230
Schedule of Expenditures of Federal Awards	C – 1	233
Schedule of Findings and Questioned Costs		236
Summary Schedule of Prior Audit Findings		238





INTRODUCTORY SECTION





St. James Parish Government

P. O. Box 106
Convent, Louisiana 70723-0106
(225) 562-2260
FAX (225) 562-2279
TDD: (225) 562-8500

Peter A. Dufresne
Parish President

Letter of Transmittal

June 21, 2024

The Honorable Parish President, Honorable Council Members, and
The Citizens of St. James Parish

State law requires that local governments in Louisiana publish audited financial statements within six months of the close of each fiscal year in conformity with generally accepted accounting principles and governmental accounting standards. Pursuant to these statutes, we hereby issue for your review the Annual Comprehensive Financial Report of St. James Parish, Louisiana, for the year ended December 31, 2023.

This report has been combined and condensed wherever possible to provide meaningful and accurate financial data for all of the operations of St. James Parish (the Reporting Entity) for which the Parish Council members have been determined to be accountable. Responsibility for both the accuracy of the presented financial data and completeness and fairness of the presentations, including all disclosures, rests with the Parish's Administration. We believe the data, as presented, is accurate in all material respects and presented in a manner which fairly sets forth the financial position and results of operations of the Parish. Furthermore, we believe that all disclosures necessary to enable the reader to gain an understanding of the Parish's financial activities have been included.

The Parish's independent certified public accountants, EisnerAmper, LLP, have examined the accompanying financial statements and issued an unmodified (or "clean") opinion on the financial statements for the year ended December 31, 2023, of St. James Parish, Louisiana. The independent auditors' report is located at the front of the financial section of this report.

The independent auditors also performed a "Single Audit" of 2023 federal grant awards for conformance with the provisions of the Single Audit Act and Title 2 U.S. *Code of Federal Regulations* Part 200, *Uniform Administrative Requirements, Cost Principles, and Audit Requirements for Federal Awards* (Uniform Guidance). The Single Audit and evaluation of the Parish's system of internal accounting controls are required by *Governmental Auditing Standards*. Information related to this Single Audit is provided in an attached separate report.

Richard Webre
Director of
Operations

Felix Boughton
Director of
Finance

Ingrid Bergeron-LeBlanc
Director of
Human Resources

Eric Deroche
Director of
Emergency Preparedness

Management's Discussion and Analysis ("MD&A") immediately follows the independent auditors' report and provides a narrative introduction, overview, and analysis to accompany the basic financial statements. The *MD&A* complements this letter and should be read in conjunction with it.

PROFILE OF THE PARISH OF ST. JAMES

St. James is one of Louisiana's 19 original parishes, created by act of the territorial legislature on March 31, 1807. The original seat of government was the community of St. James, on the west bank of the Mississippi River, but this was moved in 1869 to what is now Convent on the east bank.

St. James Parish is part of the Acadian Coast. While it is possible that some Acadians did arrive prior to 1755 or between 1755 and 1764, the first documented group of Acadians arrived in New Orleans in February 1764. The arrival was documented in a letter dated April 6, 1764, from Louisiana Governor D'Abbadie to his superior in France. They were settled along the Mississippi River in present-day St. James Parish.

As of 2023, St. James Parish's population was 19,056. The Parish is part of the New Orleans-Metairie, Louisiana Metropolitan Statistical Area, located between New Orleans and Baton Rouge, Louisiana, along the Mississippi River.

St. James Parish is located roughly equidistant from Louisiana's State Capitol, Baton Rouge, and the world-class tourism destination, New Orleans. Bisected by the Mississippi River, the 242-square mile Parish is situated in the heart of the industrial corridor. Approximately 150 miles from the mouth of the Mississippi River and access to worldwide shipping commerce, St. James Parish's major economic activity has long centered on the chemical, petrochemical, and refining industries as well as agriculture. Sugarcane is the foremost agricultural product, and a major sugar refinery makes its home in St. James Parish. Crawfish farming and growing perique tobacco are two other agriculture industries that date back to the native Americans and the early Acadian settlers. Commercial sales of crawfish began in the late 1800s. Perique tobacco has been grown in St. James Parish for more than 250 years and is considered to be one of America's first exported crops. This tobacco is grown exclusively in St. James Parish. The Parish also boasts approximately 20 major industrial complexes that serve as the Parish's primary employers and generate significant property and sales and use taxes for the Parish.

Bonfires on the Levee

Any profile of St. James Parish would not be complete without explaining the Bonfires on the Levee and the Christmas Eve tradition of their lighting. The tradition began when some Acadians (hence Cajuns) who were exiled from Nova Scotia settled in St. James Parish as early as 1765. Originally, the custom was to build bonfires on the batture, the land area between the base of the levee and the water's edge, in celebration of New Year's Eve. Through the passage of time, the tradition moved to building the bonfires on top of the levee and lighting them on Christmas Eve. These bonfires light the way for "Papa Noel" (the Cajun version of Santa Claus) to navigate the Mississippi River. The tradition continues today and draws annual visitors from around the country.

REPORTING ENTITY AND ITS SERVICES

The Parish of St. James' system of government was established by its Home Rule Charter which became effective in 1979. The Parish operates under a President-Council form of government with seven Councilmembers and a Parish President who are each elected for four-year, concurrent terms.

The Parish President is the Chief Executive Officer of the Parish. The current Parish President was inaugurated in January 2024 and is serving a four-year term. The Parish President is responsible to the Parish Council for carrying out policies adopted by the Council and is the supervisor of all Parish departments. The Parish President has the power to appoint and remove, subject to the provisions of the Charter, all administrative officers and employees responsible to the Parish President. The Parish President involves the Council in the budget preparation process. The final budget is presented to the Council and the public following the requirements of the Louisiana Local Budget Act.

The Parish Council is the legislative body of the Parish and may adopt such ordinances and resolutions as may be needed to function. The Council consists of seven Councilmembers. The Council elects a member to be designated as Council Chair. The present Council was inaugurated in January 2024 and will serve for four years.

Louisiana Revised Statute 33:1236 gives the Parish various powers in regulating and directing the affairs of the Parish and its citizens. The more notable of these are the power to make regulations for their own government, to regulate the construction and maintenance of roads, bridges, and drainage systems, to regulate the sale of alcoholic beverages, and to provide for the health and welfare of the poor, disadvantaged, and unemployed in the Parish. Funding to accomplish these services is provided by property taxes, sales taxes, service charges, licenses and permits, state revenue sharing, and various state and federal grants.

There are two towns located within St. James Parish, Gramercy and Lutchet, with varying degrees of dependence upon the Parish. However, each town has its own independently elected officials, and the results of their operations are, therefore, not included in this report.

The St. James Parish financial reporting entity consists of (a) the primary government (the Parish), (b) organizations for which the primary government is financially accountable, and (c) other organizations for which the nature and significance of their relationship with the primary government are such that exclusion would cause the St. James Parish reporting entity's financial statements to be misleading or incomplete.

The Parish has determined that the following component unit, discretely presented, is part of the St. James Parish reporting entity:

<u>Component Unit</u>	<u>Fiscal Year End</u>
St. James Parish Hospital	March 31

Complete financial statements for the St. James Parish Hospital may be obtained from their administrative office at 1645 Lutchter Avenue, Lutchter, Louisiana 70071.

The Parish's financial statements do not include the component units that are multi-parish component units. The multi-parish component units include:

<u>Multi-Parish Component Unit</u>	<u>Fiscal Year End</u>	<u>Component Unit of</u>
District Attorney of the Twenty-Third Judicial District	December 31	Ascension Parish
Twenty-Third Judicial District Indigent Defender Board	December 31	Ascension Parish

Considered in the determinations of component units of the St. James Parish reporting entity were the St. James Parish School Board, St. James Parish Assessor, St. James Parish Sheriff, St. James Clerk of Court, and the various municipalities in the Parish. It was determined that these governmental entities are not component units of the St. James Parish reporting entity. All are governed by independently elected officials. The Parish oversight unit neither appoints their governing Boards nor designates management. Furthermore, the Parish has no ability to significantly influence operations, nor does it have any accountability for fiscal matters of the entities. They are considered by the Parish to be separate, autonomous governments and issue financial statements separate from those of the St. James Parish reporting entity.

The Parish is responsible for appointing the members of the Boards of the St. James Housing Authority and St. James Parish Hospital. The Parish's accountability for the Housing Authority and Hospital does not extend beyond making the appointments. The St. James Housing Authority is a related organization to the Parish. St. James Parish Hospital is a component unit of the Parish.

YEAR IN REVIEW

Hurricane Ida

Hurricane Ida was a Category 4 Atlantic hurricane that was the second most damaging and intense hurricane to ever hit Louisiana. It was only surpassed by Hurricane Katrina in 2005. It hit the Louisiana coast on August 29, 2021, near Port Fourchon, Louisiana, and made its way through St. James Parish. Hurricane Ida was considered a "direct hit" on St. James Parish. In its wake, Hurricane Ida left behind major structural damage to homes and businesses, downed trees and power lines, and, more importantly, one death. One hundred percent (100%) of the Parish was without power and remained without power for almost a month. The recovery from Hurricane Ida began immediately after the winds subsided.

For 2023, the entire Parish has operationally recovered. The Parish does have four buildings that are still being evaluated by FEMA as to whether to declare them as a total loss. The services that were provided in these buildings have been moved to temporary facilities. One of these four buildings (the Vacherie Senior Center) has been declared a total loss and construction of the new building will begin in 2024. It will be financed with insurance proceeds, FEMA grants, and bonded debt.

Other Noteworthy Items

Noted below are some of the Parish's major initiatives and accomplishments completed or ongoing during 2023:

- Major drainage upgrades – improved drainage (canals/ditches) structures that dramatically improved Parish drainage during normal rain events and to prevent backwater from future hurricanes
- Major upgrades to our natural gas delivery systems – improved natural gas delivery services to residents
- Major upgrades to the drinking water delivery system – will help prevent water shortages during times of high demand; i.e. named storms and freezes
- Improvements to recreation including improvements to basketball courts and baseball fields, and other facility improvements
- New facility for elderly and disabled citizens
- A new multi purpose building is in planning and design for the west bank

ACCOUNTING SYSTEM AND BUDGETARY CONTROLS

The Finance Department is responsible for providing all Parish financial services, including financial accounting and reporting, payroll and accounts payable disbursement functions, cash and investments management, grant management, debt management, budgeting, purchasing, and contract administration for Parish management. The Finance Department is also responsible for the establishment and maintenance of an internal control structure. Because the cost of a control should not exceed the benefits to be derived, the objective is to provide reasonable, but not absolute, assurance regarding: 1) the safeguarding of Parish assets against loss from unauthorized use or disposition and 2) the reliability of financial records for preparing financial statements and maintaining accountability for assets.

All budget appropriations lapse at year-end, and any encumbrances outstanding at year-end are included in the next year's budget with funds appropriated in that year to finance them. The budget is prepared on a modified accrual basis. Formal budgetary accounts are integrated into the accounting system during the year as a management control device.

The Parish exercises budgetary control at the functional level. Within functions, the Director of Finance has the authority to make amendments, as necessary. When actual revenues within a fund are failing to meet estimated annual budgeted revenues by five percent or more, and/or actual expenditures within a fund are exceeding estimated budgeted expenditures by five percent or more, a budget amendment to reflect such changes is adopted by the Parish in an open meeting. Budget amounts included in the financial statements include the original adopted budget amounts and the final amended budget. Further details on the budgetary process and controls are explained in the accompanying Notes to the Financial Statements.

TAX ABATEMENTS

St. James Parish is subject to certain property tax abatements granted by the Louisiana State Board of Commerce and Industry (the "State Board"), a state entity governed by board members representing major economic groups and gubernatorial appointees. Abatements to which the government may be subject include those issued for property taxes under the Industrial Tax Exemption Program ("ITEP") and the Restoration Tax Abatement Program ("RTAP"). In addition, St. James Parish has the authority to grant sales tax rebates to taxpayers pursuant to the Enterprise Zone Tax Rebate Program ("EZ"). For the year ending December 31, 2023, the government participated in the Industrial Tax Exemption Program and the Enterprise Zone Tax Rebate Program.

Taxes abated for the year ended December 31, 2023, amounted to \$14,100,000 for ITEP, and \$180,000 for EZ. Such rebates met or exceeded the program requirements. The Administration believes the economic impact, including new jobs and sales taxes generated by these projects, resulting from these tax abatements far exceed the amount of such abatements. If by chance, the company fails to expand facilities or otherwise fails to fulfill its commitments under the program agreement, St. James Parish may recapture all or a portion of any abated taxes.

PROSPECTS FOR THE FUTURE

Major Issues and Budget Outlook

As we move forward in 2024, the biggest financial impact is the closure of Equilon Enterprises LLC, the Parish's largest taxpayer for both sales and property taxes. In the spring of 2021, Equilon's Shell Convent oil refinery began decommissioning. Equilon's intent to sell the refinery was public knowledge, but the closure affected 700 refinery employees, 400 contract workers, and many support businesses.

In addition to the negative personal impact on the closed refinery to employees and contract workers, the Parish's sales taxes are lower than previous years. Because of healthy fund balances, no Parish services have yet been affected. If, however, sales taxes continue at the lower levels, the costs for garbage collection will have to be passed on to the residents and several projects funded by the parks and recreation fund will have to be placed on hold. The administration did place a new property tax proposal on the April 2024 ballot that did not meet voter approval. This proposal would have generated more funds for garbage collection, parks and recreation, roads, and animal control and would have saved 99% of taxpayers over simply raising garbage collections fees. Because this plan did not meet voter approval, garbage fees will have to be raised and continue to be raised to keep up with inflation.

An internal water rate study was completed in 2023 and showed that water expenses have outpaced water revenues. Because no taxes are dedicated to water production, the proprietary fund must rely solely on water rates. These water rates will also have to be adjusted upward now and in the future to keep up with inflation.

Not all news concerning St. James Parish's industrial activity has been bad. A major methanol facility (YCI Methanol One, LLC) began operations in 2021. This did not completely fill the void left by the closure of the Shell refinery, but it helped prevent sales taxes from further declines.

Formosa Plastics has announced plans for the construction of a \$9.4 billion chemical facility. The Formosa Plastics project has been delayed with permitting issues and is appealing the permitting process and various court orders issued at the behest of certain environmental protection groups. DG fuels purchased property in St. James Parish to build a state-of-the-art clean renewable fuel facility. The project will create 650 permanent jobs and cost \$3.8 billion. DG Fuels is going through the permitting process. No funds from these projects will be budgeted until permits are issued and actual construction begins.

Notwithstanding the possible future negative financial impacts as discussed above, strong and conservative fiscal policies and adequate fund balances continue to position St. James Parish to be able to lead with a strong and substantial commitment to protect our citizens' safety, to continue on-going initiatives and hurricane recovery, including fund balance reserve maintenance, possible bond refinancing savings, major infrastructure programs, and future economic growth in the Parish.

Future projects on the horizon for 2024 and beyond

St James Parish is looking to the future to improve its infrastructure with the following projects:

- Continue upgrading/improving its water delivery systems to reduce the risk of water shortages during emergencies; funded mainly from state and federal grants.
- Continue upgrading/improving natural gas delivery systems to reduce the risk of gas shortages during emergencies.
- Continue improving drainage systems by following a comprehensive drainage maintenance program.
- Major facility improvements to the west bank of the Parish consist of a new state of the arts Multi Purpose Recreation Building and Senior Center.
- Repairing/rebuilding the damaged infrastructure from Hurricane Ida.
- Repairing or rebuilding a Parish recreation building that has been abandoned for over ten years (because of building litigation).
- Planning and developing, with the Army Corp of Engineers and the Pontchartrain Levee District, a comprehensive backwater plan for the east and west banks for protection from storm surge waters.
- To upgrade fire protection, the Parish employed four (4) full-time paid fire department employees and will eventually create a full-time paid fire department.
- Completed a new Department of Human Resources building that will allow the expansion of social services for the elderly, handicapped, and medically dependent.

St. James Parish Government's overreaching goal and vision is to put the public first by striving to provide the highest level of service across all aspects of our government. St. James Parish provides services, leadership, and vision to improve the quality of life in the Parish through well-planned economic development.

AWARDS AND ACKNOWLEDGEMENTS


The Government Finance Officers Association of the United States and Canada (GFOA) awarded a Certificate of Achievement for Excellence in Financial Reporting to St. James Parish for its annual comprehensive financial report (ACFR) for the fiscal year ended December 31, 2022. This was the second year that St. James Parish achieved this prestigious award. In order to be awarded a Certificate of Achievement, St. James Parish had to publish an easily readable and efficiently organized ACFR that satisfied both generally accepted accounting principles and applicable program requirements.

A Certificate of Achievement for Excellence in Financial Reporting is valid for a period of only one year. However, we believe that our current ACFR continues to meet the Certificate of Achievement for Excellence in Financial Reporting Program's requirements, and we are submitting it to the GFOA to determine its eligibility for another certificate.

The preparation of this report would not have been possible without the skill, effort, and dedication of the entire staff of the Finance Department. We want to thank all St. James Parish Government departments for their assistance in providing the data necessary to prepare this report. Credit also is due to the Parish President and the Council for their unfailing support for maintaining the highest standards of professionalism in the management of St. James Parish's finances.

It is an honor and distinct privilege to serve the citizens of St. James Parish, and we recognize that the respect of the public can never be expected if not first earned. In conclusion, St. James Parish remains strong financially, our bond ratings have remained stable, and our fund balances are healthy. We are poised to continue to be the economic engine for the entire region.

Respectfully submitted,



Felix K. Boughton
Director of Finance



Government Finance Officers Association

Certificate of
Achievement
for Excellence
in Financial
Reporting

Presented to

**St. James Parish
Louisiana**

For its Annual Comprehensive
Financial Report
For the Fiscal Year Ended

December 31, 2022

Christopher P. Morill

Executive Director/CEO



**The Government Finance Officers Association of
the United States and Canada**

presents this

AWARD OF FINANCIAL REPORTING ACHIEVEMENT

to

Finance Department
St. James Parish, Louisiana



The Award of Financial Reporting Achievement is presented by the Government Finance Officers Association to the department or individual designated as instrumental in the government unit achieving a Certificate of Achievement for Excellence in Financial Reporting. A Certificate of Achievement is presented to those government units whose annual financial reports are judged to adhere to program standards and represents the highest award in government financial reporting.

Executive Director

Christopher P. Morill

Date: 2/6/2024

ST. JAMES PARISH, LOUISIANA
PRINCIPAL ELECTED OFFICIALS
December 31, 2023

PARISH PRESIDENT

Peter A. Dufresne

PARISH COUNCIL MEMBERS

Chairwoman, Vondra Dee Etienne-Steib - District 6

Vice Chairman, Jason P. Amato - District 2

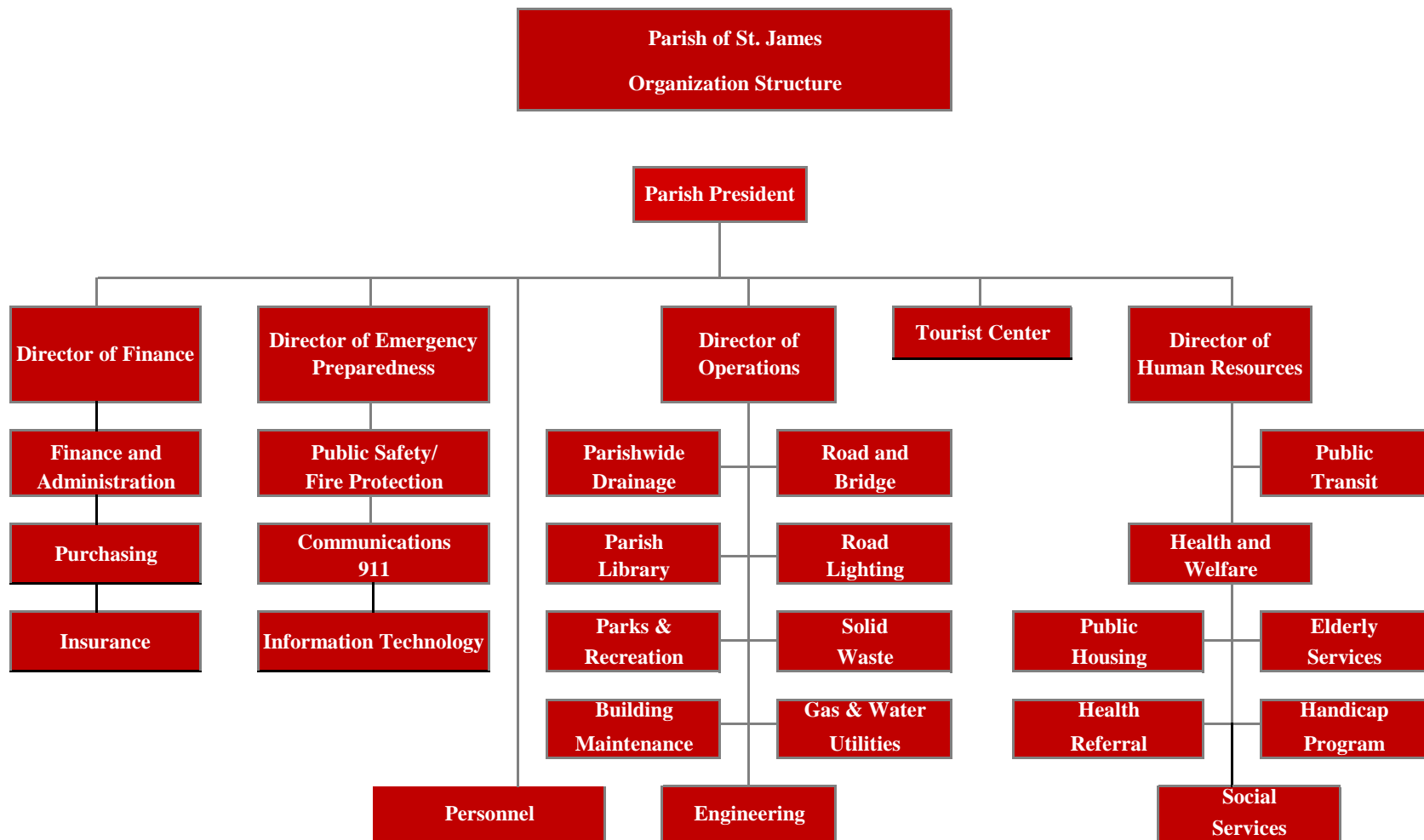
Alvin J. St. Pierre, Jr. - District 1

Bradley Ryan Louque - District 3

Mason Bland - District 4

Clyde M. Cooper, Sr. - District 5

Donald Nash - District 7



FINANCIAL SECTION



INDEPENDENT AUDITORS' REPORT

To the President and Members
St. James Parish Council
Convent, Louisiana

Report on the Audit of the Financial Statements

Opinions

We have audited the accompanying financial statements of the governmental activities, the business-type activities, the aggregate discretely presented component unit, each major fund, and the aggregate remaining fund information of St. James Parish, State of Louisiana, (the Parish) as of and for the year ended December 31, 2023, and the related notes to the financial statements, which collectively comprise the Parish's basic financial statements as listed in the table of contents.

In our opinion, based on our audit and the report of the other auditors, the financial statements referred to above present fairly, in all material respects, the respective financial position of the governmental activities, the business-type activities, the aggregate discretely presented component unit, each major fund, and the aggregate remaining fund information of the Parish, as of December 31, 2023, and the respective changes in financial position, and, where applicable, cash flows thereof for the year then ended in accordance with accounting principles generally accepted in the United States of America.

We did not audit the financial statements of St. James Parish Hospital, which represents 100 percent of the assets, net position, and revenues of the discretely presented component unit as of March 31, 2023. Those statements were audited by other auditors whose report has been furnished to us, and our opinion, insofar as it relates to the amounts included for St. James Parish Hospital, is based solely on the report of the other auditors.

Basis for Opinions

We conducted our audit in accordance with auditing standards generally accepted in the United States of America and the standards applicable to financial audits contained in *Government Auditing Standards*, issued by the Comptroller General of the United States. Our responsibilities under those standards are further described in the Auditors' Responsibilities for the Audit of the Financial Statements section of our report. We are required to be independent of the Parish and to meet our other ethical responsibilities, in accordance with the relevant ethical requirements relating to our audit. We believe that the audit evidence we have obtained is sufficient and appropriate to provide a basis for our audit opinions.

Responsibilities of Management for the Financial Statements

Management is responsible for the preparation and fair presentation of the financial statements in accordance with accounting principles generally accepted in the United States of America, and for the design, implementation, and maintenance of internal control relevant to the preparation and fair presentation of financial statements that are free from material misstatement, whether due to fraud or error.

In preparing the financial statements, management is required to evaluate whether there are conditions or events, considered in the aggregate, that raise substantial doubt about the Parish's ability to continue as a going concern for twelve months beyond the financial statement date, including any currently known information that may raise substantial doubt shortly thereafter.

"EisnerAmper" is the brand name under which EisnerAmper LLP and Eisner Advisory Group LLC and its subsidiary entities provide professional services. EisnerAmper LLP and Eisner Advisory Group LLC are independently owned firms that practice in an alternative practice structure in accordance with the AICPA Code of Professional Conduct and applicable law, regulations and professional standards. EisnerAmper LLP is a licensed CPA firm that provides attest services, and Eisner Advisory Group LLC and its subsidiary entities provide tax and business consulting services. Eisner Advisory Group LLC and its subsidiary entities are not licensed CPA firms.

Auditors' Responsibilities for the Audit of the Financial Statements

Our objectives are to obtain reasonable assurance about whether the financial statements as a whole are free from material misstatement, whether due to fraud or error, and to issue an auditor's report that includes our opinions. Reasonable assurance is a high level of assurance but is not absolute assurance and therefore is not a guarantee that an audit conducted in accordance with generally accepted auditing standards and *Government Auditing Standards* will always detect a material misstatement when it exists. The risk of not detecting a material misstatement resulting from fraud is higher than for one resulting from error, as fraud may involve collusion, forgery, intentional omissions, misrepresentations, or the override of internal control. Misstatements are considered material if there is a substantial likelihood that, individually or in the aggregate, they would influence the judgement made by a reasonable user based on the financial statements.

In performing an audit in accordance with generally accepted auditing standards and *Government Auditing Standards*, we:

- Exercise professional judgement and maintain professional skepticism throughout the audit.
- Identify and assess the risks of material misstatement of the financial statements, whether due to fraud or error, and design and perform audit procedures responsive to those risks. Such procedures include examining, on a test basis, evidence regarding the amounts and disclosures in the financial statements.
- Obtain an understanding of internal controls relevant to the audit in order to design audit procedures that are appropriate in the circumstances, but not for the purpose of expressing an opinion on the effectiveness of the Parish's internal control. Accordingly, no such opinion is expressed.
- Evaluate the appropriateness of accounting policies used and the reasonableness of significant accounting estimates made by management, as well as evaluate the overall presentation of the financial statements.
- Conclude whether, in our judgement, there are conditions or events, considered in the aggregate, that raise substantial doubt about the Parish's ability to continue as a going concern for a reasonable period of time.
- We are required to communicate with those charged with governance regarding, among other matters, the planned scope and timing of the audit, significant audit findings, and certain internal control-related matters that we identified during the audit.

Required Supplementary Information

Accounting principles generally accepted in the United States of America require that the management's discussion and analysis on pages 16 through 25, the budgetary comparison information on pages 88 through 93, the Schedule of Changes in Total Other Postemployment Benefits Liability and Related Ratios on page 94, the Schedule of Proportionate Share of the Net Pension Liability for the Retirement Systems on page 95, the Schedule of Contributions to Each Retirement System Defined Benefit Cost Sharing Plans Only on page 96, and the Notes to Required Supplementary Information on pages 97 through 99 be presented to supplement the basic financial statements. Such information is the responsibility of management and, although not a part of the basic financial statements, is required by the Governmental Accounting Standards Board, who considers it to be an essential part of financial reporting for placing the basic financial statements in an appropriate operational, economic, or historical context. We and other auditors have applied certain limited procedures to the required supplementary information in accordance with auditing standards generally accepted in the United States of America, which consisted of inquiries of management about the methods of preparing the information and comparing the information for consistency with management's responses to our inquiries, the basic financial statements, and other knowledge we obtained during our audit of the basic financial statements. We do not express an opinion or provide any assurance on the information because the limited procedures do not provide us with sufficient evidence to express an opinion or provide any assurance.



Supplementary Information

Our audit was conducted for the purpose of forming opinions on the financial statements that collectively comprise the Parish's basic financial statements. The combining and individual nonmajor fund financial statements and schedules, the schedule of compensation, benefits, and other payments to agency head, the schedule of compensation paid to parish council members, the justice system funding schedule - receiving entity, and the schedule of expenditures of federal awards as required by Title 2 U.S. *Code of Federal Regulations* (CFR) Part 200, *Uniform Administrative Requirements, Cost Principles, and Audit Requirements for Federal Awards*, are presented for purposes of additional analysis and are not a required part of the basic financial statements. Such information is the responsibility of management and was derived from and relates directly to the underlying accounting and other records used to prepare the basic financial statements. The information has been subjected to the auditing procedures applied in the audit of the basic financial statements and certain additional procedures, including comparing and reconciling such information directly to the underlying accounting and other records used to prepare the basic financial statements or to the basic financial statements themselves, and other additional procedures in accordance with auditing standards generally accepted in the United States of America by us and other auditors. In our opinion, based on our audit and the report of the other auditors, the combining and individual nonmajor fund financial statements and schedules, the schedule of compensation, benefits, and other payments to agency head, the schedule of principal officials and salaries, the justice system funding schedule – receiving entity, the schedule of program revenues, expenditures, and changes in fund balance – contracts and grants provided through the Louisiana Governor's Office of Elderly Affairs (GOEA), the schedule of program expenditures – budget vs. actual – contracts and grants provided through the Louisiana Governor's Office of Elderly Affairs (GOEA), and the schedule of expenditures of federal awards are fairly stated, in all material respects, in relation to the basic financial statements as a whole.

Other Information

Management is responsible for the other information included in the annual report. The other information comprises the introductory and statistical sections but does not include the basic financial statements and our auditors' report thereon. Our opinions on the basic financial statements do not cover the other information, and we do not express an opinion or any form of assurance thereon.

In connection with our audit of the basic financial statements, our responsibility is to read the other information and consider whether a material inconsistency exists between the other information and the basic financial statements, or the other information otherwise appears to be materially misstated. If, based on the work performed, we conclude that an uncorrected material misstatement of the other information exists, we are required to describe it in our report.

Other Reporting Required by Government Auditing Standards

In accordance with *Government Auditing Standards*, we have also issued our report dated June 21, 2024, on our consideration of the Parish's internal control over financial reporting and on our tests of its compliance with certain provisions of laws, regulations, contracts, and grant agreements and other matters. The purpose of that report is solely to describe the scope of our testing of internal control over financial reporting and compliance and the results of that testing, and not to provide an opinion on the effectiveness of the Parish's internal control over financial reporting or on compliance. That report is an integral part of an audit performed in accordance with *Government Auditing Standards* in considering the Parish's internal control over financial reporting and compliance.

EisnerAmper LLP

EISNERAMPER LLP
Baton Rouge, Louisiana
June 21, 2024



EisnerAmper LLP
www.eisneramper.com



St. James Parish
Convent, Louisiana
Management's Discussion and Analysis

As financial management of St. James Parish primary government (Parish), we offer readers of the Parish's financial statements this narrative overview and analysis of the financial activities of the Parish government for the fiscal year ended December 31, 2023.

Financial Highlights

- ◆ The Parish's assets and deferred outflows of resources exceeded its liabilities and deferred inflows of resources at the close of 2023 by nearly \$184.6 million (net position). Of this amount, \$85.7 million is invested in capital assets including infrastructure. Infrastructure assets are only of value to the Parish and cannot be sold. A total of \$101.3 million is considered restricted while approximately \$2.4 million represents an unrestricted deficit. In total, the Net Position of the Parish increased over \$6.3 million from 2022.
- ◆ At December 31, 2023, the Parish's governmental fund statements reported combined ending fund balances of nearly \$104.4 million, an increase of over \$790,000.
- ◆ The General Fund, the Parish's primary operating fund, reported a total ending fund balance of over \$14.3 million, a slight increase from the prior year.
- ◆ At December 31, 2023, Unassigned fund balance for the General fund was over \$6.4 million while the other categories of Non-spendable and Restricted reported balances of approximately \$39,000 and \$7.8 million, respectively.
- ◆ Total capital assets increased from the prior year by over \$4.8 million as a result of capital expenditure spending of nearly \$10 million offset by over \$4.2 million in depreciation expense and an approximately \$1 million loss on asset disposal. The Parish scrapped the District V Recreation Building that is in litigation during fiscal year 2023.
- ◆ Total long-term liabilities increased from the prior year by over \$6.2 million mostly due to changes in assumptions used to value the Parish's share of the net pension liability.

Overview of the Financial Statements

This discussion and analysis is intended to serve as an introduction to the Parish's basic financial statements. The Parish's basic financial statements are comprised of three components: 1) government-wide financial statements, 2) fund financial statements, and 3) notes to the financial statements. There is additional supplementary information following the financial statements that may be of interest to the reader.

Government-wide financial statements

Government-wide financial statements are designed to provide the reader with a broad overview of the Parish's financial position, in a manner similar to a private-sector business. They include a **Statement of Net Position** and a **Statement of Activities**. These statements appear on pages 26 to 28 of this report.

The **Statement of Net Position** presents the Parish's assets and deferred outflows less its liabilities and deferred inflows at year end. The difference between these assets and deferred outflows and liabilities and deferred inflows is reported as net position. Changes in net position over time may serve as a useful indicator of whether the financial position of the Parish is improving or deteriorating.

The **Statement of Activities** presents information showing how the Parish's net position changed during the fiscal year. All changes in net position are reported as soon as the underlying event giving rise to the change occurs, regardless of the timing of related cash flows. Thus, revenues and expenses are reported in this statement for some items that will only result in cash flows in future fiscal periods (for example, accounts payable and earned but unused vacation leave).

St. James Parish
Convent, Louisiana
Management's Discussion and Analysis

Both statements attempt to distinguish functions of the Parish that are principally supported by taxes and intergovernmental revenues (governmental activities) from other functions that are intended to recover all or a significant portion of their costs through user fees and charges (business-type activities). Governmental activities include general government, public safety, highways and streets, sanitation, public housing, public transportation, health and welfare, culture and recreation, and economic development expenditures. Business-type activities include the gas and water distribution system.

The government-wide financial statements include not only the Parish itself (*primary government*), but also separate legal governmental entities (*component units*) to which the Parish may be obligated to provide financial assistance. Component units are presented as separate columns in fund financial statements. The component unit agencies issue separate, independently audited financial statements. Financial statements for each of the individual component units may be obtained at the component unit's administrative offices.

Fund financial statements

A fund is a grouping of related accounts that is used to maintain control over resources that have been segregated for specific activities or objectives. The Parish, like other state and local governments, uses fund accounting to ensure and demonstrate compliance with finance-related legal requirements. All of the Parish's funds can be divided into two categories: governmental funds and proprietary funds.

Governmental funds. Governmental funds are used to account for essentially the same functions reported as governmental activities in the government-wide financial statements. Unlike the government-wide financial statements, however, governmental fund financial statements focus on near-term inflows and outflows of spendable resources as well as on balances of spendable resources available at the end of the fiscal year. Such information may be useful in evaluating the Parish's near-term financing requirements.

Because the focus of governmental funds is narrower than that of the government-wide financial statements, it is useful to compare the information presented for governmental funds with similar information presented for governmental activities in the government-wide financial statements. By doing so, readers may better understand the long-term impact of the government's near-term financing decisions. Both the governmental funds' balance sheet and the governmental funds' statement of revenues, expenditures, and changes in fund balances provide a reconciliation to facilitate this comparison between governmental funds and governmental activities.

The Parish maintains approximately 60 individual governmental funds. Information is presented separately in the governmental funds' balance sheet and in the governmental funds' statement of revenues, expenditures, and changes in fund balances for the General Fund, the Courthouse, Jail, and Public Buildings Maintenance Fund, the Parishwide Road Improvement Fund, the Public Safety Trust Fund, and the St. James Volunteer Fire Districts Fund, all of which are considered to be major funds. Data from the other 55 governmental funds are combined into a single, aggregated presentation. Individual fund data for each of these nonmajor governmental funds is provided in the form of combining statements as supplementary information.

The basic governmental fund financial statements can be found on pages 29 to 34 of this report.

Proprietary funds. The Parish maintains and presents two types of proprietary funds: enterprise and internal service, which can be found on pages 35 to 38 of this report.

Enterprise funds are used to report the same functions presented as business-type activities in the government-wide financial statements. The Parish has one enterprise fund, the St. James Parish Gas & Water Distribution System Fund, which accounts for expenses to distribute natural gas and water.

Internal service funds are an accounting tool used to accumulate and allocate costs internally among various functions. The Parish uses an internal service fund to account for its self-insured health insurance program and for information technology services that are charged to the various departments. Because these services predominately benefit governmental rather than business-type functions, they have been included within governmental activities in the government-wide financial statements.

St. James Parish
Convent, Louisiana
Management's Discussion and Analysis

Proprietary funds provide the same type of information as the government-wide financial statements, only in more detail. The St. James Parish Gas & Water Distribution System Fund is considered to be a major fund of the Parish.

Notes to financial statements. The notes provide additional information that is essential to a full understanding of the information provided in the government-wide and fund financial statements. The notes to the financial statements can be found on pages 39 to 87 of this report.

Other information. The combining statements referred to earlier in connection with nonmajor governmental funds are presented as supplementary information. Combining fund statements and schedules can be found on pages 100 to 192 of this report.

Government-wide Financial Analysis

As noted earlier, net position may serve over time as a useful indicator of the Parish's financial position. In the case of the Parish, governmental activities' assets and deferred outflows exceeded liabilities and deferred inflows by \$155,282,286 at December 31, 2023.

The following table reflects the condensed Statement of Net Position for 2023 and 2022:

St. James Parish
Condensed Statement of Net Position
December 31, 2023 and 2022

	Governmental Activities		Business-Type Activities		Total	
	2023	2022	2023	2022	2023	2022
Current and other assets	\$ 118,391,220	\$ 117,584,376	\$18,050,029	\$18,109,962	\$ 136,441,249	\$ 135,694,338
Capital assets	69,920,053	64,920,097	17,071,573	17,303,964	86,991,626	82,224,061
Net pension asset	-	5,975,023	-	950,884	-	6,925,907
Total assets	188,311,273	188,479,496	35,121,602	36,364,810	223,432,875	224,844,306
Deferred outflows of resources	9,146,042	3,925,147	1,581,783	611,743	10,727,825	4,536,890
Long term liabilities						
outstanding	33,347,067	28,186,277	2,493,311	1,453,032	35,840,378	29,639,309
Other liabilities	6,799,566	7,831,398	4,527,628	4,921,048	11,327,194	12,752,446
Total liabilities	40,146,633	36,017,675	7,020,939	6,374,080	47,167,572	42,391,755
Deferred inflows of resources	2,028,396	7,436,848	367,353	1,264,896	2,395,749	8,701,744
Net position:						
Net investment in capital assets	68,653,696	63,030,774	17,071,573	17,303,964	85,725,269	80,334,738
Restricted	101,287,121	94,274,377	-	345,157	101,287,121	94,619,534
Unrestricted	(14,658,531)	(8,355,031)	12,243,520	11,688,456	(2,415,011)	3,333,425
Total net position	\$ 155,282,286	\$ 148,950,120	\$ 29,315,093	\$ 29,337,577	\$ 184,597,379	\$ 178,287,697

St. James Parish
Convent, Louisiana
Management's Discussion and Analysis

Approximately 46.4% (\$85,725,269) of the Parish's total net position as of December 31, 2023, reflects the Parish's investment in capital assets (land, buildings, infrastructure, machinery and equipment) less any related outstanding debt used to acquire those assets. The Parish uses these capital assets to provide services to citizens; consequently, these assets are not available for future spending. Another 54.9% (\$101,287,121) of the total net position is subject to external restrictions on how these assets may be used, such as property tax approved by the electorate for specific purposes. The Parish reports a deficit in unrestricted net position of \$(2,415,011).

Governmental activities

Governmental activities account for 84.1% of the Parish's net position. One of the major components of general revenue collected by governmental activities is property taxes, which represents 50.6% of the Parish's total governmental revenue. In 2023, property taxes were assessed at a millage rate of 37.45 mills. Property tax revenue increased \$514,497 to \$21,836,583, a 2.4% increase from the previous year.

Other variances in governmental activities include:

- ◆ An increase in governmental expenses by over \$2.4 million, or 7.0%, from 2022. This increase is the result of continued recovery efforts in response to Hurricane Ida. Hurricane Ida made landfall on the Louisiana coast on August 29, 2021, and caused substantial damage to St. James Parish. Additionally, the Parish is continuing to provide extensive street and drainage improvements.
- ◆ An increase in other general revenues by \$4.9 million is the result of investment earnings as a result of market trends as compared to the prior year.

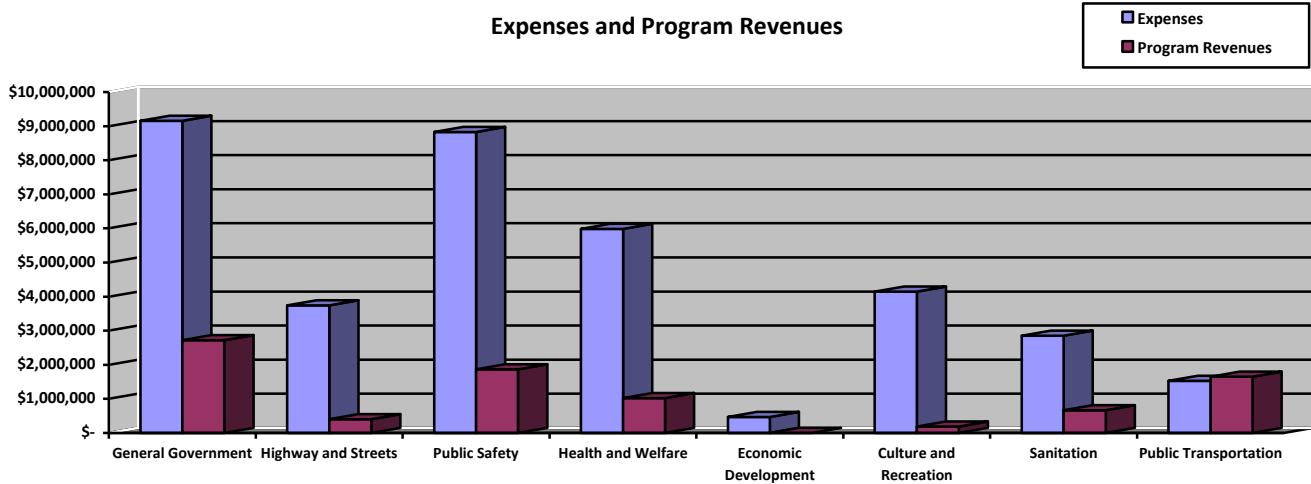
St. James Parish
Convent, Louisiana
Management's Discussion and Analysis

The following is a summary of activity for 2023 and 2022:

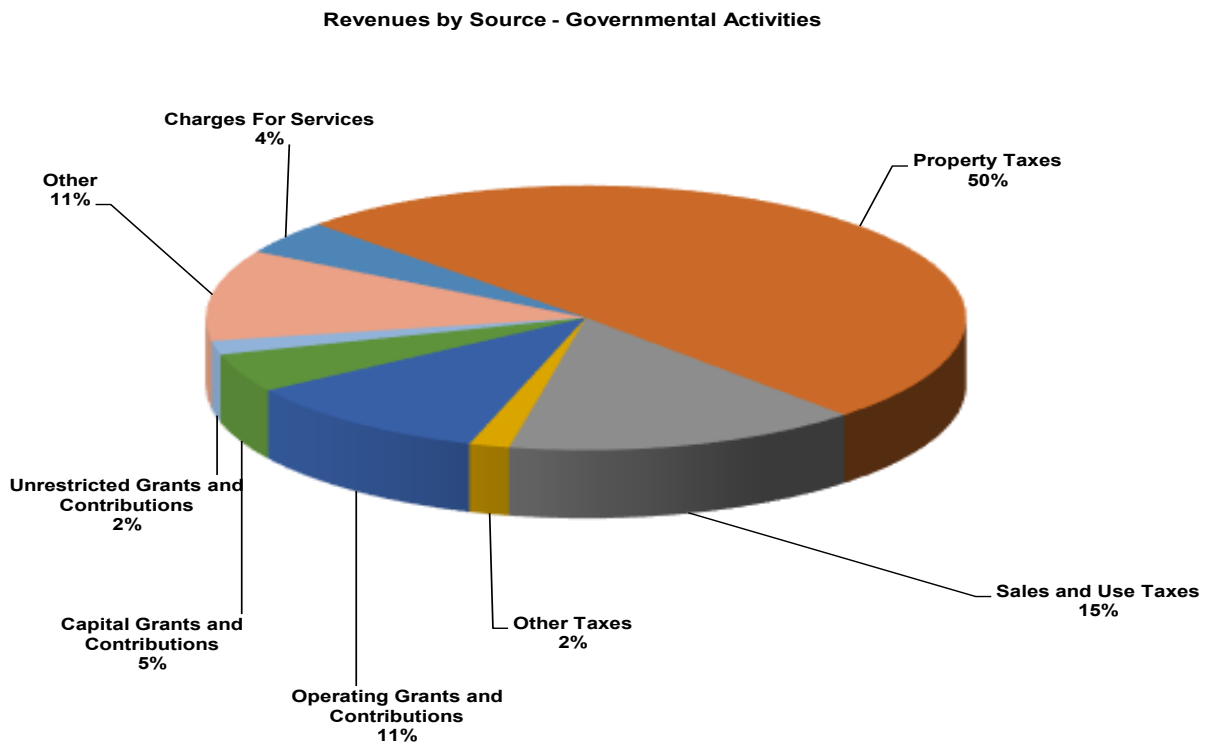
	Governmental Activities		Business-type Activities		Total	
	2023	2022	2023	2022	2023	2022
Revenues:						
Program revenues:						
Charges for services	\$ 1,803,298	\$ 1,850,660	\$ 5,491,102	\$ 6,053,709	\$ 7,294,400	\$ 7,904,369
Operating grants and contributions	4,655,514	4,120,499	101,753	276,856	4,757,267	4,397,355
Capital grants and contributions	2,051,837	2,554,178	202,735	-	2,254,572	2,554,178
General revenues:						
Property taxes	21,836,583	21,322,086	-	-	21,836,583	21,322,086
Sales and use taxes	6,519,496	5,660,452	-	-	6,519,496	5,660,452
Other taxes	738,594	669,615	-	-	738,594	669,615
Unrestricted revenues	732,865	1,390,447	-	-	732,865	1,390,447
Other general revenues	5,805,341	212,774	1,378,812	(152,068)	7,184,153	60,706
Total revenues	44,143,528	37,780,711	7,174,402	6,178,497	51,317,930	43,959,208
Expenses:						
General government	9,156,883	7,714,263	-	-	9,156,883	7,714,263
Public safety	8,830,569	9,468,157	-	-	8,830,569	9,468,157
Highways and streets	2,778,211	4,725,513	-	-	2,778,211	4,725,513
Sanitation	2,852,308	2,719,974	-	-	2,852,308	2,719,974
Public housing	400	732	-	-	400	732
Public transportation	1,528,895	1,137,901	-	-	1,528,895	1,137,901
Health and welfare	5,987,778	4,774,966	-	-	5,987,778	4,774,966
Culture and recreation	6,110,992	3,346,178	-	-	6,110,992	3,346,178
Economic development	464,844	379,504	-	-	464,844	379,504
Interest on long-term debt	489,982	504,762	-	-	489,982	504,762
Gas, water and sewer	-	-	6,807,386	6,472,658	6,807,386	6,472,658
Total expenses	38,200,862	34,771,950	6,807,386	6,472,658	45,008,248	41,244,608
Increase (decrease) in net position before transfers and capital contributions	5,942,666	3,008,761	367,016	(294,161)	6,309,682	2,714,600
Other sources (uses)						
Capital contribution	-	-	-	-	-	-
Transfers	389,500	(407,562)	(389,500)	407,562	-	-
Total other sources (uses)	389,500	(407,562)	(389,500)	407,562	-	-
Increase (decrease) in net position	6,332,166	2,601,199	(22,484)	113,401	6,309,682	2,714,600
Beginning net position	148,950,120	146,348,921	29,337,577	29,224,176	178,287,697	175,573,097
Ending net position	\$ 155,282,286	\$ 148,950,120	\$ 29,315,093	\$ 29,337,577	\$184,597,379	\$178,287,697

St. James Parish
Convent, Louisiana
Management's Discussion and Analysis

The following graph is a comparison of program revenues and program expenses for all governmental activities. This chart is intended to give the reader an idea of the degree to which governmental activities are self-supporting:



The following pie chart illustrates the composition of governmental activities revenue and its percentage in relation to total government revenues:



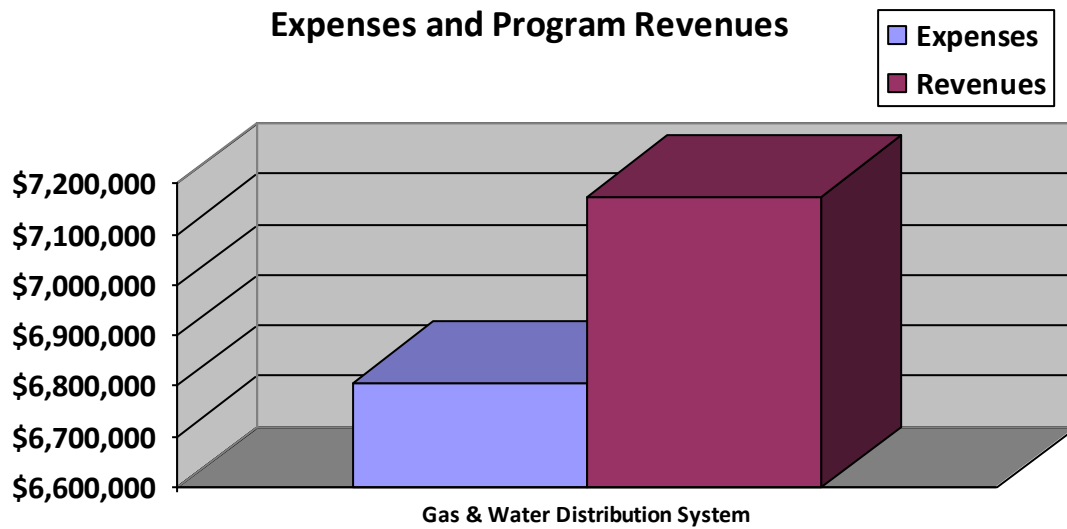
St. James Parish
Convent, Louisiana
Management's Discussion and Analysis

Business-type activities

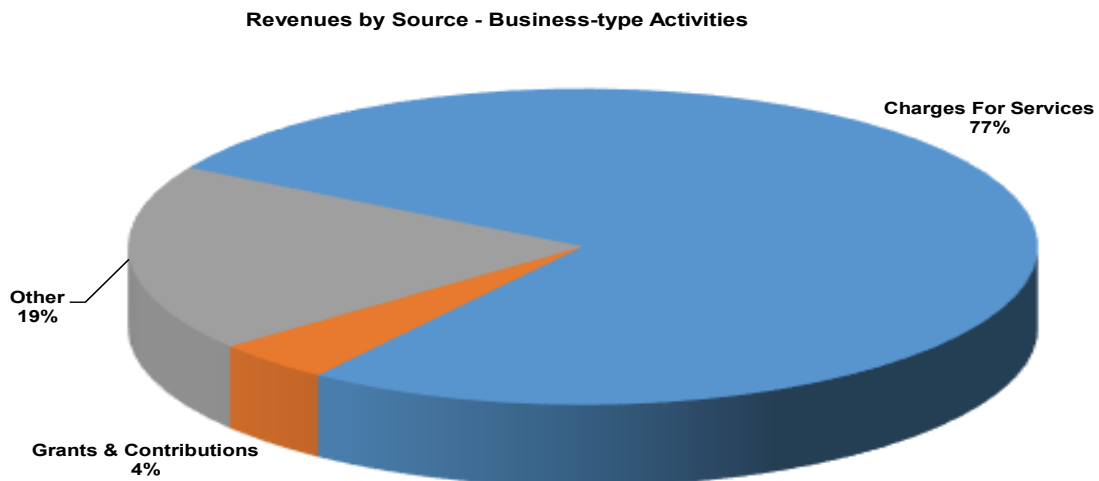
The Parish has one business-type activity, the St. James Parish Gas & Water Distribution System. The Gas & Water Distribution System's principal activities are providing gas and water services to the citizens and businesses of the Parish.

The St. James Parish Gas & Water Distribution System's net position at December 31, 2023, was \$29,315,093 compared to the net position in 2022 of \$29,337,577. The System's net position decreased \$22,484 in 2023, as compared to an increase of \$113,401 in 2022.

The following graph is a comparison of program revenues and program expenses for business-type activities.



The following pie chart illustrates the composition of business-type activities revenue and its percentage in relation to total business-type revenues:



St. James Parish
Convent, Louisiana
Management's Discussion and Analysis

Financial Analysis of the Parish's Funds

As noted earlier, the Parish uses fund accounting to ensure and demonstrate compliance with finance-related legal requirements.

Governmental Funds: The focus of governmental funds is to provide information on near-term inflows, outflows, and balances of spendable resources. Such information is useful in assessing the Parish's financing requirements. In particular, unreserved fund balance may serve as a useful measure of a government's net resources available for spending at the end of the fiscal year.

The combined ending fund balance for all governmental funds at December 31, 2023, was \$104,386,198. Of this amount, \$6,455,634 was included in unassigned fund balance, \$54,207 in assigned fund balance, \$862,375 was included in committed fund balance, \$96,672,239 was included in restricted fund balance, and the remaining \$341,743 was in nonspendable fund balance. The combined ending fund balance at the end of the year increased \$792,369 from \$103,593,829 at the end of the prior year.

The General Fund is the chief operating fund of the Parish and is considered a major fund under criteria set forth by GASB Statement No. 34. At the end of the current fiscal year, the General Fund's total fund balance was \$14,336,579 with an unassigned fund balance of \$6,455,634. Fund balance increased \$2,876 in 2023.

The Parish has four other governmental funds that are considered major funds. Those funds include the Courthouse, Jail, and Public Buildings Maintenance Fund, the Parishwide Road Improvement Fund, the Public Safety Trust Fund, and the St. James Volunteer Fire Districts Fund. A brief discussion of these funds follows:

Courthouse, Jail, and Public Buildings Maintenance Fund: This fund manages the general operating and maintenance cost of public buildings owned by the Parish. Revenue is received from property taxes and the rental fees for parish owned public buildings. The Courthouse, Jail, and Public Buildings Maintenance Fund has a fund balance of \$14,466,676, of which \$14,328,888 is restricted, for 2023. This fund balance is an increase of \$446,021 over last year due to revenues exceeding expenditures.

Parishwide Road Improvement Fund: This fund accounts for the road improvements which includes the construction of roads and bridges.

Public Safety Trust Fund: This fund provides assistance for the cost of providing fire protection to the residents of the Parish. The Public Safety Trust Fund has a restricted fund balance of \$1,022,809 as of December 31, 2023. This represents a decrease of \$107,391 primarily due to increased personnel costs and an increase in funds transferred out to other funds with a consistent purpose.

St. James Volunteer Fire Districts Fund: The fund accounts for the payment of expenditures and capital outlays for the stations under its jurisdiction. The St. James Volunteer Fire Districts Fund has a restricted fund balance of \$11,426,921 as of December 31, 2023. This represents an increase of \$1,525,375 primarily due to increased transfers from other funds with a consistent purpose.

St. James Parish
Convent, Louisiana
Management's Discussion and Analysis

General Fund Budgetary Highlights

Differences between the original budget and the final amended budget were \$1,286,300 (increase in revenues over expenditures including transfers) and can be briefly summarized as follows:

- ◆ Increase in budgeted revenues by approximately \$1.5 million was primarily due to an increase in budgeted Federal revenues, investment earnings due to change in market conditions, and insurance proceeds. The change in budgeted federal revenues relate to the timing of Hurricane Ida project worksheet approvals.
- ◆ Increase in budgeted expenditures of approximately \$72,000.

Capital Asset and Debt Administration

Capital assets. The Parish's investment in capital assets for its governmental and business-type activities as of December 31, 2023, amounts to \$86,991,626 (net of accumulated depreciation). This investment in capital assets includes land, buildings and system improvements, machinery and equipment, roads, and drainage systems. The total increase in capital assets for the current fiscal year was \$4,767,565 which includes a \$4,999,956 increase for governmental activities (7.7%) and a \$232,391 decrease for business-type activities (1.3%). The major additions to the Parish's capital assets were the addition of (9) transit buses (\$1,288,240), street improvements (\$3,548,068). There were also additions to active construction projects such as the DHR Building (\$1,090,071) and other building improvement projects (\$1,218,985).

Depreciation expense for the year ended December 31, 2023, totaled \$4,215,158. Governmental activities had \$3,143,365 in depreciation expense and business-type activities' depreciation expense was \$1,071,793.

A summary of the Parish's capital assets (net of depreciation) follows:

	St. James Parish Capital Assets (Net of Depreciation)					
	Governmental Activities		Business-type Activities		Total	
	2023	2022	2023	2022	2023	2022
Land	\$ 26,612,987	\$ 26,497,987	\$ 308,880	\$ 60,000	\$ 26,921,867	\$ 26,557,987
Buildings	20,203,374	17,628,896	-	-	20,203,374	17,628,896
System improvements	-	-	16,022,599	16,571,964	16,022,599	16,571,964
Improvements other than buildings	5,016,783	4,320,503	-	-	5,016,783	4,320,503
Machinery and equipment	9,102,021	8,197,019	593,312	347,614	9,695,333	8,544,633
Library collection	44,999	37,491	-	-	44,999	37,491
Infrastructure	7,343,375	3,595,692	-	-	7,343,375	3,595,692
Construction in progress	1,596,514	4,642,509	146,782	324,386	1,743,296	4,966,895
Total	<u>\$ 69,920,053</u>	<u>\$ 64,920,097</u>	<u>\$ 17,071,573</u>	<u>\$ 17,303,964</u>	<u>\$ 86,991,626</u>	<u>\$ 82,224,061</u>

Additional information on the Parish's capital assets can be found on pages 56 to 58 of the Notes to the Financial Statements.

St. James Parish
Convent, Louisiana
Management's Discussion and Analysis

Long-term debt

At the end of the current fiscal year, the Parish had long term liabilities outstanding of \$35,840,378. Of this amount, \$815,000 is general obligation bonds secured by property taxes. It also includes \$370,000 of limited tax bonds secured by a 4.95 mill ad valorem tax for Road and Bridge Maintenance, \$6,570,000 GOMESA revenue bonds secured by and solely paid with GOMESA revenues, and \$8,000,000 revenue bonds secured by pledged revenues. A summary of the Parish's outstanding long-term obligations follows:

	Governmental Activities		Business-type Activities		Total	
	2023	2022	2023	2022	2023	2022
General obligation bonds	\$ 815,000	\$ 1,230,000	\$ -	\$ -	\$ 815,000	\$ 1,230,000
Limited tax bonds	370,000	455,000	-	-	370,000	455,000
GOMESA revenue bonds	6,570,000	7,130,000	-	-	6,570,000	7,130,000
Hurricane recovery revenue bonds	8,000,000	8,000,000	-	-	8,000,000	8,000,000
Total OPEB liability	10,851,378	9,674,751	1,361,380	1,215,954	12,212,758	10,890,705
Net Pension liability	5,226,193	251,441	914,529	-	6,140,722	251,441
Compensated absences	1,514,496	1,445,085	217,402	237,078	1,731,898	1,682,163
Total	<u>\$ 33,347,067</u>	<u>\$28,186,277</u>	<u>\$ 2,493,311</u>	<u>\$ 1,453,032</u>	<u>\$35,840,378</u>	<u>\$29,639,309</u>

Additional information on the Parish's long-term debt can be found on pages 60 to 63 of the Notes to the Financial Statements.

Economic Factors and Next Year's Budget

The following factors were considered in preparing the Parish's budget for 2024:

- Revenues, not including transfers, are expected to be \$61,182,700, an increase of over \$10 million from 2023 revised revenues due to an increase in federal and state grant revenues.
- Expenditures, not including transfers, are expected to be nearly \$83 million, an increase of 34.5% over 2023 revised expenditures. Capital expenditures are budgeted at nearly \$27 million. The capital expenditure budget is up due to proposed fire department construction, a new Vacherie Senior Center, water plant improvements, and Blind River Boat Launch improvements.
- Property tax revenues are expected to be \$19,876,700.
- Sales tax revenues are budgeted at \$5,653,600.
- Total revenues are forecasted to be \$74,531,600, which includes \$61,182,700 of operating revenue and \$13,348,900 of interfund transfers. Operating revenues are anticipated to be 21.3% more than revenues for 2023.

Requests for Information

This financial report is designed to provide a general overview of the finances of the Parish for all those with an interest in the government's finances. Questions concerning any of the information provided in this report or requests for additional financial information should be addressed to the Department of Finance, P.O. Box 106, Convent, Louisiana, 70723.

St. James Parish Government
Convent, Louisiana
Statement of Net Position
December 31, 2023

	Primary Government			Component Unit
	Governmental Activities	Business-Type Activities	Total	St. James Parish Hospital
ASSETS				
Cash and cash equivalents	\$ 54,066,601	\$ 1,859,953	\$ 55,926,554	\$ 26,299,094
Investments	39,795,941	12,143,366	51,939,307	-
Receivables (net of allowance for uncollectibles)	21,957,827	901,254	22,859,081	3,733,576
Estimated third-party payor settlements	-	-	-	2,180,352
Internal balances	202,487	(202,487)	-	-
Inventories	1,398	473,955	475,353	591,894
Prepaid items	450,718	70,813	521,531	-
Taxes receivable	-	-	-	38,675
Restricted and internally designated assets:				
Cash and cash equivalents	1,732,570	112,955	1,845,525	-
Investments	183,678	2,690,220	2,873,898	-
Held by trustee for debt service	-	-	-	2,173,063
Internally designated for capital acquisition	-	-	-	12,472,453
Non-depreciable capital assets	28,209,501	455,662	28,665,163	-
Capital assets (net of accumulated depreciation)	41,710,552	16,615,911	58,326,463	22,343,173
Other assets	-	-	-	658,579
Total assets	<u>188,311,273</u>	<u>35,121,602</u>	<u>223,432,875</u>	<u>70,490,859</u>
DEFERRED OUTFLOWS OF RESOURCES				
Deferred outflows related to other postemployment benefits	2,281,031	354,791	2,635,822	-
Deferred outflows related to net pension liability	6,848,651	1,226,992	8,075,643	3,768,596
Deferred outflows on debt refundings	16,360	-	16,360	496,833
Total deferred outflows of resources	<u>9,146,042</u>	<u>1,581,783</u>	<u>10,727,825</u>	<u>4,265,429</u>
LIABILITIES				
Accounts payable	4,362,742	393,067	4,755,809	947,526
Accrued salaries and benefits	1,079,469	87,221	1,166,690	1,129,171
Accrued expenses	107,143	-	107,143	-
Liability for claims	425,000	-	425,000	-
Other liabilities	6,500	-	6,500	-
Liabilities payable from restricted assets	-	729,372	729,372	-
Medicare Accelerated and Advance Payment contractual liability	-	-	-	5,304
Unearned revenue	818,712	3,317,968	4,136,680	-
Long-term liabilities:				
Due within one year (bonds, notes payable, and compensated absences)	1,436,523	97,831	1,534,354	1,087,171
Due in more than one year (bonds, notes payable, and compensated absences)	15,832,973	119,571	15,952,544	10,460,949
Due within one year (total other postemployment benefits payable)	445,000	55,000	500,000	-
Due in more than one year (total other postemployment benefits payable)	10,406,378	1,306,380	11,712,758	-
Due in more than one year (net pension liability)	5,226,193	914,529	6,140,722	2,163,149
Total liabilities	<u>40,146,633</u>	<u>7,020,939</u>	<u>47,167,572</u>	<u>15,793,270</u>
DEFERRED INFLOWS OF RESOURCES				
Deferred inflows related to other postemployment liability	1,417,587	258,529	1,676,116	-
Deferred inflows related to net pension liability	610,809	108,824	719,633	441,677
Total deferred inflows of resources	<u>2,028,396</u>	<u>367,353</u>	<u>2,395,749</u>	<u>441,677</u>
NET POSITION				
Net investment in capital assets, net of related debt	68,653,696	17,071,573	85,725,269	12,713,952
Restricted:				
General government	15,810,690	-	15,810,690	-
Health and welfare	10,372,624	-	10,372,624	2,173,063
Culture and recreation	12,460,314	-	12,460,314	-
Capital projects	16,327,598	-	16,327,598	-
Highways and streets	8,803,465	-	8,803,465	-
Public safety	27,407,654	-	27,407,654	-
Sanitation	2,942,960	-	2,942,960	-
Health insurance	7,161,816	-	7,161,816	-
Other	-	-	-	-
Unrestricted	(14,658,531)	12,243,520	(2,415,011)	43,634,326
Total net position	<u>\$ 155,282,286</u>	<u>\$ 29,315,093</u>	<u>\$ 184,597,379</u>	<u>\$ 58,521,341</u>

The notes to the financial statements are an integral part of this statement.

St. James Parish Government
Convent, Louisiana
Statement of Activities
For the Year Ended December 31, 2023

Functions/Programs	Expenses	Program Revenues		
		Charges for Services	Operating Grants and Contributions	Capital Grants and Contributions
Primary government:				
Governmental activities:				
General government	\$ 9,156,883	\$ 853,765	\$ 1,871,225	\$ -
Public safety	8,830,569	328,578	580,581	956,833
Highways and streets	2,778,211	-	406,074	-
Sanitation	2,852,308	585,466	78,590	-
Public housing	400	-	-	-
Public transportation	1,528,895	5,192	546,344	1,095,004
Health and welfare	5,987,778	-	1,019,657	-
Culture and recreation	6,110,992	30,297	153,043	-
Economic development	464,844	-	-	-
Interest on long-term debt	489,982	-	-	-
Total governmental activities	<u>38,200,862</u>	<u>1,803,298</u>	<u>4,655,514</u>	<u>2,051,837</u>
Business-type activities:				
Gas	2,096,783	2,315,362	-	-
Water	4,665,859	3,117,479	101,753	202,735
Sewer	44,744	58,261	-	-
Total business-type activities	<u>6,807,386</u>	<u>5,491,102</u>	<u>101,753</u>	<u>202,735</u>
Total primary government	<u>\$ 45,008,248</u>	<u>\$ 7,294,400</u>	<u>\$ 4,757,267</u>	<u>\$ 2,254,572</u>
Component unit:				
St. James Parish Hospital	\$ 32,601,070	\$ 32,303,334	\$ 1,460,791	\$ -
Total component units	<u>\$ 32,601,070</u>	<u>\$ 32,303,334</u>	<u>\$ 1,460,791</u>	<u>\$ -</u>

General Revenues

Taxes:

Property taxes

Voluntary payments in lieu of taxes

Sales and use taxes

Alcoholic beverages

Fines and forfeits

Unrestricted grants and contributions

Investment earnings (losses)

Other revenue

Loss on asset disposal

Transfers

Total general revenues and special items

Change in net position

Net position - beginning of year

Net position - end of year

The notes to the financial statements are an integral part of this financial statement.

Net (Expense) Revenue and Changes in Net Position			
Primary Government			Component Unit
Governmental Activities	Business-Type Activities	Total	St. James Parish Hospital
\$ (6,431,893)	\$ -	\$ (6,431,893)	
(6,964,577)	-	(6,964,577)	
(2,372,137)	-	(2,372,137)	
(2,188,252)	-	(2,188,252)	
(400)	-	(400)	
117,645	-	117,645	
(4,968,121)	-	(4,968,121)	
(5,927,652)	-	(5,927,652)	
(464,844)	-	(464,844)	
(489,982)	-	(489,982)	
<u>(29,690,213)</u>	<u>-</u>	<u>(29,690,213)</u>	
-	218,579	218,579	
-	(1,243,892)	(1,243,892)	
-	13,517	13,517	
<u>-</u>	<u>(1,011,796)</u>	<u>(1,011,796)</u>	
			<u>\$ 1,163,055</u>
			<u>1,163,055</u>
21,836,583	-	21,836,583	3,209,940
721,001	-	721,001	-
6,519,496	-	6,519,496	-
17,593	-	17,593	-
165,763	-	165,763	-
732,865	-	732,865	-
3,593,088	715,711	4,308,799	428,454
2,046,490	671,886	2,718,376	184,588
-	(8,785)	(8,785)	-
389,500	(389,500)	-	-
<u>36,022,379</u>	<u>989,312</u>	<u>37,011,691</u>	<u>3,822,982</u>
6,332,166	(22,484)	6,309,682	4,986,037
148,950,120	29,337,577	178,287,697	53,535,304
<u>\$ 155,282,286</u>	<u>\$ 29,315,093</u>	<u>\$ 184,597,379</u>	<u>\$ 58,521,341</u>

St. James Parish Government
Convent, Louisiana
Governmental Funds
Balance Sheet
December 31, 2023

	General Fund	Courthouse, Jail, and Public Buildings Maintenance Fund	Parishwide Road Improvement
Assets			
Cash and cash equivalents	\$ 4,398,277	\$ 2,774,257	\$ -
Investments	5,540,591	8,856,753	-
Receivables	5,411,600	2,856,002	74,810
Due from other funds	857,643	16,488	79,749
Prepaid items	38,077	137,788	-
Inventories	1,398	-	-
Restricted cash	1,732,570	-	-
Restricted investments	-	183,678	-
Total assets	<u>\$ 17,980,156</u>	<u>\$ 14,824,966</u>	<u>\$ 154,559</u>
Liabilities and fund balance			
Liabilities:			
Accounts payable	\$ 2,248,151	\$ 230,109	\$ 154,559
Accrued salaries and benefits	718,391	39,325	-
Due to other funds	29,184	88,856	-
Other liabilities	200	-	-
Unearned revenues	647,651	-	-
Total liabilities	<u>3,643,577</u>	<u>358,290</u>	<u>154,559</u>
Fund balance:			
Nonspendable:			
Prepaid expenses	38,077	137,788	-
Inventories	1,398	-	-
Restricted:			
General government	-	14,328,888	-
Health and welfare	7,841,470	-	-
Culture and recreation	-	-	-
Debt service	-	-	-
Capital projects	-	-	-
Highways and streets	-	-	-
Public safety	-	-	-
Sanitation	-	-	-
Committed:			
Other	-	-	-
Assigned:			
Other	-	-	-
Unassigned	6,455,634	-	-
Total fund balance	<u>14,336,579</u>	<u>14,466,676</u>	<u>-</u>
Total liabilities and fund balance	<u>\$ 17,980,156</u>	<u>\$ 14,824,966</u>	<u>\$ 154,559</u>

The notes to the financial statements are an integral part of this financial statement.

Public Safety Trust	St. James Volunteer Fire Districts	Nonmajor Governmental Funds	Total Governmental Funds
\$ 619,761	\$ 6,721,905	\$ 35,350,073	\$ 49,864,273
208,911	3,448,276	18,566,974	36,621,505
2,196,788	-	11,029,567	21,568,767
-	1,292,170	864,982	3,111,032
-	-	269,785	445,650
-	-	-	1,398
-	-	-	1,732,570
-	-	-	183,678
<u>\$ 3,025,460</u>	<u>\$ 11,462,351</u>	<u>\$ 66,081,381</u>	<u>\$ 113,528,873</u>
\$ 144,799	\$ 35,255	\$ 1,545,894	\$ 4,358,767
-	-	315,892	1,073,608
1,857,852	175	909,021	2,885,088
-	-	6,300	6,500
-	-	171,061	818,712
<u>2,002,651</u>	<u>35,430</u>	<u>2,948,168</u>	<u>9,142,675</u>
-	-	164,480	340,345
-	-	-	1,398
-	-	-	14,328,888
-	-	3,041,724	10,883,194
-	-	13,660,457	13,660,457
-	-	1,261,491	1,261,491
-	-	16,327,598	16,327,598
-	-	9,036,968	9,036,968
1,022,809	11,426,921	15,626,860	28,076,590
-	-	3,097,053	3,097,053
-	-	862,375	862,375
-	-	54,207	54,207
-	-	-	6,455,634
<u>1,022,809</u>	<u>11,426,921</u>	<u>63,133,213</u>	<u>104,386,198</u>
<u>\$ 3,025,460</u>	<u>\$ 11,462,351</u>	<u>\$ 66,081,381</u>	<u>\$ 113,528,873</u>

St. James Parish Government
Convent, Louisiana
Reconciliation of the Balance Sheet of
Governmental Funds to the Statement of Net Position
December 31, 2023

Total fund balance at December 31, 2023 - governmental funds	\$ 104,386,198
--	----------------

Amounts reported for governmental activities in the statement of net position are different because:

Certain long-term assets and deferred outflows of resources are not reported in the fund financial statements because they are not available to pay current-period expenditures, but they are reported as assets and deferred outflows of resources in the statement of net position.

Ad valorem taxes receivable	150,781	
Deferred loss on debt refunding	16,360	
Deferred outflows related to other postemployment benefits	2,281,031	
Deferred outflows related to net pension liability	6,848,651	9,296,823

Capital assets are not reported in fund financial statements because they are not current financial resources, but they are reported in the statement of net position.

Cost of capital assets at December 31, 2023	165,438,506	
Less: accumulated depreciation as of December 31, 2023	(95,722,878)	69,715,628

Certain long-term liabilities and deferred inflows of resources are not reported as fund liabilities because they are not due and payable in the current period, but they are presented as liabilities and deferred inflows of resources in the statement of net position.

Accrued interest payable	(107,143)	
Bonds payable	(815,000)	
Limited tax bonds	(370,000)	
Revenue bonds	(14,570,000)	
Total other postemployment benefits liability	(10,851,378)	
Net pension liability	(5,226,193)	
Deferred inflows related to other postemployment benefits	(1,417,587)	
Deferred inflows related to pension liability	(610,809)	
Compensated absences	(1,514,496)	(35,482,606)

Assets and liabilities of the Internal Service Fund related to governmental programs are not reported in the governmental fund financial statements because they are presented on a different accounting basis, but they are presented as assets and liabilities in the statement of net position.

		7,366,243
--	--	-----------

Total net position at December 31, 2023 - governmental activities		\$ 155,282,286
---	--	----------------

The notes to the financial statements are an integral part of this financial statement.



St. James Parish Government
Convent, Louisiana
Statement of Revenues, Expenditures, and Changes in Fund Balances
Governmental Funds
For the Year Ended December 31, 2023

	General Fund	Courthouse, Jail, and Public Buildings Maintenance Fund	Parishwide Road Improvement
Revenues:			
Taxes:			
Property	\$ 4,889,858	\$ 3,404,329	\$ -
Voluntary payments in lieu of taxes	721,001	-	-
Sales and use	1,629,874	-	-
Alcoholic beverages (beer)	17,593	-	-
Licenses and permits	853,765	-	-
Intergovernmental:			
Federal	450,308	33,810	-
State	685,320	12,177	262,995
Local	118,650	-	-
Fines and forfeits	-	-	-
Charges for services	-	-	-
Investment earnings	494,364	521,816	-
Other	1,505,480	(195,347)	-
Total revenues	<u>11,366,213</u>	<u>3,776,785</u>	<u>262,995</u>
Expenditures:			
Current:			
General government	5,285,374	2,754,644	-
Public safety	1,070,642	97,522	-
Highway and streets	-	-	349,614
Sanitation	-	-	-
Public housing	400	-	-
Public transportation	-	-	-
Health and welfare	2,326,353	-	-
Culture and recreation	-	-	-
Economic development	436,502	-	-
Debt service:			
Principal	-	-	-
Interest and other costs	-	-	-
Capital outlay	1,196,872	478,598	4,194,834
Total expenditures	<u>10,316,143</u>	<u>3,330,764</u>	<u>4,544,448</u>
Excess of revenues over (under) expenditures before other financing sources (uses)	<u>1,050,070</u>	<u>446,021</u>	<u>(4,281,453)</u>
Other financing sources (uses):			
Transfers in	1,200,000	-	4,281,453
Transfers out	(2,247,194)	-	-
Total other financing sources (uses)	<u>(1,047,194)</u>	<u>-</u>	<u>4,281,453</u>
Net change in fund balance	2,876	446,021	-
Fund balance, beginning of year	14,333,703	14,020,655	-
Fund balance, end of year	<u>\$ 14,336,579</u>	<u>\$ 14,466,676</u>	<u>\$ -</u>

The notes to the financial statements are an integral part of this financial statement.

Public Safety Trust	St. James Volunteer Fire Districts	Nonmajor Governmental Funds	Total Governmental Funds
\$ 2,702,720	\$ -	\$ 11,044,042	\$ 22,040,949
-	-	-	721,001
-	-	4,889,622	6,519,496
-	-	-	17,593
-	-	-	853,765
-	134,609	4,853,538	5,472,265
30,000	126,292	692,061	1,808,845
-	-	40,456	159,106
-	-	165,763	165,763
-	-	949,533	949,533
30,694	354,369	1,935,454	3,336,697
15,550	163,116	409,163	1,897,962
<u>2,778,964</u>	<u>778,386</u>	<u>24,979,632</u>	<u>43,942,975</u>
-	-	1,236,892	9,276,910
558,490	637,107	5,001,226	7,364,987
-	-	2,670,988	3,020,602
-	-	2,665,961	2,665,961
-	-	-	400
-	-	1,290,600	1,290,600
-	-	3,295,675	5,622,028
-	-	3,419,286	3,419,286
-	-	-	436,502
-	-	1,060,000	1,060,000
-	-	482,092	482,092
38,777	251,731	2,739,926	8,900,738
<u>597,267</u>	<u>888,838</u>	<u>23,862,646</u>	<u>43,540,106</u>
<u>2,181,697</u>	<u>(110,452)</u>	<u>1,116,986</u>	<u>402,869</u>
-	1,635,827	6,108,878	13,226,158
(2,289,088)	-	(8,300,376)	(12,836,658)
<u>(2,289,088)</u>	<u>1,635,827</u>	<u>(2,191,498)</u>	<u>389,500</u>
(107,391)	1,525,375	(1,074,512)	792,369
1,130,200	9,901,546	64,207,725	103,593,829
<u>\$ 1,022,809</u>	<u>\$ 11,426,921</u>	<u>\$ 63,133,213</u>	<u>\$ 104,386,198</u>

St. James Parish Government
Convent, Louisiana
Reconciliation of the Statement of Revenues,
Expenditures, and Changes in Fund Balances of Governmental Funds
to the Statement of Activities
For the Year Ended December 31, 2023

Total net change in fund balance - governmental funds (EXHIBIT A - 5)		\$ 792,369
Governmental funds report capital outlays as expenditures. However, in the statement of activities, the cost of those assets is allocated over their estimated useful lives and reported as depreciation expense.		
Capital outlay capitalized	8,900,738	
Depreciation expense for the year ended December 31, 2023	(3,105,081)	
Loss on asset disposal	<u>(1,000,126)</u>	4,795,531
Revenues in the statement of activities that do not provide current financial resources are not reported as revenue in the funds, but rather deferred to subsequent fiscal years.		
Change in ad valorem taxes collected after 60 days	(204,366)	
Nonemployer contributions to pension plans	<u>148,528</u>	(55,838)
Governmental funds report bond proceeds and principal repayments on debt obligations as revenues and expenditures, respectively. However, the borrowing and repayment of principal has no effect on the net position.		
Principal payments on long-term liabilities	<u>1,060,000</u>	1,060,000
Generally expenditures recognized in the fund financial statements are limited to only those that use current financial resources but expenses and liabilities are reported in the statement of activities when they are incurred.		
Accrued compensated absences	(69,411)	
Accrued interest expense on bonds	(7,890)	
Other postemployment benefits	(408,275)	
Pension expense	<u>(1,220,944)</u>	(1,706,520)
Activities of internal service fund is reported as net revenue in the governmental activities.		<u>1,446,624</u>
Change in net position of governmental activities (EXHIBIT A - 2)		<u><u>\$ 6,332,166</u></u>

The notes to the financial statements are an integral part of this financial statement.

St. James Parish Government
Convent, Louisiana
Proprietary Funds
Statement of Net Position
December 31, 2023

	Business-type Activities	Governmental Activities
	Enterprise Fund	
	St. James Parish Gas & Water Distribution System	Internal Service Funds
Assets		
Current assets:		
Cash and cash equivalents	\$ 1,859,953	\$ 4,202,328
Investments	12,143,366	3,174,436
Receivables (net of allowance for uncollectibles)	901,254	238,279
Due from other funds	20,640	-
Inventories	473,955	-
Prepaid items	70,813	5,068
Total current assets	<u>15,469,981</u>	<u>7,620,111</u>
Noncurrent assets:		
Restricted assets:		
Cash and cash equivalents	112,955	-
Investments	2,690,220	-
Total restricted assets	<u>2,803,175</u>	<u>-</u>
Non-depreciable capital assets	455,662	-
Depreciable capital assets, net	16,615,911	204,425
Total capital assets, net	<u>17,071,573</u>	<u>204,425</u>
Net pension asset	-	-
Total noncurrent assets	<u>19,874,748</u>	<u>204,425</u>
Total assets	<u>35,344,729</u>	<u>7,824,536</u>
Deferred outflows of resources		
Deferred outflows related to postemployment benefits	354,791	-
Deferred outflows related to net pension liability	1,226,992	-
Total deferred outflows of resources	<u>1,581,783</u>	<u>-</u>
Liabilities		
Current liabilities (payable from current assets):		
Accounts payable	393,067	3,975
Accrued salaries and benefits	87,221	5,861
Liability for claims	-	425,000
Due to other funds	223,127	23,457
Compensated absences	97,831	-
Total other postemployment benefits liability	55,000	-
Unearned revenue	3,317,968	-
Total current liabilities (payable from current assets)	<u>4,174,214</u>	<u>458,293</u>
Current liabilities (payable from restricted assets)	<u>729,372</u>	<u>-</u>
Noncurrent liabilities:		
Compensated absences	119,571	-
Net pension liability	914,529	-
Total other postemployment benefits liability	1,306,380	-
Total noncurrent liabilities	<u>2,340,480</u>	<u>-</u>
Total liabilities	<u>7,244,066</u>	<u>458,293</u>
Deferred inflows of resources		
Deferred inflows related to postemployment benefits	258,529	-
Deferred inflows related to net pension liability	108,824	-
Total deferred inflows of resources	<u>367,353</u>	<u>-</u>
Net position		
Net investment in capital assets	17,071,573	204,425
Unrestricted	12,243,520	7,161,818
Total net position	<u>\$ 29,315,093</u>	<u>\$ 7,366,243</u>

The notes to the financial statements are an integral part of this financial statement.

St. James Parish Government
Convent, Louisiana
Proprietary Funds
Statement of Revenues, Expenses, and Changes in Net Position
For the Year Ended December 31, 2023

	Business-type Activities	Governmental Activities
	<u>Enterprise Fund</u>	
	St. James Parish Gas & Water Distribution System	Internal Service Funds
Operating revenues:		
Charges for sales and services	\$ 5,324,161	\$ 4,914,235
Other	166,941	2,611
Total operating revenues	<u>5,491,102</u>	<u>4,916,846</u>
Operating expenses:		
Cost of sales and services	2,339,178	447,988
Payrolls	1,677,674	36,252
General and administrative	1,718,741	3,204,089
Depreciation and amortization	1,071,793	38,284
Total operating expenses	<u>6,807,386</u>	<u>3,726,613</u>
Operating income (loss)	<u>(1,316,284)</u>	<u>1,190,233</u>
Nonoperating revenues (expenses):		
Investment earnings	715,711	256,391
Intergovernmental:		
Federal	273,098	-
State	31,390	-
Loss on sale of capital assets	(8,785)	-
Other	671,886	-
Total nonoperating revenues	<u>1,683,300</u>	<u>256,391</u>
Income before transfers	367,016	1,446,624
Transfers in	20,000	-
Transfers out	(409,500)	-
Total transfers, net	<u>(389,500)</u>	<u>-</u>
Change in net position	(22,484)	1,446,624
Net position, beginning of year	29,337,577	5,919,619
Net position, end of year	<u>\$ 29,315,093</u>	<u>\$ 7,366,243</u>

The notes to the financial statements are an integral part of this financial statement.

EXHIBIT A - 8

St. James Parish Government
Convent, Louisiana
Proprietary Funds
Statement of Cash Flows (Continued)
For the Year Ended December 31, 2023

	Business-type Activities	Governmental Activities
	<u>Enterprise Fund</u>	
	<u>St. James Parish Gas & Water Distribution System</u>	<u>Internal Service Funds</u>
Cash flows from operating activities:		
Receipts from customers and users	\$ 5,648,543	\$ 4,161,634
Receipts from interfund services provided	540,691	627,264
Payments to suppliers	(4,101,363)	(3,623,852)
Payments to employees	(1,687,247)	(36,252)
Payments for interfund services used	(540,011)	-
Net cash provided by (used in) operating activities	<u>(139,387)</u>	<u>1,128,794</u>
Cash flows from noncapital financing activities:		
Subsidy from grants	66,803	-
Transfers, net	(389,500)	-
Net cash used in noncapital financing activities	<u>(322,697)</u>	<u>-</u>
Cash flows from capital and related financing activities:		
Acquisition and construction of capital assets	(848,187)	(242,709)
Insurance proceeds	671,886	-
Net cash used in capital and related financing activities	<u>(176,301)</u>	<u>(242,709)</u>
Cash flows from investing activities:		
Purchase of investments	(750,000)	(31,666)
Maturation of investments	1,200,000	-
Interest earnings	21,785	150,377
Net cash provided by investing activities	<u>471,785</u>	<u>118,711</u>
Net increase (decrease) in cash and cash equivalents	(166,600)	1,004,796
Cash and cash equivalents, beginning of year	2,139,508	3,197,532
Cash and cash equivalents, end of year	<u>\$ 1,972,908</u>	<u>\$ 4,202,328</u>

St. James Parish Government
Convent, Louisiana
Proprietary Funds
Statement of Cash Flows (Concluded)
For the Year Ended December 31, 2023

	Business-type Activities	Governmental Activities
	<u>Enterprise Fund</u>	
	St. James Parish	
	Gas & Water	Internal
	Distribution	Service
	System	Funds
Reconciliation of operating income (loss) to net cash provided by (used in) operating activities:		
Operating income (loss)	\$ (1,316,284)	\$ 1,190,233
Adjustments to reconcile operating income (loss) to net cash provided by (used in) operating activities:		
Depreciation and amortization	1,071,793	38,284
Provision for uncollectible accounts	15,532	-
Changes in assets and liabilities:		
Accounts receivable	66,243	(127,948)
Inventory	10,868	-
Prepaid expenses and other assets	(46,001)	(5,068)
Net pension liability	1,865,413	-
Deferred outflows of resources	(970,040)	-
Accounts payable	(293,013)	3,975
Due to (from) other funds	159,867	23,457
Accrued expenses	(9,573)	5,861
Compensated Absences	(19,676)	-
Other postemployment benefit liability	145,426	-
Deferred inflows of resources	(897,543)	-
Customers' deposits and overpayments	77,601	-
Net cash provided by (used in) operating activities	<u>\$ (139,387)</u>	<u>\$ 1,128,794</u>
Cash and cash equivalents for cash flow statement include:		
Cash and cash equivalents	\$ 1,859,953	\$ 4,202,328
Restricted assets:		
Cash and cash equivalents	112,955	-
Total cash and cash equivalents	<u>\$ 1,972,908</u>	<u>\$ 4,202,328</u>
Noncash investing, capital, and financing activities:		
Increase in fair value of investments	\$ 234,749	\$ 106,014

The notes to the financial statements are an integral part of this financial statement.

INTRODUCTION

St. James Parish (the Parish) is a political subdivision of the State of Louisiana. The Parish is governed by seven council members (the Parish Council) representing the various districts within the Parish. The Parish President, elected by the voters of the Parish, is the chief executive officer of the Parish and is responsible for carrying out the policies adopted by the Parish Council and for administration of all Parish departments, offices, and agencies. The Parish President and seven council members as of December 31, 2023, serve four-year terms, which expired on January 8, 2024. The current Parish President and seven council members are serving four-year terms, which expire on January 10, 2028.

Louisiana Revised Statute 33:1236 gives the Parish various powers in regulating and directing the affairs of the Parish and its inhabitants. The more notable of these are the power to make regulations for their own government, to regulate the construction and maintenance of roads, bridges, and drainage systems, to regulate the sale of alcoholic beverages, and to provide for the health and welfare of the poor, disadvantaged, and unemployed in the Parish. Funding to accomplish these tasks is provided by property taxes, sales taxes, service charges, beer and alcoholic beverage permits, state revenue sharing, and various other state and federal grants.

To fulfill its responsibilities to the poor, disadvantaged, and unemployed in the Parish, the Parish may provide for specialized health service programs, emergency food and medical assistance, family planning assistance, recreation and service centers for the elderly, consumer education, agricultural assistance, and economic development activities. To provide funding for these activities, the Parish, in addition to local funding sources, performs the functions of a community action agency under the terms and provisions of the United States Economic Opportunity Act of 1964.

I. SUMMARY OF SIGNIFICANT ACCOUNTING POLICIES

A. BASIS OF PRESENTATION

The accompanying financial statements of the Parish have been prepared in conformity with generally accepted accounting principles (GAAP) in the United States of America as applied to governmental units. The Governmental Accounting Standards Board (GASB) is the accepted standard-setting body for establishing governmental accounting and financial reporting principles.

B. REPORTING ENTITY

The financial reporting entity consists of (a) the primary government (the Parish), (b) organizations for which the primary government is financially accountable, and (c) other organizations for which the nature and significance of their relationship with the primary government are such that exclusion would cause the reporting entity's financial statements to be misleading or incomplete.

Governmental Accounting Standards Board (GASB) Statement No. 61, Section 2100, *Defining the Financial Reporting Entity*, establishes criteria for determining which component units should be considered part of the Parish for financial reporting purposes. The basic criterion for including a potential component unit within the reporting entity is financial accountability. The GASB has set forth criteria to be considered in determining financial accountability. The criteria include:

1. Appointing a voting majority of an organization's governing body and,
 - a. The ability of the Parish to impose its will on that organization and/or
 - b. The potential for the organization to provide specific financial benefits to or impose specific financial burdens on the Parish.

St. James Parish
Convent, Louisiana
Notes to the Financial Statements (Continued)
December 31, 2023

I. SUMMARY OF SIGNIFICANT ACCOUNTING POLICIES (Continued)

B. REPORTING ENTITY (Continued)

2. Organizations for which the Parish does not appoint a voting majority but which are fiscally dependent on the Parish.
3. Organizations for which the reporting entity financial statements would be misleading if data of the organization is not included because of the nature or significance of the relationship.

Based on the previous criteria, the Parish has determined that the following component unit is part of the reporting entity:

Component Unit	Fiscal Year End	Criteria Used	Type of Presentation
St. James Parish Hospital	March 31	1,3	Discrete

The Parish appoints the board members of the Hospital and can remove them at will. While the Hospital is responsible for obtaining voter approval for the levy of taxes or debt issuance, all related Louisiana State Bond Commission approvals must be obtained through the Parish, which creates fiscal dependence. For these reasons, the Parish has the ability to impose its will on the Hospital; hence, the Hospital has a financial benefit from the Parish since these approvals must first be obtained through the Parish. Complete financial statements for the St. James Parish Hospital may be obtained at the component unit's administrative office at 1645 Lutchter Avenue, Lutchter, Louisiana, 70071.

The Parish's financial statements do not include the component units that are multi-parish component units. The multi-parish component units include:

Multi-Parish Component Unit	Fiscal Year End	Component Unit of
District Attorney of the Twenty-third Judicial District	December 31	Ascension Parish
Twenty-third Judicial District Indigent Defender Board	December 31	Ascension Parish

Considered in the determinations of component units of the reporting entity were the St. James Parish School Board, St. James Parish Assessor, St. James Parish Sheriff, St. James Clerk of Court, and the various municipalities in the Parish. It was determined that these governmental entities are not component units of the St. James Parish reporting entity. All are governed by independently elected officials. The Parish oversight unit neither appoints governing Boards nor designates management. Furthermore, the Parish has no ability to significantly influence operations nor does it have any accountability for fiscal matters of the entities. They are considered by the Parish to be separate, autonomous governments and issue financial statements separate from those of the St. James Parish reporting entity.

The Parish is responsible for appointing the members of the board of the St. James Housing Authority. The Parish's accountability for the Housing Authority does not extend beyond making the appointments. It was determined that the St. James Housing Authority is a related organization to the Parish.

I. SUMMARY OF SIGNIFICANT ACCOUNTING POLICIES (Continued)

C. BASIS OF PRESENTATION

Government-Wide Financial Statements

The government-wide financial statements (i.e., the statement of net position and the statement of activities) report information on all of the nonfiduciary activities of the Parish and its component units. For the most part, the effect of interfund activity has been removed from these statements. *Governmental activities*, which normally are supported by taxes and intergovernmental revenues, are reported separately from *business-type activities*, which rely to a significant extent on fees and charges for support. Likewise, the Parish is reported separately from certain legally separate *component units* for which the Parish is financially accountable.

These financial statements are presented in accordance with GASB Statement No. 34, *Basic Financial Statements, Management's Discussion and Analysis, for State and Local Governments*. Statement No. 34 established standards for financial reporting, with presentation requirements originally including a statement of net assets (or balance sheet), a statement of activities, and a statement of cash flows. The definition and composition of these statements, as originally defined in GASB Statement No. 34, are as amended by GASB Statements included in the following paragraphs. The Parish has also adopted the provisions of GASB Statement No. 33, *Accounting and Financial Reporting for Nonexchange Transactions* that require capital contributions to the Parish to be presented as a change in net position.

The statement of activities demonstrates the degree to which the direct expenses of a given function or segment is offset by program revenues. *Direct expenses* are those that are clearly identifiable with a specific function or segment. *Program revenues* include 1) charges to customers or applicants who purchase, use, or directly benefit from goods, services, or privileges provided by a given function or segment and 2) grants and contributions that are restricted to meeting the operational or capital requirements of a particular function or segment. Taxes and other items not properly included among program revenues are reported instead as *general revenues*.

As a general rule, the effect of interfund activity has been eliminated from the government-wide financial statements. Exceptions to this general rule are payments-in-lieu of taxes and other charges between the Parish's water and gas function and various other functions of the government. Elimination of these charges would distort the direct costs and program revenues reported for the various functions concerned.

Fund Financial Statements

Separate financial statements are provided for governmental funds and proprietary funds. Major individual governmental funds and major individual enterprise funds are reported as separate columns in the fund financial statements.

The Parish reports the following major governmental funds:

The *General Fund* is the government's primary operating fund. It accounts for all financial resources of the general government, except those required to be accounted for in another fund.

The *Courthouse, Jail, and Public Buildings Maintenance Fund* accounts for the operation and maintenance of the public buildings in the Parish. Financing is provided by property taxes and state revenue sharing.

The *Parishwide Road Improvement Fund* accounts for parishwide road improvements which includes the construction of new roads and bridges. This fund is supported by transfers from the Road and Bridge Maintenance Fund.

I. SUMMARY OF SIGNIFICANT ACCOUNTING POLICIES (Continued)

C. BASIS OF PRESENTATION (Continued)

Fund Financial Statements (Continued)

The *Public Safety Trust Fund* provides funds to assist in paying for the cost of providing fire protection to the residents of the Parish. Major means of financing is provided by property taxes.

The *St. James Volunteer Fire Districts Fund* accounts for the consolidation of the Parish's various fire district funds and the payment of expenditures and capital outlays that fall in its jurisdiction. Financing is provided by a property tax.

The Parish reports the following major proprietary fund:

The *St. James Parish Gas & Water Distribution System Fund* accounts for the sale and distribution of gas and water to the residents of the Parish.

Additionally, the Parish reports the following non-major governmental fund types and proprietary funds:

Special revenue funds account for the proceeds of specific revenue sources that are legally restricted to expenditures for specified purposes.

Debt service funds account for the accumulation of resources for the payment of principal and interest on long-term obligation debt of governmental funds.

Capital projects funds account for financial resources received and used for the acquisition, construction, or improvements of capital facilities not reported in other governmental funds.

Internal service funds account for the provision of goods or services provided by one department to other departments of the Parish, on a cost-reimbursement basis.

D. MEASUREMENT FOCUS / BASIS OF ACCOUNTING

Government-Wide Financial Statements (GWFS)

The government-wide financial statements are reported using the *economic resources measurement focus* and the *accrual basis of accounting*, as are the proprietary fund financial statements. Revenues are recorded when earned, and expenses net of uncollectible amounts are recorded when a liability is incurred, regardless of the timing of related cash flows. Property taxes are recognized as revenues in the year for which they are levied. Grants and similar items are recognized as revenue as soon as all eligibility requirements imposed by the provider have been met.

Fund Financial Statements (FFS)

Governmental fund financial statements are reported using the *current financial resources measurement focus* and the *modified accrual basis of accounting*. Revenues are recognized as soon as they are both measurable and available. Revenues are considered to be *available* when they are collectible within the current period or within a reasonable period of time after year end. Property tax revenues are considered available when collected within 60 days after year end. Intergovernmental revenues and grants are recognized when all eligibility requirements have been satisfied and the revenues are available. Expenditures generally are recorded when a liability is incurred, as under accrual accounting. However, debt service expenditures, as well as expenditures related to compensated absences and claims and judgments, are recorded only when a payment is due.

I. SUMMARY OF SIGNIFICANT ACCOUNTING POLICIES (Continued)

D. MEASUREMENT FOCUS / BASIS OF ACCOUNTING (Continued)

Fund Financial Statements (FFS) (Continued)

Franchise taxes, licenses, and interest associated with the current fiscal period are all considered to be susceptible to accrual and so have been recognized as revenues of the current fiscal period. Property taxes that are measurable and available (receivable within the current period and collected within the current period or within 60 days thereafter) are recognized in the year of levy. Sales and use tax revenues are considered measurable when the underlying transaction occurs and are recognized as revenue if collected soon enough to meet the availability criteria. Revenue from grants are recognized in the fiscal year in which all eligibility requirements have been satisfied. Eligibility requirements include timing requirements, which specify the year when the resources can be used. All other revenue items are considered to be measurable and available only when cash is received by the government.

Proprietary funds distinguish *operating* revenues and expenses from *nonoperating* items. Operating revenues and expenses generally result from providing services and producing and delivering goods in connection with a proprietary fund's principal ongoing operations. The principal operating revenues of the Parish's enterprise funds and the Parish's internal service funds are charges to customers for sales and services.

The St. James Parish Gas & Water Distribution System fund also recognizes as operating revenue the portion of tapping fees intended to recover the cost of connecting new customers to the system. Operating expenses for enterprise funds and the internal service funds include the cost of sales and services, administrative expenses, and depreciation on capital assets. All revenues and expenses not meeting this definition are reported as nonoperating revenues and expenses.

When both restricted and unrestricted resources are available for use, it is the government's policy to use restricted resources first, then unrestricted resources as they are needed.

E. ASSETS, LIABILITIES, DEFERRED OUTFLOWS/INFLOWS OF RESOURCES, AND NET POSITION

1. Cash and Cash Equivalents

For reporting purposes, cash and cash equivalents include interest-bearing demand deposits and short-term investments with a maturity of three months or less from the date of acquisition. Under state law, the Parish may deposit funds within a fiscal agent bank organized under the laws of the State of Louisiana, the laws of any other state in the Union, or the laws of the United States.

2. Investments

State statutes authorize the Parish to invest in collateralized certificates of deposits, government-backed securities, commercial paper, and mutual funds consisting solely of government-backed securities. In addition, local governments in Louisiana are authorized to invest in the Louisiana Asset Management Pool, Inc. (LAMP), a nonprofit organization formed by an initiative of the State Treasury and organized under the laws of the State of Louisiana, which operates a local government investment pool. Investments are stated at fair value. Fair value was determined using quoted market prices.

I. SUMMARY OF SIGNIFICANT ACCOUNTING POLICIES (Continued)

E. ASSETS, LIABILITIES, DEFERRED OUTFLOWS/INFLOWS OF RESOURCES, AND NET POSITION (Continued)

3. Receivables and Payables

Activity between funds that are representative of lending/borrowing arrangements outstanding at the end of the fiscal year are referred to as either "due to/from other funds" (i.e., the current portion of interfund loans) or "advances to/from other funds" (i.e., the non-current portion of interfund loans). All other outstanding balances between funds are reported as "due to/from other funds." Any residual balances outstanding between the governmental activities and business-type activities and any balances not eliminated due to timing differences are reported in the government-wide financial statements as "internal balances."

Advances between funds, as reported in the fund financial statements, are offset by a fund balance reserve account in applicable governmental funds to indicate that they are not available for appropriation and are not expendable, available financial resources.

All trade and property tax receivables are shown net of allowance for uncollectibles.

Property taxes and the related state revenue sharing (which is based on population and homesteads in the Parish) are recorded in the year assessed. Property taxes are assessed on a calendar year basis, become due on November 15 of each year, and become delinquent on December 31. The taxes are generally collected in December of the current year and January and February of the ensuing year.

4. Inventory and Prepaid Items

Inventory in the General Fund consists of expendable supplies held for consumption. The inventory is valued at cost (first-in, first-out method), and the cost is recorded as an expenditure at the time individual inventory items are requisitioned by the different departments.

Inventories in the St. James Parish Gas & Water Distribution System are stated at the lower of cost (first-in, first-out method) or net realizable value. Gas purchased in the system's lines and the water produced by the system are expensed when purchased or purified.

5. Capital Assets

Capital assets, which include property, plant, equipment, and infrastructure assets (e.g., roads, bridges, sidewalks, and similar items), are reported in the applicable governmental or business-type activities columns in the government-wide financial statements. Capital assets are defined by the Parish as assets with an initial, individual cost of more than \$5,000 (equipment), \$25,000 (land or land improvements), \$50,000 (buildings and leasehold improvements) or \$250,000 (infrastructure), and an estimated useful life in excess of one year. Such assets are recorded at historical cost or estimated historical cost if purchased or constructed. Donated capital assets and similar items received in service concession arrangements are recorded at acquisition value rather than fair value.

The costs of normal maintenance and repairs that do not add to the value of the asset or materially extend assets' lives are not capitalized. Major outlays for capital assets and improvements are capitalized as projects are constructed. Interest incurred during the construction phase of capital assets of business-type activities is expensed when incurred in accordance with GASB statement 89.

St. James Parish
Convent, Louisiana
Notes to the Financial Statements (Continued)
December 31, 2023

I. SUMMARY OF SIGNIFICANT ACCOUNTING POLICIES (Continued)

E. ASSETS, LIABILITIES, DEFERRED OUTFLOWS/INFLOWS OF RESOURCES, AND NET POSITION (Continued)

5. Capital Assets (Continued)

Property, plant, and equipment of the governmental funds, as well as the Information Technology Services Fund, are depreciated using the straight-line method over the following estimated useful lives:

<u>Assets</u>	<u>Years</u>
Buildings	40 – 60
Building Improvements	7 – 20
Infrastructure	25 – 40
Heavy Equipment	10 – 20
Vehicles	5 – 8
Furniture/Office Equipment	5
Computer Equipment	5

The St. James Parish Gas & Water Distribution System's plant, property, and equipment are stated at cost and are depreciated using the straight-line method over the following estimated useful lives:

	<u>Years</u>
Utility Plant, Distribution System and Components	5 – 50
Transportation Equipment	5 – 8
Office Furniture, Fixtures and Equipment	3 – 15

6. Compensated Absences

Parish employees earn from 12 to 18 days of both annual and sick leave each year, depending upon length of service. Sick leave may be accumulated without limitation; however, annual leave may not be carried forward from one year to the next unless approved by the Parish President. Upon retirement of an employee enrolled in the Parochial Employees' Retirement System of Louisiana or termination of the Chief Administrative Officer and Directors, unused accumulated sick leave from 15 to 60 days depending on length of service is paid to the employee at the employee's current rate of pay. Any unused annual leave is paid to the employee upon retirement or termination.

The cost of leave privileges is accrued when incurred in the government-wide and proprietary fund financial statements. A liability for these amounts is reported in the governmental funds only if they have matured, for example, as a result of employee resignations and retirements.

7. Long-term Obligations

In the government-wide financial statements and proprietary fund types in the fund financial statements, long-term debt and other long-term obligations are reported as liabilities in the applicable governmental activities, business-type activities, or proprietary fund type statement of net position. Bond premiums and discounts are deferred and amortized over the life of the bonds using the effective interest method. Bonds payable are reported net of the applicable bond premium or discount. Bond issuance costs are reported as an outflow of resources in the reporting period in which they are incurred.

I. SUMMARY OF SIGNIFICANT ACCOUNTING POLICIES (Continued)

E. ASSETS, LIABILITIES DEFERRED OUTFLOWS/INFLOWS OF RESOURCES, AND NET POSITION (Continued)

7. Long-term Obligations (Continued)

In the fund financial statements, governmental fund types recognize bond premiums and discounts, as well as bond issuance costs, during the current period. The face amount of debt issued is reported as other financing sources.

Premiums received on debt issuances are reported as other financing sources while discounts on debt issuances are reported as other financing uses. Issuance costs, whether or not withheld from the actual debt proceeds received, are reported as debt service expenditures.

8. Net Position Classifications

Government-Wide Financial Statements

Government-wide and proprietary net position is divided into three components:

1. Net investment in capital assets – Consists of net capital assets reduced by the outstanding balances of any related debt obligations and deferred inflows of resources attributable to the acquisition, construction, or improvement of those assets and increased by balances of deferred outflows of resources related to those assets.
2. Restricted net position – Net position is considered restricted if their use is constrained to a particular purpose. Restrictions are imposed by external organizations such as federal or state laws or buyers of the Parish's bonds. Restricted net position is reduced by liabilities and deferred inflows of resources related to the restricted assets.
3. Unrestricted net position – All other net position that does not meet the definition of "restricted" or "net investment in capital assets."

Fund Financial Statements

Accounting standards require governmental fund balances to be reported in as many as five classifications as listed below:

1. Nonspendable – amounts that cannot be spent either because they are in nonspendable form or because they are legally or contractually required to be maintained intact.
2. Restricted – amounts that can be spent only for specific purposes because of constitutional provisions or enabling legislation or because of constraints that are externally imposed by creditors, grantors, contributors, or the laws or regulations of other governments.
3. Committed – amounts that can be used only for specific purposes determined by a formal decision of the Parish Council, which is the highest level of decision-making authority. Fund balance may be committed by formally adopting a resolution prior to the end of the fiscal year. Committed amount cannot be used for any other purpose unless the Parish Council takes the same action to remove the commitment.

I. SUMMARY OF SIGNIFICANT ACCOUNTING POLICIES (Continued)

E. ASSETS, LIABILITIES, DEFERRED OUTFLOWS/INFLOWS OF RESOURCES, AND NET POSITION (Continued)

8. Net Position Classifications (Continued)

Fund Financial Statements (Continued)

4. Assigned – amounts that do not meet the criteria to be classified as restricted or committed but that are intended to be used for specific purposes as authorized by the Parish Council. The Parish Council has authorized the Finance Director to assign fund balance. The Parish Council may also assign fund balances. The removal of an assignment does not require any action of the Parish Council.
5. Unassigned – all other spendable amounts. The General Fund is the only fund that reports a positive unassigned fund balance.

When an expense is incurred for purposes for which both restricted and unrestricted net position are available, the Parish reduces restricted amounts first, followed by unrestricted amounts. When expenditures are incurred for purposes for which committed, assigned, or unassigned amounts are available, the Parish reduces committed amounts first, followed by assigned amounts, and finally unassigned amounts, as needed, unless the Parish has provided otherwise in its committed or assignment actions. Generally, the only governmental fund that may reflect a positive unassigned fund balance is the General Fund. However, if a governmental fund other than the General Fund expends more than amounts restricted, committed, or assigned, then it may be necessary to report a negative unassigned fund balance.

9. Sales and Use Tax

On April 4, 1981, the voters of the Parish approved a one percent sales and use tax, which is levied by the Parish and collected by the St. James Parish School Board and then remitted to the Parish. The proceeds of the tax, after paying reasonable and necessary costs and expenses of collecting and administering the tax, are dedicated as follows:

1. One-fourth is to provide care and assistance to the elderly of the Parish and provide ambulance services to Parish residents, including the acquisition, operation, and maintenance of necessary vehicles;
2. One-fourth is to provide solid waste management and disposal including the acquisition of land, plants, buildings, machinery, and necessary equipment;
3. One-fourth is to pay the cost of providing recreational facilities, including the acquisition of land, buildings, machinery, and equipment; and
4. One-fourth is to pay the general operation and maintenance costs of the Parish, to acquire capital improvements for the Parish, and to service bonds from time to time for the purpose of making capital improvements for the purposes listed above.

10. Estimates

The preparation of financial statements in conformity with accounting principles generally accepted in the United States of America requires management to make estimates and assumptions that affect the reported amounts of assets and liabilities and disclosure of contingent assets and liabilities at the date of the financial statements and the reported amounts of revenues, expenditures, and expenses during the reporting period. Actual results could differ from those estimates.

I. SUMMARY OF SIGNIFICANT ACCOUNTING POLICIES (Continued)

E. ASSETS, LIABILITIES, DEFERRED OUTFLOWS/INFLOWS OF RESOURCES, AND NET POSITION (Continued)

11. Pension Plans

The Parish is a participating employer in three cost-sharing, multiple-employer defined benefit pension plans as described in Note IV C. For purposes of measuring the net pension liability, deferred outflows of resources and deferred inflows of resources related to pensions, pension expense information about the fiduciary net position of each of the plans, and additions to/deductions from the plan's fiduciary net position have been determined on the same basis as they are reported by the plan. For this purpose, benefit payments (including refunds of employee contributions) are recognized when due and payable in accordance with the benefit terms. Investments have been reported at fair value within each plan.

12. Deferred Outflows/Inflows of Resources

In addition to assets, the Statement of Net Position will sometimes report a separate section for deferred outflows of resources. This separate financial statement element, deferred outflows of resources, represents a consumption of net assets that applies to a future period(s) and so will not be recognized as an outflow of resources (expense/expenditure) until that time.

In addition to liabilities, the Statement of Net Position will sometimes report a separate section for deferred inflows of resources. This separate financial statement element, deferred inflows of resources, represents an acquisition of net assets that applies to a future period(s) and so will not be recognized as an inflow of resources (revenues) until that time.

F. CURRENT YEAR ADOPTION OF NEW ACCOUNTING STANDARDS

The Parish adopted GASB Statement No. 94 (GASB 94), *Public-Private and Public-Public Partnerships and Availability Payment Arrangements*. This statement requires the government to report assets and liabilities related to these arrangements consistently and disclose important information about the transactions. The adoption of this statement did not significantly impact these financial statements.

The Parish adopted GASB Statement No. 96 (GASB 96), *Subscription-Based Information Technology Arrangements*. This statement streamlines the accounting for these types of arrangements with those arrangements listed under GASB 87 which requires all leases to be reported on the statement of net position under a single accounting model for both lessors and lessees. The adoption of this statement did not significantly impact these financial statements.

The Parish adopted GASB Statement No. 99 (GASB 99), *Omnibus 2022*. This statement enhances comparability in accounting and reporting and to improve the consistency of authoritative literature by addressing practice issues that have been identified during implementation and application of certain GASB statements and accounting and financial reporting for financial guarantees. The adoption of this statement did not significantly impact these financial statements.

G. CURRENT ACCOUNTING STANDARDS SCHEDULED TO BE IMPLEMENTED

The following is a summary of accounting standards adopted by the Governmental Accounting Standards Board (GASB) that are scheduled to be implemented in the future that may affect the Parish's financial report:

GASB Statement 100, *Accounting Changes and Error Corrections*. This statement is an amendment of GASB Statement No. 62. This statement aims to enhance accounting and financial reporting requirements for accounting changes and error corrections to provide more understandable, reliable, relevant, consistent, and comparable information for making decisions. The requirements of this statement are effective for accounting changes and error corrections made in fiscal years beginning after June 15, 2023. The Parish will include the requirements of this statement, as applicable, in its December 31, 2024, financial statements. The effect of this statement or its applicability to the Parish are unknown at this time.

St. James Parish
Convent, Louisiana
Notes to the Financial Statements (Continued)
December 31, 2023

I. SUMMARY OF SIGNIFICANT ACCOUNTING POLICIES (Continued)

G. CURRENT ACCOUNTING STANDARDS SCHEDULED TO BE IMPLEMENTED (Continued)

GASB Statement 101, *Compensated Absences*. This Statement updates the recognition and measurement guidance for compensated absences. The requirements of this statement are effective for fiscal periods beginning after December 15, 2023. The Parish will include the requirement of this statement, as applicable, in its December 31, 2024, financial statements. The effect of this statement or its applicability to the Parish are unknown at this time.

II. STEWARDSHIP, COMPLIANCE AND ACCOUNTABILITY

A. BUDGETARY INFORMATION

The proposed budget for the year ended December 31, 2023, was completed and made available for public inspection at the Parish Council Office on November 22, 2022. A public hearing was held on December 21, 2022, for suggestions and comments from taxpayers. The proposed budget was formally adopted by the Parish on December 21, 2022. The 2023 budget, which included proposed expenditures and the means of financing them for the general, special revenue, debt service and capital projects funds, was published in the official journal fifteen (15) days prior to the public hearing.

All appropriations lapse at year-end, and any encumbrances outstanding at year-end are included in the next year's budget with funds appropriated in that year to finance them. The budget is prepared on a modified accrual basis. Formal budgetary accounts are integrated into the accounting system during the year as a management control device.

The Parish exercises budgetary control at the functional level. Within functions, the Director of Finance has the authority to make amendments as necessary. When actual revenues within a fund are failing to meet estimated annual budgeted revenues by five percent or more, and/or actual expenditures within a fund are exceeding estimated budgeted expenditures by five percent or more, a budget amendment to reflect such changes is adopted by the Parish in an open meeting. Budget amounts included in the financial statements include the original adopted budget amounts and the final amended budget.

B. EXPENDITURES WITH UNFAVORABLE APPROPRIATIONS

For the year ended December 31, 2023, expenditures exceeded appropriations in the following individual funds:

Fund	Budget	Actual	Unfavorable Variance
Non-major Special Revenue Funds:			
C2 Home Delivered Meals	\$ 246,100	\$ 246,760	\$ 660
AAA-Parish Council on Aging	96,000	106,770	10,770
Energy Assistance	193,001	248,258	55,257
Consolidated Road Lighting No. 3	604,900	631,149	26,249
Criminal Court	1,138,300	1,186,377	48,077
District V Recreation	140,600	140,728	128
Expanding the Public Health Workforce	6,300	6,320	20
Non-major Debt Service Funds:			
Consolidated General Obligation Bonds	471,100	471,380	280
Non-major Capital Projects Funds:			
Parishwide Sewer Construction	228,960	229,206	246
GOMESA Series 2019 Construction	626,200	676,172	49,972

St. James Parish
Convent, Louisiana
Notes to the Financial Statements (Continued)
December 31, 2023

II. STEWARDSHIP, COMPLIANCE AND ACCOUNTABILITY (Continued)

C. LEVIED TAXES

The following is a summary of levied property taxes for the year 2023:

	<u>Millage Rate</u>
Parishwide taxes:	
General Fund	3.20
Library	2.99
Department of Human Resources	3.91
Courthouse, Jail, and Public Buildings Maintenance	4.95
Road and Bridge Maintenance	4.95
Parishwide Drainage	2.99
Hospital District	4.73
Public Safety	3.93
Enhanced 911 System Maintenance	1.25
Consolidated General Obligation Bonds	0.50
St. James Youth Center	0.60
Special district taxes:	
Consolidated Road Lighting District #3A	1.01
Gramercy Recreation District	4.63
Fire Protection District #2	0.74
Recreation District V – General Obligation Bonds	0.70
District V Recreation	1.00

The following are the principal taxpayers of the Parish:

<u>Taxpayer</u>	<u>Type of Business</u>	<u>2023 Assessed Valuation</u>	<u>Percentage of Total Assessed Valuation</u>
Equilon Enterprises, LLC	Oil Refinery	\$ 109,799,307	15.11%
Mosaic Fertilizer, LLC – Faustina	Chemical Manufacturer	52,501,816	7.23%
American Styrenics LLC	Chemical Manufacturer	50,264,511	6.92%
Nustar Logistics, L.P.	Chemical Manufacturer	49,563,030	6.82%
Mosaic Fertilizer LLC – Uncle Sam	Chemical Manufacturer	48,153,924	6.63%
Zen-Noh Grain Corporation	Grain Export	47,306,991	6.51%
Louisiana Sugar Refining, LLC	Sugar Refinery	31,294,884	4.31%
Atalco Gramercy LLC	Chemical Manufacturer	21,493,735	2.96%
Shell Trading US	Oil Refinery	19,735,937	2.72%
Exxon Mobil Oil Corporation	Oil Refinery	18,892,470	2.60%
Total		<u>\$ 449,006,605</u>	<u>61.81%</u>

St. James Parish
Convent, Louisiana
Notes to the Financial Statements (Continued)
December 31, 2023

III. DETAILED NOTES ON ALL FUNDS

A. DEPOSITS AND INVESTMENTS

Deposits

At December 31, 2023, the Parish has deposits and certificates of deposit (book balances) as follows:

	Primary Government
Cash	\$ 55,926,554
Restricted Assets - Cash	1,845,525
	<u>\$ 57,772,079</u>

These deposits are stated at cost, which approximates fair value. Under state law, these deposits (or the resulting bank balances) must be secured by federal deposit insurance or the pledge of securities owned by the fiscal agent bank. The fair value of the pledged securities plus the federal deposit insurance must at all times equal the amount on deposit with the fiscal agent bank. These securities are held in the name of the pledging fiscal agent bank in a holding or custodial bank that is mutually acceptable to both parties.

At December 31, 2023, the primary government has \$58,385,291 in deposits (collected bank balances). Custodial credit risk is the risk that in the event of a bank failure, the Parish's deposits may not be returned to it. All of the primary government's deposits are either insured by federal deposit insurance or collateralized with U.S. government securities held by the pledging financial institution's trust department in the name of the Parish.

Investments

State statutes authorize the Parish to invest in Louisiana Asset Management Pool (LAMP), U.S. Treasury notes and bonds, U.S. agency securities and other governmental debt obligations with limited exceptions as noted in LA-R.S. 32.2955. Investments in time certificates of deposit can be placed with state banks, national banks or federal credit unions as permitted in state statute.

As of December 31, 2023, the Parish had invested funds in money market instruments, U.S. treasury notes, and U.S agency securities managed by financial institutions. The accounts managed by the financial institutions have a fair value of \$54,813,205 as of December 31, 2023.

St. James Parish
Convent, Louisiana
Notes to the Financial Statements (Continued)
December 31, 2023

III. DETAILED NOTES ON ALL FUNDS (Continued)

A. DEPOSITS AND INVESTMENTS (Continued)

Investments (Continued)

The Parish's investment balance at December 31, 2023, consisted of the following:

	Standard & Poors Rating	Percentage of Total Portfolio	Fair Value	0 – 6	7 – 12	13 – 24	Months to Maturity		
Security							25 – 36	37-48	49– 60
Investments at fair value									
Commercial Paper	Aaa	5%	\$2,137,271	\$546,453	\$1,590,818	\$ -	\$ -	\$ -	\$ -
U.S. Agencies:									
U.S. Treasury Note	Aaa	33%	14,478,571	2,417,623	693,061	2,352,330	1,780,693	4,185,292	3,049,572
Federal National Mortgage Association	Aaa	9%	4,073,874	-	-	2,972,651	1,101,223	-	-
Federal Home Loan Mortgage Corporation	Aaa	1%	469,363	-	-	469,363	-	-	-
Federal Agriculture Mortgage Corporation	Aaa	3%	1,234,841	-	-	-	464,308	-	770,533
Tennessee Valley Authority Private Export Funding Corporation	Aaa	1%	251,839	-	-	-	-	-	251,839
	Aaa	1%	539,033	-	-	-	-	-	539,033
Federal Home Loan Bank	Aaa	9%	3,843,751	-	-	724,983	1,757,600	1,361,168	-
Federal Farm Credit Bank	Aaa	38%	<u>16,371,251</u>	<u>446,635</u>	<u>1,310,974</u>	<u>5,274,660</u>	<u>3,216,164</u>	<u>1,244,502</u>	<u>4,878,316</u>
		100%	<u>\$43,399,794</u>	<u>\$3,410,711</u>	<u>\$3,594,853</u>	<u>\$11,793,987</u>	<u>\$8,319,988</u>	<u>\$6,790,962</u>	<u>\$9,489,293</u>
Percentage of Portfolio Value			100%	8%	8%	27%	19%	16%	22%
Investments measured at the net asset value (NAV)									
External investment pool	AAA		\$11,337,590	\$11,337,590	\$ -	\$ -	\$ -	\$ -	\$ -
Federal Governmental Obligation Fund	AAA		<u>75,821</u>	<u>75,821</u>	<u>-</u>	<u>-</u>	<u>-</u>	<u>-</u>	<u>-</u>
Total Investments			<u>\$54,813,205</u>	<u>\$14,824,122</u>	<u>\$3,594,853</u>	<u>\$11,793,987</u>	<u>\$8,319,988</u>	<u>\$6,790,962</u>	<u>\$9,489,293</u>

The Parish's investment policy requires all securities to be investment-grade obligations but does not address specific credit quality ratings. The Parish does not limit the amount that may be invested in securities of any one issuer. Applicable state statutes do not address credit quality ratings, concentration of credit risk by issuer, or investment maturity limitations.

As of December 31, 2023, \$11,337,590 is invested in an external investment pool, Louisiana Asset Management Pool. LAMP is administered by LAMP, Inc., a non-profit corporation organized under the laws of the State of Louisiana. Only local government entities having contracted to participate in LAMP have an investment interest in its pool of assets. The primary objective of LAMP is to provide a safe environment for the placement of public funds in short-term, high quality investments. The LAMP portfolio includes only securities and other obligations in which local governments in Louisiana are authorized to invest in accordance with LA-R.S. 33:2955.

III. DETAILED NOTES ON ALL FUNDS (Continued)

A. DEPOSITS AND INVESTMENTS (Continued)

Investments (Continued)

LAMP is a governmental external investment pool that reports at net asset value. The following facts are relevant for an investment pool:

- Credit risk: LAMP is rated AAAM by Standard & Poor's.
- Custodial credit risk: LAMP participants' investments in the pool are evidenced by shares of the pool. Investments in pools should be disclosed, but not categorized because they are not evidenced by securities that exist in physical or book-entry form. The Parish's investment is with the pool, not the securities that make up the pool; therefore, no public disclosure is required.
- Concentration of credit risk: Pooled investments are excluded from the five percent disclosure requirement.
- Interest rate risk: LAMP is designed to be highly liquid to give its participants immediate access to their account balances. LAMP prepares its own interest rate risk disclosure using the weighted average maturity (WAM) method. The WAM of LAMP assets is restricted to not more than 90 days, and consists of no securities with a maturity in excess of 397 days or 762 days for U.S. Government floating/variable rate investments. The WAM for LAMP's total investments is 53 days as of December 31, 2023.
- Foreign currency risk: Not applicable.

The investments in LAMP are stated at fair value based on quoted market rates. The fair value is determined on a weekly basis by LAMP and the value of the position in the external investment pool is the same as the value of the pool shares.

LAMP, Inc. is subject to the regulatory oversight of the state treasurer and the board of directors. LAMP is not registered with the SEC as an investment company.

An annual audit of LAMP is conducted by an independent certified public accountant. The Legislative Auditor of the State of Louisiana has full access to the records of LAMP.

LAMP issues financial reports which can be obtained by writing: LAMP, Inc., 650 Poydras Street, Suite 2220, New Orleans, LA 70130.

Fair Value of Financial Instruments

Determination of Fair Value

The Parish categorizes its fair value measurements within the fair value hierarchy established by generally accepted accounting principles. The hierarchy is based on the valuation inputs used to measure the fair value of the asset.

III. DETAILED NOTES ON ALL FUNDS (Continued)

A. DEPOSITS AND INVESTMENTS (Continued)

Fair Value of Financial Instruments (Continued)

Fair Value Hierarchy

In accordance with this guidance, the Parish groups its financial assets and financial liabilities generally measured at fair value in three levels, based on the markets in which the assets and liabilities are traded and the reliability of the assumptions used to determine fair value.

- Level 1 - Valuation is based on quoted prices in active markets for identical assets or liabilities that the reporting entity has the ability to access at the measurement date. Level 1 assets and liabilities generally include debt and equity securities that are traded in an active exchange market. Valuations are obtained from readily available pricing sources for market transactions involving identical assets or liabilities.
- Level 2 - Valuation is based on inputs other than quoted prices included within level 1 that are observable for the asset or liability, either directly or indirectly. The valuation may be based on quoted prices for similar assets or liabilities; quoted prices in markets that are not active; or other inputs that are observable or can be corroborated by observable market data for substantially the full term of the asset or liability.
- Level 3 - Valuation is based on unobservable inputs that are supported by little or no market activity and that are significant to the fair value of the assets and liabilities. Level 3 assets and liabilities include financial instruments whose value is determined using pricing models, discounted cash flow methodologies, or similar techniques, as well as instruments for which determination of fair value required significant management judgment or estimation.

The following methods and assumptions were used by the Parish in estimating fair value disclosures for financial instruments:

Securities: Where quoted prices are available in an active market, we classify the securities within level 1 of the valuation hierarchy. Securities are defined as both long and short positions. Level 1 securities include highly liquid government bonds and exchange-traded equities.

If quoted market prices are not available, we estimate fair values using pricing models and discounted cash flows that consider standard input factors such as observable market data, benchmark yields, interest rate volatilities, broker/dealer quotes, and credit spreads. Examples of such instruments, which would generally be classified within level 2 of the valuation hierarchy, include GSE (Government sponsored enterprises) obligations, (such as Federal National Mortgage Association, Federal Home Loan Mortgage Corporation, Federal Home Loan Bank, and Federal Farm Credit Bank), corporate bonds and other securities. Mortgage backed securities are included in level 2 if observable inputs are available. In certain cases, where there is limited activity or less transparency around inputs to the valuation, we classify those securities in level 3.

St. James Parish
Convent, Louisiana
Notes to the Financial Statements (Continued)
December 31, 2023

III. DETAILED NOTES ON ALL FUNDS (Continued)

A. DEPOSITS AND INVESTMENTS (Continued)

Fair Value of Financial Instruments (Continued)

Fair Value of Assets Measured on a Recurring Basis

The following table presents for each of the fair value hierarchy level the Parish's financial assets and liabilities that are measured at fair value on a recurring basis at December 31, 2023:

	Level 2
U.S. Agency Securities	\$ 26,783,952
U.S. Treasury Bonds and Notes	14,478,571
Commercial Paper	2,137,271
	<u>\$ 43,399,794</u>

B. RECEIVABLES

Receivables as of year-end for the Parish's individual major funds and non-major and internal service funds in the aggregate, including the applicable allowances for uncollectible accounts, are as follows:

	General Fund	Courthouse, Jail, and Public Buildings Maintenance	Parishwide Road Improvement	Public Safety Trust	Nonmajor Governmental Funds	Internal Service Funds	Total
Taxes							
Property	\$ 4,306,208	\$ 2,766,941	\$ -	\$2,196,788	\$ 9,000,402	\$ -	\$ 18,270,339
Sales and Use	314,310	-	-	-	942,930	-	1,257,240
Intergovernmental							
Federal	291,048	1,061	-	-	785,161	-	1,077,270
State	31,929	-	74,810	-	52,178	-	158,917
Customers	423,344	88,000	-	-	236,284	126,606	874,234
Other	44,761	-	-	-	12,612	111,673	169,046
Gross receivables	5,411,600	2,856,002	74,810	2,196,788	11,029,567	238,279	21,807,046
Less: allowance for uncollectibles	-	-	-	-	-	-	-
Net receivables	5,411,600	2,856,002	74,810	2,196,788	11,029,567	238,279	21,807,046
Adjustment to full accrual basis	34,495	24,015	-	19,068	73,203	-	150,781
Total receivables	<u>\$ 5,446,095</u>	<u>\$ 2,880,017</u>	<u>\$ 74,810</u>	<u>\$2,215,856</u>	<u>\$ 11,102,770</u>	<u>\$ 238,279</u>	<u>\$ 21,957,827</u>

	St. James Parish Gas & Water Distribution System
Other governmental agencies	
Federal	\$ 71,297
Account	986,198
Gross receivables	1,057,495
Less: allowance for uncollectible	(156,241)
Net receivables – business-type funds	<u>\$ 901,254</u>

St. James Parish
Convent, Louisiana
Notes to the Financial Statements (Continued)
December 31, 2023

III. DETAILED NOTES ON ALL FUNDS (Continued)

C. CAPITAL ASSETS

Capital asset activity for the year ended December 31, 2023, was as follows:

Primary Government

	Beginning Balance	Increases	Decreases	Ending Balance
Governmental activities:				
Capital assets, not being depreciated:				
Land	\$ 26,497,987	\$ 115,000	\$ -	\$ 26,612,987
Construction in progress	4,642,509	4,857,184	(7,903,179)	1,596,514
Total capital assets, not being depreciated	31,140,496	4,972,184	(7,903,179)	28,209,501
Capital assets, being depreciated:				
Buildings	30,823,940	3,403,230	-	34,227,170
Improvements other than buildings	7,974,810	1,072,077	-	9,046,887
Machinery and equipment	24,981,453	2,597,353	-	27,578,806
Library collection	2,027,176	44,996	(131,220)	1,940,952
Infrastructure	60,721,239	3,956,660	-	64,677,899
Total capital assets being depreciated	126,528,618	11,074,316	(131,220)	137,471,714
Less accumulated depreciation for:				
Buildings	(13,195,044)	(828,752)	-	(14,023,796)
Improvements other than buildings	(3,654,307)	(375,797)	-	(4,030,104)
Machinery and equipment	(16,784,434)	(1,692,351)	-	(18,476,785)
Library collection	(1,989,685)	(37,488)	131,220	(1,895,953)
Infrastructure	(57,125,547)	(208,977)	-	(57,334,524)
Total accumulated depreciation	(92,749,017)	(3,143,365)	131,220	(95,761,162)
Total capital assets, being depreciated, net	33,779,601	7,930,951	-	41,710,552
Governmental activities capital assets, net	<u>\$ 64,920,097</u>	<u>\$ 12,903,135</u>	<u>\$ (7,903,179)</u>	<u>\$ 69,920,053</u>

St. James Parish
Convent, Louisiana
Notes to the Financial Statements (Continued)
December 31, 2023

III. DETAILED NOTES ON ALL FUNDS (Continued)

C. CAPITAL ASSETS (Continued)

Primary Government (Continued)

	Beginning Balance	Increases	Decreases	Ending Balance
Business-type activities:				
Capital assets, not being depreciated:				
Land	\$ 60,000	\$ 248,880	\$ -	\$ 308,880
Construction in progress	324,386	217,636	(395,240)	146,782
Total capital assets, not being depreciated	384,386	466,516	(395,240)	455,662
Capital assets, being depreciated:				
Gas distribution system	3,948,590	420,188	-	4,368,778
Water distribution system	31,709,009	-	-	31,709,009
Office furniture, fixtures, and equipment	470,854	220,510	-	691,364
Transportation equipment	721,694	136,213	(25,100)	832,807
Total capital assets, being depreciated	36,850,147	776,911	(25,100)	37,601,958
Less accumulated depreciation for:				
Gas distribution system	(1,802,208)	(79,811)	-	(1,882,019)
Water distribution system	(17,283,427)	(889,742)	-	(18,173,169)
Office furniture, fixtures, and equipment	(365,497)	(23,532)	-	(389,029)
Transportation equipment	(479,437)	(78,708)	16,315	(541,830)
Total accumulated depreciation	(19,930,569)	(1,071,793)	16,315	(20,986,047)
Total capital assets, being depreciated, net	16,919,578	(294,882)	(8,785)	16,615,911
Business-type activities capital assets, net	\$ 17,303,964	\$ 171,634	\$ (404,025)	\$ 17,071,573

St. James Parish
Convent, Louisiana
Notes to the Financial Statements (Continued)
December 31, 2023

III. DETAILED NOTES ON ALL FUNDS (Continued)

C. CAPITAL ASSETS (Continued)

Primary Government (Continued)

Depreciation expense was charged to functions/programs of the primary government as follows:

	Governmental Activities	Business-type Activities
General government	\$ 506,001	\$ -
Public safety	1,184,039	-
Highway and streets, including depreciation of general infrastructure assets	500,194	-
Sanitation	106,820	-
Public transportation	148,905	-
Health and welfare	84,420	-
Culture and recreation	605,781	-
Economic development and assistance	7,205	-
Gas and water	-	1,071,793
Total depreciation expense	<u>\$ 3,143,365</u>	<u>\$ 1,071,793</u>

Construction Commitments

The government has active construction contracts at December 31, 2023, totaling \$10,241,657. The remaining commitments on active construction projects at December 31, 2023, are as follows:

Project	Contract Amount	Remaining Commitment
Governmental Funds:		
District V Recreation Building	\$ 2,863,411	\$ 1,533,090
District I Recreation Building	33,100	9,340
Road Preservation & Assessment	1,835,155	633,513
Central Crossing Park Restroom	186,000	11,750
SJVFD Station 15	208,398	31,096
Total governmental funds	<u>5,126,064</u>	<u>2,218,789</u>
Proprietary Funds:		
East Bank Water Clarifier	5,115,593	4,968,811
Total proprietary funds	<u>5,115,593</u>	<u>4,968,811</u>
Total commitments	<u>\$ 10,241,657</u>	<u>\$ 7,187,600</u>

The Parish is involved in a dispute with a contractor and an architect over faulty construction of the District V Recreation Building formerly included in construction in progress. During 2023, the Parish has made the decision to repurpose the property; however, the project was written off as the Parish will have to demolish the work completed to repurpose the property. The Parish recorded a loss on the building of \$1,963,594 for the year ended December 31, 2023.

The Parish is a party to additional contracts, not included in the schedule above, totaling approximately \$4,000,000. The remaining commitment is approximately \$2,300,000 at December 31, 2023.

St. James Parish
Convent, Louisiana
Notes to the Financial Statements (Continued)
December 31, 2023

III. DETAILED NOTES ON ALL FUNDS (Continued)

D. INTERFUND RECEIVABLES, PAYABLES, AND TRANSFERS

The composition of interfund balances as of December 31, 2023, is as follows:

<u>Due to/from other funds:</u>	<u>Receivable</u>	<u>Payable</u>
Governmental Funds:		
General Fund	\$ 857,643	\$ 29,184
Courthouse, Jail, and Public Buildings Maintenance	16,488	88,856
Parishwide Road Improvement	79,749	-
Public Safety Trust Fund	-	1,857,852
St. James Volunteer Fire Districts	1,292,170	175
Nonmajor Governmental Funds	864,982	909,021
Total governmental funds	<u>3,111,032</u>	<u>2,885,088</u>
Proprietary Funds/Enterprise Fund:		
St. James Parish Gas & Water Distribution System	20,640	223,127
Internal Service Funds	-	23,457
Total proprietary fund/enterprise fund	<u>20,640</u>	<u>246,584</u>
	<u>\$ 3,131,672</u>	<u>\$ 3,131,672</u>

Due to/from other funds are the result of transfers between funds or collections made on behalf of one fund for another which are expected to be paid within one year.

The composition of interfund transfers for the year ended December 31, 2023, is as follows:

<u>Interfund Transfers:</u>	<u>Transfers Out</u>	<u>Transfers In</u>
Governmental Funds:		
General Fund	\$ 2,247,194	\$ 1,200,000
Parishwide Road Improvement	-	4,281,453
Public Safety Trust Fund	2,289,088	-
St. James Volunteer Fire Districts	-	1,635,827
Nonmajor governmental funds	8,300,376	6,108,878
Total governmental funds	<u>12,836,658</u>	<u>13,226,158</u>
Proprietary Fund/Enterprise Fund:		
St. James Parish Gas & Water Distribution System	409,500	20,000
Total proprietary fund/enterprise fund	<u>409,500</u>	<u>20,000</u>
Total interfund transfers	<u>\$ 13,246,158</u>	<u>\$ 13,246,158</u>

Interfund transfers are made on a regular basis to supplement other funds' sources and to provide internal financing for capital outlay.

St. James Parish
Convent, Louisiana
Notes to the Financial Statements (Continued)
December 31, 2023

III. DETAILED NOTES ON ALL FUNDS (Continued)

E. LONG-TERM LIABILITIES

General Obligation Bonds

The Parish issues general obligation bonds to provide funds for the acquisition and construction of major capital facilities. These bonds have been issued for governmental activities. The original amount of general obligation bonds issued in prior years was \$4,230,000. The interest rate of the general obligation bonds ranges from 2.55 – 4.65%. General obligation bonds are direct obligations and pledge the full faith and credit of the government to be paid for by Ad Valorem taxes collected. Events of default are outlined in the transcript of the General Obligation Bonds and include principal and interest payment delinquencies, bankruptcy, or covenant violations. The outstanding balance on the general obligation bonds at December 31, 2023, is \$815,000.

Annual debt service requirements to maturity for general obligation bonds are as follows:

Year Ending	Governmental Activities	
	Principal	Interest
2024	\$ 430,000	\$ 24,506
2025	120,000	15,114
2026	130,000	9,300
2027	135,000	3,139
	<u>\$ 815,000</u>	<u>\$ 52,059</u>

Limited Tax Bonds

The Parish issued a limited tax bond to provide funds for the purpose of road improvements and repairs. The original amount of this limited tax bond is \$850,000. The interest rate of the limited tax bond is 2.23%. The outstanding note is secured by a special levy and collection of 4.95 mill tax. The note is subject to early termination if a 60-day written notice is provided by either party. The outstanding balance on the issue of the limited tax bond at December 31, 2023, is \$370,000.

Annual debt service requirements to maturity for limited tax bonds are as follows:

Year Ending	Governmental Activities	
	Principal	Interest
2024	\$ 90,000	\$ 8,251
2025	90,000	6,234
2026	95,000	4,237
2027	95,000	2,119
	<u>\$ 370,000</u>	<u>\$ 20,841</u>

Revenue Bonds

The Parish issued a revenue bond to provide funds for projects and activities for the purpose of coastal protection. The original amount of this revenue bond is \$8,000,000. GOMESA revenues received by the Parish have been pledged for the repayment of the bond. The interest rate of the revenue bond is 3.90%. Events of default are outlined in the transcript of the Revenue Bonds and include principal and interest payment delinquencies, bankruptcy, or covenant violations. The outstanding balance on the issue of the revenue bond at December 31, 2023, is \$6,570,000.

St. James Parish
Convent, Louisiana
Notes to the Financial Statements (Continued)
December 31, 2023

III. DETAILED NOTES ON ALL FUNDS (Continued)

E. LONG-TERM LIABILITIES (Continued)

Revenue Bonds (Continued)

Additionally, the Parish issued a revenue bond to provide funds for Hurricane Ida recovery. The original amount of this revenue bond is \$8,000,000. Revenues received by the Parish have been pledged for the repayment of the bond. The interest rate of the revenue bond is 1.95%. Events of default are outlined in the transcript of the Revenue Bonds and include principal and interest payment delinquencies, bankruptcy, or covenant violations. The outstanding balance on the issue of the revenue bond at December 31, 2023, is \$8,000,000.

Annual debt service requirements to maturity for revenue bonds are as follows:

<u>Year Ending</u>	<u>Governmental Activities</u>	
	<u>Principal</u>	<u>Interest</u>
2024	\$ 235,000	\$ 412,230
2025	240,000	403,065
2026	250,000	393,705
2027	8,260,000	286,455
2028	270,000	217,815
2029-2033	1,525,000	922,155
2034-2038	1,840,000	600,795
2039-2043	1,900,000	212,355
2044-2048	50,000	1,950
	<u>\$14,570,000</u>	<u>\$ 3,450,525</u>

Legal Debt Margin-General Obligation Bonds

Governing Authority: Parish of St. James

Property taxes:

Assessed valuation, 2023 tax rolls	\$ 726,394,442
Debt limit: 10% of assessed valuation (for any one purpose)	\$ 72,639,444

At December 31, 2023, the Parish has no outstanding bonds that exceed the legal debt limit.

St. James Parish
Convent, Louisiana
Notes to the Financial Statements (Continued)
December 31, 2023

III. DETAILED NOTES ON ALL FUNDS (Continued)

E. LONG-TERM LIABILITIES (Continued)

Changes in Long-Term Liabilities

Long-term liability activity for the year ended December 31, 2023, was as follows:

	Beginning Balance	Additions	Reductions	Ending Balance	Due Within One Year
Governmental activities:					
Direct borrowing and placement:					
General obligation bonds	\$ 620,000	\$ -	\$ (305,000)	\$ 315,000	\$ 315,000
Limited tax bonds	455,000	-	(85,000)	370,000	90,000
GOMESA revenue bonds	7,130,000	-	(560,000)	6,570,000	235,000
Hurricane recovery revenue bonds	8,000,000	-	-	8,000,000	-
Other debt:					
General obligation bonds	610,000	-	(110,000)	500,000	115,000
Other long-term liabilities:					
Total OPEB liability	9,674,751	1,176,627	-	10,851,378	445,000
Net pension liability	251,441	4,974,752	-	5,226,193	-
Compensated absences	1,445,085	928,710	(859,299)	1,514,496	681,523
Governmental activity long-term liabilities	<u>\$ 28,186,277</u>	<u>\$ 7,080,089</u>	<u>\$ (1,919,299)</u>	<u>\$33,347,067</u>	<u>\$ 1,881,523</u>
Business-type activities:					
Total OPEB liability	\$ 1,215,954	\$ 145,426	\$ -	\$ 1,361,380	\$ 55,000
Net pension liability	-	914,529	-	914,529	-
Compensated absences	237,078	127,935	(147,611)	217,402	97,831
Business type activity long-term liabilities	<u>\$ 1,453,032</u>	<u>\$ 1,187,890</u>	<u>\$ (147,611)</u>	<u>\$ 2,493,311</u>	<u>\$ 152,831</u>

Compensated absences are generally liquidated by the fund from which the employee's salary is paid immediately prior to the date of retirement or termination.

Defeased Debt

During 2014, the Parish issued refunding bonds of \$2,530,000 to partially defease its 2005 General Obligation refunding bonds. The proceeds were deposited in an escrow account to provide for all future debt service on the 2005 series bonds until they are called on March 1, 2024. As a result, the 2005 series bonds are considered defeased, and the Parish has removed the liability from its accounts.

As of December 31, 2023, the defeased debt outstanding but removed from the government wide financial statements is \$315,000.

St. James Parish
Convent, Louisiana
Notes to the Financial Statements (Continued)
December 31, 2023

III. DETAILED NOTES ON ALL FUNDS (Continued)

E. LONG-TERM LIABILITIES (Continued)

Conduit Debt

The Industrial District of the Parish has issued Pollution Control Revenue Bonds, Solid Waste Disposal Revenue Bonds, and Industrial Revenue Bonds. Obligations of the industrial districts are payable solely from the income and revenues derived from the industrial districts. These bonds do not constitute a debt or pledge of the full faith and credit of the Parish and accordingly have not been reported in the accompanying financial statements.

As of December 31, 2023, there were twelve series of Pollution Control Revenue Bonds, Solid Waste Disposal Revenue Bonds, or Industrial Revenue Bonds outstanding. The aggregate principal amount payable for the series could not be determined; however, the original issue amounts totaled \$1,030,140,000.

F. RESTRICTED ASSETS

Restricted assets as of December 31, 2023, consist of the following:

<u>Restricted Assets</u>	<u>Amount</u>	<u>Purpose</u>
Cash:		
General Fund	\$ 1,732,570	Enterprise zone rebates
St. James Parish Gas & Water Distribution	112,955	Customer deposits
Investments:		
Courthouse, Jail, and Public Buildings Maintenance Fund	183,678	Building maintenance
St. James Parish Gas & Water Distribution	2,690,220	Customer deposits and water plant upgrades (ARP)
Total Restricted Assets	<u>\$ 4,719,423</u>	

IV. OTHER INFORMATION

A. RISK MANAGEMENT

The Parish is exposed to various risks of loss related to torts; theft of, damage to, and destruction of assets; errors and omissions; injuries to employees; and natural disasters for which the Parish carries commercial insurance including: general and auto liability, errors and omissions, professional liability, law enforcement liability, workers compensation, and various property policies.

The Parish is exposed to various risks of loss related to employee health and medical claims for the employees of the Parish. The Parish established a Group Hospitalization Claims Clearing Fund (an internal service fund) to account for and finance its uninsured risks of loss. As of December 31, 2023, the Group Hospitalization Claims Clearing Fund provides coverage for up to a maximum of \$100,000 for each employee's health claims. The insurance policy will also pay aggregate claims in excess of \$3,009,718 for the policy period ending June 30, 2024. Once the aggregate claims have exceeded the aggregate amount for the policy period, the insurance policy will pay these excess claims. The maximum to be paid on these aggregate claims by the insurance company is \$1,000,000. The Parish purchases insurance for claims in excess of coverage provided by the Fund.

All funds of the Parish participate in the program and make payments to the Group Hospitalization Claims Clearing Fund based on estimates of the amounts needed to pay prior and current year claims.

St. James Parish
Convent, Louisiana
Notes to the Financial Statements (Continued)
December 31, 2023

IV. OTHER INFORMATION (Continued)

A. RISK MANAGEMENT (Continued)

The claims liability of \$425,000 reported in the Fund at December 31, 2023, is based on the requirements of Section C50 of the GASB Codification of Governmental and Financial Reporting Standards, which requires that a liability for claims be reported if information prior to the issuance of the financial statements indicates that it is probable that a liability has been incurred at the date of the financial statements and the amount of the loss can be reasonably estimated. The result of the process to estimate the claims liability is not an exact amount as it depends on many complex factors, such as inflation, changes in legal doctrines, and damage awards.

Accordingly, claims are reevaluated periodically to consider the effects of inflation, recent claim settlement trends (including frequency and amount of pay-outs), and other economic and social factors. The estimate of the claims liability also includes amounts for incremental claim adjustment expenses related to specific claims and other claim adjustment expenses regardless of whether allocated to specific claims. Changes in the Fund's claims liabilities during the past two years are as follows:

	Year Ended 12/31/23	Year Ended 12/31/22
Unpaid claims, beginning of year	\$ 425,000	\$ 425,000
Incurred claims	2,234,129	2,170,837
Claim payments	(2,234,129)	(2,170,837)
Unpaid claims, end of year	<u>\$ 425,000</u>	<u>\$ 425,000</u>

B. CONTINGENT LIABILITIES

The Parish is a defendant in various lawsuits. Although the outcome of these lawsuits is not presently determinable, in the opinion of legal counsel, the resolution of these matters will not have a material adverse effect on the financial condition of the Parish.

Amounts received or receivable from grant agencies are subject to audit and adjustment by grantor agencies, principally the federal government. Any disallowed claims, including amounts already collected, may constitute a liability of the applicable funds. The amount, if any, of expenditures that may be disallowed by the grantor cannot be determined at this time although the Parish expects such amounts, if any, to be immaterial.

C. DEFINED BENEFIT PENSION PLANS

The Parish is a participating employer in three cost-sharing defined benefit pension plans. These plans are administered by three public employee retirement systems, the Parochial Employees' Retirement System of Louisiana (PERS), the District Attorneys' Retirement System (DARS), and the Registrar of Voters Employees' Retirement System (ROVERS). Article X, Section 29(F) of the Louisiana Constitution of 1974 assigns the authority to establish and amend benefit provisions of these plans to the State Legislature. Each system is administered by a separate board of trustees, and all Systems are component units of the State of Louisiana.

St. James Parish
Convent, Louisiana
Notes to the Financial Statements (Continued)
December 31, 2023

IV. OTHER INFORMATION (Continued)

C. DEFINED BENEFIT PENSION PLANS (Continued)

Each of the Systems issues an annual publicly available financial report that includes financial statements and required supplementary information for the System. These reports may be obtained by writing, calling or downloading the reports as follows:

PERS:
7905 Wrenwood Blvd.
Baton Rouge, LA 70809
(225) 928-1361
www.persla.org

DARS:
1645 Nicholson Drive
Baton Rouge, LA 70802-8143
(225) 267-4824
www.ladars.org

ROVERS:
PO Box 1959
Gonzales, LA 70707
(800) 510-8515
www.larovers.com

Plan Descriptions:

Parochial Employees' Retirement System of Louisiana (PERS)

The Parochial Employees' Retirement System of Louisiana (PERS) is the administrator of a cost-sharing multiple-employer defined benefit pension plan. The System was established and provided by R.S.11:1901 of the Louisiana Revised Statute (LRS). The System provides retirement benefits to employees of taxing districts of a parish or any branch or section of a parish within the State which does not have their own retirement system and which elects to become members of the System. The System is composed of two distinct plans, Plan A and Plan B, with separate assets and benefit provisions. All employees of the Parish are members of Plan A.

District Attorneys' Retirement System (DARS)

The District Attorneys' Retirement System (DARS), State of Louisiana, is the administrator of a cost-sharing multiple employer defined benefit pension plan. The System was established on the first day of August, 1956 and was placed under the management of the board of trustees for the purpose of providing retirement allowances and other benefits as stated under the provisions of R.S.11, Chapter 3 for district attorneys and their assistants in each parish.

All persons who are district attorneys of the State of Louisiana, assistant district attorneys in any parish of the State of Louisiana, or employed by this retirement system and the Louisiana District Attorneys' Association except for elected or appointed officials who have retired from service under any publicly funded retirement system within the state and who are currently receiving benefits, shall become members as a condition of their employment; provided, however, that in the case of assistant district attorneys, they must be paid an amount not less than the minimum salary specified by the board for assistant district attorneys. The projection of benefit payments in the calculation of the total pension liability includes all benefits to be provided to current active and inactive employees through the System in accordance with the benefit terms and any additional legal agreements to provide benefits that are in force at the measurement date.

Registrar of Voters Employees' Retirement System (ROVERS)

The Registrar of Voters Employees' Retirement System (ROVERS) was established on January 1, 1955, for the purpose of providing retirement allowances and other benefits as stated under the provisions of R.S. Title 11:2032, as amended, for registrars of voters, their deputies and their permanent employees in each parish. The projection of benefit payments in the calculation of the total pension liability includes all benefits to be provided to current active and inactive employees through the System in accordance with the benefit terms and any additional legal agreements to provide benefits that are in force at the measurement date.

St. James Parish
Convent, Louisiana
Notes to the Financial Statements (Continued)
December 31, 2023

IV. OTHER INFORMATION (Continued)

C. DEFINED BENEFIT PENSION PLANS (Continued)

Funding Policy

Article X, Section 29(E)(2)(a) of the Louisiana Constitution of 1974 assigns the Legislature the authority to determine employee contributions. Employer contributions are actuarially determined using statutorily established methods on an annual basis and are constitutionally required to cover the employer's portion of the normal cost and provide for the amortization of the unfunded accrued liability. Employer contributions are adopted by the Legislature annually upon recommendation of the Public Retirement Systems' Actuarial Committee (PRSAC).

Contributions to the plans are required and determined by State statute (which may be amended) and are expressed as a percentage of covered payroll. The contribution rates in effect for the year ended December 31, 2023, for the Government and covered employees were as follows:

	Government	Employees
Parochial Employees' Retirement System of Louisiana:		
Plan A	11.50%	9.50%
District Attorneys' Retirement System	12.00%	8.00%
Registrar of Voters Employees' Retirement System	18.00%	7.00%

The contributions made to the Systems for the past three fiscal years, which equaled the required contributions for each of these years, were as follows:

	December 31,		
	2023	2022	2021
Parochial Employees' Retirement System of Louisiana:			
Plan A	\$ 1,221,926	\$ 1,205,208	\$ 1,204,839
District Attorneys' Retirement System	12,821	11,403	6,640
Registrar of Voters Employees' Retirement System	5,446	5,451	5,147

Pension Liabilities, Pension Expense, and Deferred Outflows of Resources and Deferred Inflows of Resources Related to Pensions

The following schedule lists the Government's proportionate share of the Net Pension Liability allocated by each of the pension plans based on measurement dates of December 31, 2022, for PERS Plan A, and June 30, 2023, for DARS and ROVERS. The Government uses these measurements to record its Net Pension Liability and associated amounts as of December 31, 2023, in accordance with GASB Statement 68. The schedule also includes the proportionate share allocation rate used at December 31, 2022, along with the change compared to the December 31, 2021, rate for PERS Plan A, and at June 30, 2023, along with the change compared to the June 30, 2022, rate for DARS and ROVERS. The Government's proportion of the Net Pension Liability was based on the Agency's contributions to the pension plan relative to the contributions of all participating employers.

St. James Parish
Convent, Louisiana
Notes to the Financial Statements (Continued)
December 31, 2023

IV. OTHER INFORMATION (Continued)

C. DEFINED BENEFIT PENSION PLANS (Continued)

Pension Liabilities, Pension Expense, and Deferred Outflows of Resources and Deferred Inflows of Resources Related to Pensions (Continued)

	Net Pension Liability at Measurement Date	Rate at Measurement Date	Increase (Decrease) to Prior Year Measurement Date
Governmental Activities:			
Parochial Employees' Retirement System of Louisiana:			
Plan A	\$ 5,032,587	1.545191%	0.074860%
District Attorneys' Retirement System	154,243	0.179864%	-0.006540%
Registrar of Voters Employees' Retirement System	39,363	0.207120%	0.000590%
	<u>\$ 5,226,193</u>		

Business-type Activities:

Parochial Employees' Retirement System of Louisiana:			
Plan A	<u>\$ 914,529</u>	1.545191%	0.074860%

The following schedule lists each pension plan's recognized pension expense plus employer's amortization of change in proportionate share and differences between employer contributions and proportionate share of contributions by the Parish for the year ended December 31, 2023:

	<u>Pension Expense</u>
Parochial Employees' Retirement System of Louisiana:	
Plan A	\$ 2,555,667
District Attorneys' Retirement System	58,939
Registrar of Voters Employees' Retirement System	10,185
	<u>\$ 2,624,791</u>

At December 31, 2023, the Parish reported deferred outflows of resources and deferred inflows of resources related to pensions from the following sources:

	PERSLA		Other Plans	
	Deferred Outflows of Resources	Deferred Inflows of Resources	Deferred Outflows of Resources	Deferred Inflows of Resources
Differences between expected and actual experience	\$ 219,879	\$ (655,227)	\$ 11,233	\$ (6,864)
Changes of assumptions	189,795	-	26,053	-
Net difference between projected and actual earnings on pension plan investments	6,278,247	-	26,881	-
Changes in proportion and differences between Employer contributions and proportionate share of contributions	69,192	(52,447)	22,549	(5,095)
Employer contributions subsequent to the measurement date	1,221,926	-	9,888	-
Total	<u>\$ 7,979,039</u>	<u>\$ (707,674)</u>	<u>\$ 96,604</u>	<u>\$ (11,959)</u>

St. James Parish
Convent, Louisiana
Notes to the Financial Statements (Continued)
December 31, 2023

IV. OTHER INFORMATION (Continued)

C. DEFINED BENEFIT PENSION PLANS (Continued)

Pension Liabilities, Pension Expense, and Deferred Outflows of Resources and Deferred Inflows of Resources Related to Pensions (Continued)

Summary totals of deferred outflows of resources and deferred inflows of resources by pension plan:

	<u>Deferred Outflows of Resources</u>	<u>Deferred Inflows of Resources</u>
Parochial Employees' Retirement System of Louisiana:		
Plan A	\$ 7,979,039	\$ (707,674)
District Attorneys' Retirement System	78,745	(9,166)
Registrar of Voters Employees' Retirement System	17,859	(2,793)
	<u>\$ 8,075,643</u>	<u>\$ (719,633)</u>

The Parish reported a total of \$1,231,814 as a deferred outflow of resources related to pension contributions made subsequent to each plan's respective measurement period which will be recognized as a reduction in net pension liability in the year ended December 31, 2024. The following schedule lists the pension contributions made subsequent to the measurement period for each pension plan:

	<u>Subsequent Contributions</u>
Parochial Employees' Retirement System of Louisiana:	
Plan A	\$ 1,221,926
District Attorneys' Retirement System	7,168
Registrar of Voters Employees' Retirement System	2,720
	<u>\$ 1,231,814</u>

Other amounts reported as deferred outflows of resources and deferred inflows of resources related to pensions will be recognized as an increase (decrease) in pension expense as follows:

<u>Year</u>	<u>PERS A</u>	<u>DARS</u>	<u>ROVERS</u>	<u>Total</u>
2024	\$ 216,159	\$ 22,305	\$ 2,939	\$ 241,403
2025	1,030,030	19,817	1,857	1,051,704
2026	1,988,741	28,332	9,018	2,026,091
2027	2,814,509	(8,043)	(1,468)	2,804,998
	<u>\$ 6,049,439</u>	<u>\$ 62,411</u>	<u>\$ 12,346</u>	<u>\$ 6,124,196</u>

St. James Parish
Convent, Louisiana
Notes to the Financial Statements (Continued)
December 31, 2023

IV. OTHER INFORMATION (Continued)

C. DEFINED BENEFIT PENSION PLANS (Continued)

Actuarial Assumptions

A summary of the actuarial methods and assumptions used in determining the total pension liability for each pension plan as of December 31, 2022, for PERS and June 30, 2023, for both DARS and ROVERS is as follows:

	PERS	DARS	ROVERS
Valuation Date	December 31, 2022	June 30, 2023	June 30, 2023
Actuarial Cost Method	Plan A - Entry Age Normal Cost Plan B - Entry Age Normal Cost	Entry Age Normal Cost	Entry Age Normal Cost
Actuarial Assumptions:			
Expected Remaining			
Service Lives	4 years	5 years	5 years
Investment Rate of Return	6.40% net of investment expenses	6.10% net of investment expenses	6.25% net of investment expenses
Inflation Rate	2.30% per annum	2.20% per annum	2.30% per annum
Mortality	Pub-2010 Public Retirement Plans Mortality Table for Health Retirees multiplied by 130% for males and 125% for females using MP2018 scale for annuitant and beneficiary mortality. For employees, the Pub-2010 Public Retirement Plans Mortality Table for General Employees multiplied by 130% for males and 125% for females using MP2018 scale. Pub-2010 Public Retirement Plans Mortality Table for General Disabled Retirees multiplied by 130% for males and 125% for females using MP2018 scale for disabled annuitants.	Pub-2010 Public Retirement Plans Mortality Table for General Above-Median Employees multiplied by 115% for males and females for current employees, each with full generational projection using the MP2019 scale. Pub-2010 Public Retirement Plans Mortality Table for General Above-Median Healthy Retirees multiplied by 115% for males and females for annuitants and beneficiaries, each with full generational projection using the MP2019 scale. Pub2010 Public Retirement Plans Mortality Table for General Disabled Retirees multiplied by 115% for males and females for disabled retirees, each with full generational projections using the MP2019 scale.	RP-2010 Public Retirement Plans Mortality Table for general employees multiplied by 120% for males and 120% for females each with full generational projection using the appropriate MP-2019 improvement scale - Employees, Annuitant and Beneficiaries. RP-2010 Public Retirement Plans Mortality Table for general disabled retirees multiplied by 120% for males and 120% for females each with full generational projection using the appropriate MP-2019 improvement scale - Disabled Annuitants.
Salary Increases	4.75% - Plan A , 4.25% - Plan B	5.00% (2.2% Inflation, 2.8% Merit)	5.25%
Cost of Living Adjustments	The present value of future retirement benefits is based on benefits currently being paid by the System and includes previously granted cost of living increases. The present values do not include provisions for potential future increases not yet authorized by the Board of Trustees.	Only those previously granted.	The present value of future retirement benefits is based on benefits currently being paid by the System and includes previously granted cost of living increases. The present values do not include provisions for potential future increases not yet authorized by the Board of Trustees as they were deemed not to be substantively automatic.

IV. OTHER INFORMATION (Continued)

C. DEFINED BENEFIT PENSION PLANS (Continued)

Actuarial Assumptions (Continued)

The following schedule list the methods used by each of the retirement systems in determining the long term rate of return on pension plan investments:

PERS	DARS	ROVERS
The long-term expected rate of return on pension plan investments was determined using a triangulation method which integrated the capital asset pricing model (top-down), a treasury yield curve approach (bottom-up) and an equity building-block model (bottom-up). Risk returns and correlations are projected on a forward looking basis in equilibrium, in which best estimates of expected future real rates of return (expected returns, net of pension plan investment expense and inflation) are developed for each major asset class. These rates are combined to produce the long-term expected rate of return by weighting the expected future real rates of return by the target asset allocation percentage and by adding expected inflation of 2.10% and an adjustment for the effect of rebalancing/diversification. The resulting expected long-term rate of return is 7.70% for the year ended December 31, 2022.	The long-term expected rate of return on pension plan investments was determined using a building-block method in which best-estimate ranges of expected future real rates of return (expected returns, net of pension plan investment expense and inflation) are developed for each major asset class. These ranges are combined to produce the long-term expected rate of return by weighting the expected future real rates of return by the target asset allocation percentage and by adding expected inflation. The resulting long-term rate of return is 7.70% for the year ended June 30, 2023.	The long-term expected rate of return on pension plan investments was determined using a building-block method in which best-estimate ranges of expected future real rates of return (expected returns, net of pension plan investment expense, and inflation) are developed for each major asset class. These ranges are combined to produce the long-term expected rate of return by weighting the expected future real rates of return by the target asset allocation percentage and by adding expected inflation. The resulting long-term rate of return is 8.37% for the year ended June 30, 2023.

St. James Parish
Convent, Louisiana
Notes to the Financial Statements (Continued)
December 31, 2023

IV. OTHER INFORMATION (Continued)

C. DEFINED BENEFIT PENSION PLANS (Continued)

Actuarial Assumptions (Continued)

The following table provides a summary of the best estimates of arithmetic/geometric real rates of return for each major asset class included in each of the Retirement Systems target asset allocations as of December 31, 2022, for PERS and as of June 30, 2023, for both DARS and ROVERS:

Asset Class	Target Allocation			Long-Term Expected Real Rate of Return		
	PERS	DARS	ROVERS	PERS	DARS	ROVERS
Equities	51.00%	50.11%	57.50%	3.58%	10.66%	4.51%
Fixed income	33.00%	32.82%	32.50%	1.17%	3.81%	0.91%
Alternatives	14.00%	16.90%	-	0.73%	6.50%	-
Real assets	2.00%	-	10.00%	0.12%	-	0.45%
Cash	-	0.20%	-	-	2.31%	-
Total	<u>100%</u>	<u>100%</u>	<u>100%</u>	<u>5.60%</u>	<u>5.02%</u>	<u>5.87%</u>
Inflation				<u>2.10%</u>	<u>2.68%</u>	<u>2.50%</u>
Expected Arithmetic Nominal Return				<u>7.70%</u>	<u>7.70%</u>	<u>8.37%</u>

Discount Rate

The projection of cash flows used to determine the discount rate assumed that plan member contributions will be made at the current contribution rate and that sponsor contributions will be made at rates equal to the difference between actuarially determined contribution rates and the member rate. Based on those assumptions, each of the pension plan's fiduciary net position was projected to be available to make all projected future benefit payments of current plan members. Therefore, the long-term expected rate of return on pension plan investments was applied to all periods of projected benefit payments to determine the total pension liability. The discount rate used to measure the total pension liability for PERS was 6.40% for the year ended December 31, 2022. The discount rate used to measure the total pension liability for DARS and ROVERS was 6.10% and 6.25%, respectively for the year ended June 30, 2023.

St. James Parish
Convent, Louisiana
Notes to the Financial Statements (Continued)
December 31, 2023

IV. OTHER INFORMATION (Continued)

C. DEFINED BENEFIT PENSION PLANS (Continued)

Sensitivity of the Employer's Proportionate Share of the Net Pension Liability (Asset) to Changes in the Discount Rate

The following table presents the Government's proportionate share of the Net Pension (NP) Liability (Asset) using the discount rate of each Retirement System as well as what the Government's proportionate share of the NP Liability (Asset) would be if it were calculated using a discount rate that is one percentage-point lower or one percentage-point higher than the current rate used by each of the Retirement Systems:

	<u>1.0% Decrease</u>	<u>Current Discount Rate</u>	<u>1.0% Increase</u>
PERS A			
Rates	5.40%	6.40%	7.40%
Parish's Share of NP Liability (Asset)	\$ 14,707,420	\$ 5,947,116	\$ (1,397,275)
DARS			
Rates	5.10%	6.10%	7.10%
Parish's Share of NP Liability (Asset)	\$ 288,253	\$ 154,243	\$ 41,819
ROVERS			
Rates	5.25%	6.25%	7.25%
Parish's Share of NP Liability (Asset)	\$ 71,613	\$ 39,363	\$ 11,953

Payables to the Pension Plan

The Parish recorded accrued liabilities to each of the Retirement Systems for the year ended December 31, 2023 mainly due to the accrual for payroll at the end of each of the fiscal years. The amounts due are included in liabilities under the amounts reported as accounts, salaries and benefits. The balance due to each for the retirement systems at December 31 is as follows:

	<u>2023</u>
Governmental Activities:	
Parochial Employees' Retirement System of Louisiana:	
Plan A	\$ 443,673
District Attorneys' Retirement System	1,997
Registrar of Voters Employees' Retirement System	<u>575</u>
	<u>\$ 446,245</u>
Business-type Activities:	
Parochial Employees' Retirement System of Louisiana:	
Plan A	<u>\$ 69,901</u>

St. James Parish
Convent, Louisiana
Notes to the Financial Statements (Continued)
December 31, 2023

IV. OTHER INFORMATION (Continued)

D. DEFERRED COMPENSATION PLAN

The Parish offers its employees a deferred compensation plan created in accordance with Internal Revenue Code Section 457. The plan, available to all Parish employees, permits them to defer a portion of their salary until future years. The deferred compensation is not available to employees until termination, retirement, or unforeseeable emergency.

Effective January 3, 2000, all permanent, full-time employees of the Parish are eligible to participate in the voluntary matching deferred compensation program offered by the Parish. The program provides a yearly matching contribution, based on the employee's length of service. The maximum yearly matching contribution by the Parish is \$2,000 per employee. The Parish's contribution to the plan for the year ended December 31, 2023, was \$165,328.

E. POSTEMPLOYMENT HEALTH CARE BENEFITS (OPEB)

General Information about the OPEB Plan

Plan Description - The Parish provides certain continuing health care benefits for its retired employees. The Parish's OPEB Plan is a single-employer defined benefit OPEB plan administered by the Parish. The authority to establish and/or amend the obligation of the employer, employees and retirees rests with the Parish. No assets are accumulated in a trust that meets the criteria in Government Accounting Standards Board Codification Section P52 *Postemployment Benefits Other Than Pensions – Reporting for Benefits Not Provided Through Trusts That Meet Specified Criteria – Defined Benefit*.

Benefits Provided - Medical/dental benefits are provided through a self-insured comprehensive health benefit program. Full details are contained in the official plan documents. Medical benefits are provided to employees upon retirement according to the retirement eligibility provisions as follows: 30 years of service at any age; age 55 and 25 years of service; age 60 and 10 years of service; or, age 65 and 7 years of service. Employees hired on or after January 1, 2007, have the following retirement eligibility provisions: 30 years of service at any age; age 62 and 10 years of service; or age 67 and 7 years of service.

Employees covered by benefit terms – At December 31, 2023, the following employees were covered by the benefit terms:

Inactive employees or beneficiaries currently receiving benefit payments	34
Inactive employees entitled to but not yet receiving benefit payments	-
Active employees	<u>203</u>
	<u>237</u>

St. James Parish
Convent, Louisiana
Notes to the Financial Statements (Continued)
December 31, 2023

IV. OTHER INFORMATION (Continued)

E. POSTEMPLOYMENT HEALTH CARE BENEFITS (OPEB) (Continued)

Total OPEB Liability

The Parish's total OPEB liability of \$12,212,758 was measured as of December 31, 2023, and was determined by an actuarial valuation as of that date.

Actuarial Assumptions and other inputs – The total OPEB liability in the December 31, 2023, actuarial valuation was determined using the following actuarial assumptions and other inputs and then were applied to all periods included in the measurement, unless otherwise specified:

Inflation	2.5%
Salary increases	4.0%, including inflation
Discount rate	3.72% annually (beginning of year to determine ADC)
	3.26% annually (as of end of year measurement date)
Healthcare cost trend rates	5.50% annually

The discount rate was based on the Bond Buyers' 20 Year General Obligation municipal bond index as of December 31, 2023, the end of the applicable measurement period.

Mortality rates were based on the SOA RP-2014 Table Employee/Healthy Annuitant without projection.

The actuarial assumptions used in the January 1, 2022, valuation were based on the results of ongoing evaluations of the assumptions from January 1, 2009, to December 31, 2023.

Changes in the Total OPEB Liability

Balance at December 31, 2022	<u>\$ 10,890,705</u>
Changes for the year:	
Service cost	228,320
Interest	397,963
Differences between expected and actual experience	256,293
Changes in assumptions	825,008
Benefit payments and net transfers	<u>(385,531)</u>
Net changes	<u>1,322,053</u>
Balance at December 31, 2023	<u><u>\$ 12,212,758</u></u>

Benefit payments due within one year are estimated to be approximately \$445,000 for governmental activities and \$55,000 for business-type activities of the primary government.

St. James Parish
Convent, Louisiana
Notes to the Financial Statements (Continued)
December 31, 2023

IV. OTHER INFORMATION (Continued)

E. POSTEMPLOYMENT HEALTH CARE BENEFITS (OPEB) (Continued)

Changes in the Total OPEB Liability (continued)

Sensitivity of the total OPEB liability to changes in the discount rate – The following presents the total OPEB liability of the Parish, as well as what the Parish's total OPEB liability would be if it were calculated using a discount rate that is 1-percentage-point lower (2.26%) or 1-percentage-point higher (4.26%) than the current discount rate:

	1.0% Decrease (2.26%)	Current Discount Rate (3.26%)	1.0% Increase (4.26%)
<u>Total OPEB liability</u>	<u>\$ 14,759,769</u>	<u>\$ 12,212,758</u>	<u>\$ 10,246,794</u>

Sensitivity of the total OPEB liability to changes in the healthcare cost trend rates – The following presents the total OPEB liability of the Parish, as well as what the Parish's total OPEB liability would be if it were calculated using healthcare cost trend rates that are 1-percentage-point lower (4.5%) or 1-percentage-point higher (6.5%) than the current healthcare trend rates:

	1.0% Decrease (4.5%)	Current Trend (5.5%)	1.0% Increase (6.5%)
<u>Total OPEB liability</u>	<u>\$ 10,494,092</u>	<u>\$ 12,212,758</u>	<u>\$ 14,459,605</u>

OPEB Expense and Deferred Outflows of Resources and Deferred Inflows of Resources Related to OPEB

For the year ended December 31, 2023, the Parish recognized OPEB expense of \$795,538. At December 31, 2023, the Parish reported deferred outflows of resources and deferred inflows of resources related to OPEB from the following sources:

	Deferred Outflows of Resources	Deferred Inflows of Resources
Differences between expected and actual experience	\$ 725,100	\$ (808,191)
Changes in assumptions	1,910,722	(867,925)
Total	<u>\$ 2,635,822</u>	<u>\$ (1,676,116)</u>

Amounts reported as deferred outflows of resources and deferred inflows of resources related to OPEB will be recognized in OPEB expense as follows:

Years Ending December 31:	
2024	\$ 169,256
2025	174,887
2026	1,788
2027	372,528
2028	156,269
Thereafter	84,978
	<u>\$ 959,706</u>

IV. OTHER INFORMATION (Continued)

F. PROPERTY TAX ABATEMENT

The local government is subject to certain property tax abatements granted by the Louisiana State Board of Commerce and Industry (the "State Board"), a state entity governed by board members representing major economic groups and gubernatorial appointees. Abatements to which the government may be subject include those issued for property taxes under the Industrial Tax Exemption Program ("ITEP") and the Restoration Tax Abatement Program ("RTAP"). In addition, the local government has the authority to grant sales tax rebates to taxpayers pursuant to the Enterprise Zone Tax Rebate Program ("EZ Program"). For the year ending December 31, 2023, the government participated in the Industrial Tax Exemption Program and the Enterprise Zone Tax Rebate Program.

Under the ITEP, as authorized by *Article 7, Section 21(F) of the Louisiana Constitution and Executive Order Number JBE 2016-73*, companies that qualify as manufacturers can apply to the State Board for a property tax exemption on all new property, as defined, used in the manufacturing process. Under the ITEP, companies are required to promise to expand or build manufacturing facilities in Louisiana, with a minimum investment of \$5 million. The exemptions are granted for a 5-year term and are renewable for an additional 5-year term upon approval by the State Board. In the case of the local government, these state-granted abatements have resulted in reductions of property taxes, which the tax assessor administers as a temporary reduction in the assessed value of the property involved. The abatement agreements stipulate a percentage reduction of property taxes, which can be as much as 100 percent. The local government may recapture abated taxes if a company fails to expand facilities or otherwise fails to fulfill its commitments under the agreement.

Under the EZ Program, as authorized by Louisiana Revised Statute 51:1787, companies can apply for a state or local sales tax refund on eligible spending related to a project that creates a minimum number of permanent full-time jobs within certain specified geographic areas or certain targeted groups. To qualify, a company must either create a minimum of 5 net new full-time jobs within 24 months of the project start date or increase their current nationwide workforce by 10% within the first 12 months. These new employees must be from one of four targeted groups: i) residents living within certain geographic areas; ii) people receiving an approved form of public assistance; iii) people lacking basic skills – a person performing below a ninth grade proficiency in reading, writing and math; or iv) people unemployable by traditional standards. The company must certify that their new employees fall into one of the four targeted groups. Companies accepted into the EZ Program must document the sales taxes paid on qualifying purchases during the project. Upon completion of the project, the company must submit a request to receive a rebate of those sales taxes paid on qualifying purchases. The local government is authorized to establish the percent of the sales tax subject to the rebate. A local government is strictly prohibited from rebating any sales tax that is dedicated to the repayment of bonded indebtedness or dedicated to schools.

Taxes abated for the fiscal year ended December 31, 2023, were as follows:

Tax Abatement/Refund Program	Approximate Amount of Taxes Abated During the Fiscal Year
Industrial Tax Exemption Program	\$ 14,100,000
Enterprise Zone Tax Rebate Program	180,000

IV. OTHER INFORMATION (Continued)

G. HURRICANE IDA

On August 29, 2021, Hurricane Ida made landfall on the Louisiana coast near Port Fourchon as a Category 4 hurricane. This caused extensive damage through southeast Louisiana. As a result, the Parish experienced significant damage amounting to over \$10 million. Property insurance maintained by the Parish covered more than \$2 million of the total damage costs. The Parish retains responsibility for the remaining \$8 million. The Parish intends to seek reimbursement for this amount from Federal Emergency Management Agency's (FEMA) Disaster Public Assistance Grant at a rate of 100% of eligible costs incurred during the first 45 days after Ida's landfall and at a rate of 90% of eligible costs incurred after the first 45 days. Of the \$8 million anticipated, the Parish has recovered over \$6.2 million from FEMA as of December 31, 2023.

H. EQUILON ENTERPRISES, LLC

Equilon Enterprises, LLC, the Parish's largest property and sales tax paying entity, decommissioned its oil refinery in Convent, Louisiana during 2021. The closure had widespread impact that affected 700 refinery employees, 400 contract workers, and many support businesses. However, due to the Parish's access to the Mississippi River, it is anticipated that any tax losses will be remedied by new business seeking to build along the river.

I. SUBSEQUENT EVENTS

On June 18, 2024, the Parish Council authorized the issuance of \$6,500,000 in revenue bonds for the purpose of constructing and furnishing a new senior citizen center. Interest on the Bonds accrues at 6 percent per annum and the Bonds mature 15 years from the date of issuance. The Bonds are secured by proceeds of the Parish's 3.91 mills ad valorem tax and one-fourth of the one percent (1/4%) sales and use tax.

J. SELECTED DISCLOSURES FOR DISCRETELY PRESENTED COMPONENT UNITS

Financial reporting standards require footnote disclosures on discretely presented component units considering both the units' significance relative to the total discretely component units and the nature and significance of the units' relationship to the primary government (the Parish). As such, the following disclosures are presented:

1. St. James Parish Hospital

Deposits

State law requires collateralization of all deposits with federal depository insurance and other acceptable collateral in specific amounts. The Hospital's deposit policy for custodial credit risk requires compliance with the provisions of state law, which are to be insured or collateralized by U.S. government securities held by the pledging financial institution's trust department in the name of the Hospital.

Custodial Credit Risk - Custodial credit risk for deposits is the risk that in the event of a bank failure, the Hospital's deposits may not be returned to them. As of March 31, 2023, \$10,202,401 of the Hospital's bank balance totaling \$10,702,401 was exposed to custodial credit risk. At each institution, \$250,000 of deposits was secured by federal deposit insurance coverage, which was not exposed to custodial credit risk. The remaining deposits, which were exposed to custodial credit risk, were secured by the pledge of securities owned by the fiscal agent bank.

Investments

The Hospital's investments generally are reported at fair value. The Hospital categorizes its fair value measurements within the fair value hierarchy established by generally accepted accounting principles. The hierarchy is based on valuation inputs used to measure the fair value of the asset. Level 1 inputs are quoted prices in active markets for identical assets; Level 2 inputs are significant other observable inputs; Level 3 inputs are significant unobservable inputs.

St. James Parish
Convent, Louisiana
Notes to the Financial Statements (Continued)
December 31, 2023

IV. OTHER INFORMATION (Continued)

J. SELECTED DISCLOSURES FOR DISCRETELY PRESENTED COMPONENT UNITS (Continued)

1. St. James Parish Hospital (Continued)

Investments (continued)

The Hospital had the following recurring fair value measurements as of March 31, 2023.

Investments by Fair Value Level	3/31/2023	Level 1	Level 2	Level 3
U.S Agencies	\$ 12,472,453	\$ 942,170	\$ 11,530,283	\$ -
Total	\$ 12,472,453	\$ 942,170	\$ 11,530,283	\$ -

The Hospital had the following investment maturities as of March 31, 2023.

Investment Type	Carrying Amount	Investment Maturities (in Years)			
		Less than 1	1-5	6-10	More than 10
U.S Agencies	\$ 12,472,453	\$ 5,837,857	\$ 6,634,596	\$ -	\$ -
Total	\$ 12,472,453	\$ 5,837,857	\$ 6,634,596	\$ -	\$ -

Interest Rate Risk – The Hospital's investment policy does not limit investment maturities as a means of managing its exposure to fair value losses arising from changing interest rates.

Credit Risk – The Hospital's investment policy, in compliance with Louisiana Revised Statute 33:2955, allows the Hospital to invest in United States Treasuries, United States Agency securities, and certificates of deposit. As of March 31, 2023, the Hospital's investment in U.S. Agencies were rated Aaa by Moody's Investors Service and AA+ by Standard & Poor's.

Concentration of Credit Risk – The Hospital's investment policy does not limit the amount the Hospital may invest in any one issuer. More than 5 percent of the Hospital's investments are in the Federal Credit Bank, the Federal Home Loan Bank, the Federal Home Loan Mortgage Corporation, and the Federal National Mortgage Association. These investments are 10 percent, 65 percent, 11 percent, and 13 percent of total investments, respectively as of March 31, 2023.

Patient Accounts Receivable

Patient accounts receivable for the Hospital at March 31, 2023, consist of the following:

Gross patient receivables	\$ 8,821,880
Less: allowance for contractual adjustments and doubtful accounts	(5,088,304)
Net patient receivables	\$ 3,733,576

Restricted Assets and Internally Designated Assets

The amounts reported as restricted assets for St. James Parish Hospital are comprised of cash held by the trustee bank for debt service on behalf of the Hospital related to their required long-term debt. In addition, internally designated funds for capital acquisitions are set aside under the control of the Board of Commissioners who may, at its discretion, use these funds for other purposes.

St. James Parish
Convent, Louisiana
Notes to the Financial Statements (Continued)
December 31, 2023

IV. OTHER INFORMATION (Continued)

J. SELECTED DISCLOSURES FOR DISCRETELY PRESENTED COMPONENT UNITS (Continued)

1. St. James Parish Hospital (Continued)

Restricted Assets and Internally Designated Assets (continued)

The restricted assets and internally designated assets, which consist of cash, certificates of deposits, and U.S. Agencies, as of March 31, 2023, are as follows:

Held by trustee for debt service	
Sinking fund	\$ 52,042
Reserve fund-rural development	1,159,394
Contingency fund	893,555
Rural development transfer account	68,072
Internally designated for capital acquisitions	<u>12,472,453</u>
Total restricted assets and internally designated assets	<u>\$ 14,645,516</u>

Capital Assets

Activity for St. James Parish Hospital for the year ended March 31, 2023, was as follows:

	March 31, 2022	Additions	Disposals	March 31, 2023
Capital assets not being depreciated:				
Land	\$ 1,480,915	\$ 96,402	\$ (50,776)	\$ 1,526,541
Construction in progress	<u>112,484</u>	<u>1,139,823</u>	<u>(1,057,407)</u>	<u>194,900</u>
Total capital assets not being depreciated	<u>1,593,399</u>	<u>1,236,225</u>	<u>(1,108,183)</u>	<u>1,721,441</u>
Capital assets being depreciated:				
Building and improvements	29,433,318	779,046	-	30,212,364
Equipment	<u>15,455,438</u>	<u>287,571</u>	<u>(17,861)</u>	<u>15,725,148</u>
Total capital assets being depreciated	<u>44,888,756</u>	<u>1,066,617</u>	<u>(17,861)</u>	<u>45,937,512</u>
Less: Total accumulated depreciation	<u>(23,111,334)</u>	<u>(2,222,307)</u>	<u>17,861</u>	<u>(25,315,780)</u>
Total capital assets being depreciated, net	<u>21,777,422</u>	<u>(1,155,690)</u>	<u>-</u>	<u>20,621,732</u>
Business-type activities capital assets, net	<u>\$ 23,370,821</u>	<u>\$ 80,535</u>	<u>\$ (1,108,183)</u>	<u>\$ 22,343,173</u>

For the year ended March 31, 2023, depreciation expense was \$2,222,307.

At March 31, 2023, the Hospital had various commitments totaling approximately \$1,789,000. These commitments related to chiller and roof repairs.

St. James Parish
Convent, Louisiana
Notes to the Financial Statements (Continued)
December 31, 2023

IV. OTHER INFORMATION (Continued)

J. SELECTED DISCLOSURES FOR DISCRETELY PRESENTED COMPONENT UNITS (Continued)

1. St. James Parish Hospital (Continued)

Long-Term Liabilities

Long-term liability activity for St. James Parish Hospital for the year ended March 31, 2023, was as follows:

	Balance March 31, 2022	Additions	Retirements	Balance March 31, 2023	Due Within One Year
Revenue Bonds					
Series 2008 R-1	\$ 6,227,288	\$ -	\$ (133,747)	\$ 6,093,541	\$ 139,848
Series 2014	4,040,752	-	(505,072)	3,535,680	520,902
Note Payable	2,345,256	-	(426,357)	1,918,899	426,421
Total Debt	<u>\$ 12,613,296</u>	<u>\$ -</u>	<u>\$ (1,065,176)</u>	<u>\$ 11,548,120</u>	<u>\$ 1,087,171</u>

On July 2, 2008, the Hospital issued \$7,600,000 of Revenue Bonds, Series 2008 R-1, as a single, fully-registered bond issue, payable through July 2, 2048, at an interest rate of 4.125%.

On June 4, 2014, the Hospital issued \$7,470,000 of Hospital Revenue Refunding Bonds, Series 2014, as a single, fully-registered bond issue, payable through June 2, 2029, at an interest rate of 3.09% to current refund \$8,185,000 of outstanding 2008 Series A-D bonds with an average interest rate of 7.80%. The proceeds of \$7,470,000, together with internal funds of \$1,856,370 (which includes monies in the existing sinking fund, a call premium, a forward fee, and accrued interest), were used to secure the repayment of the outstanding 2008 Series bonds. As a result, the 2008 Series bonds are considered to be defeased and the liability for those bonds has been removed from the general long-term debt account group.

The current refunding resulted in a difference between the reacquisition price and the net carrying amount of the old debt of \$1,176,708. This difference, reported in the accompanying financial statements as a deferred outflow of resources, is being charged to operations through the year 2030 using the straight-line method. For the year ended March 31, 2023, the deferred amount on refunding totaled \$496,833.

The bonds are collateralized by a pledge of the Hospital Service District's revenue, land, building and improvements, and personal property thereon. Under the terms of the revenue note indenture, the Hospital is required to maintain certain deposits with a trustee. Such deposits are included in restricted and internally designated assets in the statements of net position. These funds are maintained at the Trustee and require monthly funding by the Hospital Service District. The revenue note indenture also requires that the Hospital satisfy certain measures of financial performance as long as the notes are outstanding. The Hospital was in compliance with all covenants of its outstanding bond issues at March 31, 2023.

St. James Parish
Convent, Louisiana
Notes to the Financial Statements (Continued)
December 31, 2023

IV. OTHER INFORMATION (Continued)

J. SELECTED DISCLOSURES FOR DISCRETELY PRESENTED COMPONENT UNITS (Continued)

1. St. James Parish Hospital (Continued)

Long-Term Liabilities (Continued)

Scheduled interest and principal payments on long-term debt at March 31, 2023, are as follows:

_FYE March 31	Note Payable		_Revenue Bonds	
	Principal	Interest	_Principal	_Interest
_2024	\$ 426,421	\$ -	\$ 660,750	\$ 350,581
_2025	426,421	-	682,954	328,376
_2026	426,421	-	705,918	305,412
_2027	426,421	-	729,667	281,663
_2028	213,215	-	754,229	257,102
_ 2029-2033	-	-	1,697,152	1,023,931
_ 2034-2038	-	-	1,148,071	794,489
_ 2039-2043	-	-	1,410,550	532,010
_ 2044-2048	-	-	1,733,039	209,521
_ 2049	-	-	106,891	785
	<u>\$ 1,918,899</u>	<u>\$ -</u>	<u>\$9,629,221</u>	<u>\$ 4,083,870</u>

Information Technology Contract

In 2021, the Hospital entered into a seven-year equipment, software and services agreement with a major information technology vendor. The agreement generally commits the Hospital to the purchase of a variety of information technology products and services from this vendor for a defined payment stream over the term of the contract. The contract included a seven-year zero percent financing agreement for certain equipment, software licenses and supporting fees totaling \$2,558,435, maturing in 2028. Software maintenance expenses associated with the contract of \$594,903 were recognized for the year ended March 31, 2023.

The following table summarizes the future payment commitments by the year under the contract pertaining to fees, subscriptions, and other related services as of March 31, 2023. The Hospital has the ability under the contract to terminate these services on sixty days' written notice, as defined in the contract.

Year ending March 31,	Software Maintenance Obligation
2023	\$ 594,903
2024	594,903
2025	594,903
2026	594,903
2027	594,903
2028-2031	1,487,257
	<u>\$ 4,461,772</u>

IV. OTHER INFORMATION (Continued)

J. SELECTED DISCLOSURES FOR DISCRETELY PRESENTED COMPONENT UNITS (Continued)

1. St. James Parish Hospital (Continued)

Pension Plan

Plan Description

The Hospital is a member of the Parochial Employees' Retirement System of Louisiana ("PERS" or the "System"), a cost-sharing multiple-employer defined benefit pension plan. All full-time, permanent employees working at least 28 hours per week who are paid wholly or in part from the Hospital's funds are eligible to participate in PERS Plan B ("Plan B").

Under PERS Plan B, any member can retire providing he/she meets one of the following:

For employees hired prior to January 1, 2007:

1. Age 55 with thirty (30) years of creditable service
2. Age 60 with a minimum of ten (10) years of creditable service
3. Age 65 with a minimum of seven (7) years of creditable service

For employees hired after January 1, 2007:

1. Age 55 with thirty (30) years of service
2. Age 62 with ten (10) years of service
3. Age 67 with seven (7) years of service

Generally, the monthly amount of the retirement allowance for any member of Plan B shall consist of an amount equal to two (2) percent of the member's final average compensation multiplied by his years of creditable service. However, under certain conditions, as outlined in the statutes, the benefits are limited to specified amounts. The System also provides death and disability benefits. Benefits are established by state statute.

The System issues a publicly available financial report that includes financial statements and required supplementary information.

That report may be obtained by writing to the Parochial Employees' Retirement System, Post Office Box 14619, Baton Rouge, Louisiana 70898-4619, accessed via internet at www.persla.gov, or calling (225) 928-1361.

Contributions

Contributions to Plan B include one-fourth of one percent of the taxes shown to be collectible by the tax rolls of each parish except Orleans and East Baton Rouge parishes. Plan B members are required to contribute 3 percent of their annual covered salary. The Hospital is required to contribute at an actuarially determined rate. The current rate is 7.5 percent of annual covered salary for the year ended March 31, 2023. As provided by LRS 11:103, the employer contributions are determined by actuarial valuation and are subject to change each year based on the results of the valuation of the prior year. The Hospital's contributions to Plan B for the year ended March 31, 2023, were \$836,200.

St. James Parish
Convent, Louisiana
Notes to the Financial Statements (Continued)
December 31, 2023

IV. OTHER INFORMATION (Continued)

J. SELECTED DISCLOSURES FOR DISCRETELY PRESENTED COMPONENT UNITS (Continued)

1. St. James Parish Hospital (Continued)

Pension Plan (Continued)

Net Pension Liability

At March 31, 2023, the Hospital reported a liability of \$2,163,149 for its proportionate share of the net pension liability. The net pension liability was measured as of December 31, 2022, and was determined by actuarial valuation as of that date. The Hospital's proportion of the net pension liability was based on a projection of the Hospital's long-term share of contributions to the pension plan relative to the projected contributions of all municipalities, actuarially determined. At December 31, 2022, the Hospital's proportion was 9.085457%.

For the year ended March 31, 2023, the Hospital recognized pension expense of \$798,664. At March 31, 2023, the Hospital reported deferred outflows of resources and deferred inflows of resources related to its pension from the following sources:

	Deferred Outflows of Resources	Deferred Inflows of Resources
Differences between expected and actual experience	\$ 44,995	\$ 433,949
Net difference between projected and actual earnings on pension plan investments	3,402,188	-
Changes in assumptions	101,977	-
Changes in proportion and differences between Hospital change in proportion	2,392	7,728
Pension contributions subsequent to measurement date	217,044	-
	<u>\$ 3,768,596</u>	<u>\$ 441,677</u>

In the year ended March 31, 2023, \$217,044 reported as deferred outflows of resources related to pensions resulting from the Hospital's contributions subsequent to the measurement date will be recognized as an addition (reduction) of the net pension liability.

Other amounts reported as deferred outflows of resources and deferred inflows of resources related to pensions will be recognized as an expense in pension expense/(benefit) as follows:

Year Ending	Amount
2024	\$ 5,830
2025	482,315
2026	1,119,895
2027	1,501,835
Total	<u>\$ 3,109,875</u>

St. James Parish
Convent, Louisiana
Notes to the Financial Statements (Continued)
December 31, 2023

IV. OTHER INFORMATION (Continued)

J. SELECTED DISCLOSURES FOR DISCRETELY PRESENTED COMPONENT UNITS (Continued)

1. St. James Parish Hospital (Continued)

Pension Plan (Continued)

Actuarial Assumptions

A summary of the actuarial methods and assumptions used in determining the net position liability as of March 31, 2023, is as follows:

Valuation Date	December 31, 2022
Actuarial Cost Method	Entry Age Normal
Investment Return	6.40% (net of Investment Expense including inflation)
Expected Remain Service Life	4 Years
Projected Salary Increase	4.25% (1.95% Merit / 2.30% Inflation)
Cost of Living Adjustments	The present value of future retirement benefits is based on benefits currently being paid by the System and includes previously granted cost of living increases. The present values do not include provisions for potential future increases not yet authorized by the Board of Trustees.
Mortality	PUB--2010 Public Retirement Plans Mortality Table for General Employees selected for employees. Pub-2010 Public Retirement Plans Mortality Table for Healthy Retirees were selected for annuitants and beneficiaries. PUB--2010 Public Retirement Plans Mortality Table for General Disabled Retirees was selected for disabled annuitants.

Best estimates of arithmetic real rates of return for each major asset class included in the System's target asset allocation as of December 31, 2022, are summarized in the following table:

<u>Asset Class</u>	<u>Target Asset Allocation</u>	<u>Long-Term Expected Portfolio Real Rate of Return</u>
Fixed Income	33%	1.17%
Equity	51%	3.58%
Alternatives	14%	0.73%
Real Assets	2%	0.12%
	<u>100%</u>	<u>5.60%</u>
Inflation		2.10%
Expected Arithmetic Normal Return		<u>7.70%</u>

IV. OTHER INFORMATION (Continued)

J. SELECTED DISCLOSURES FOR DISCRETELY PRESENTED COMPONENT UNITS (Continued)

1. St. James Parish Hospital (Continued)

Pension Plan (Continued)

The long-term expected rate of return on pension plan investments was determined using a triangulation method which integrated the CAPM pricing model (top-down), a treasury yield curve approach (bottom-up), and an equity building-block model (bottom-up). Risk return and correlations are projected on a forward looking basis in equilibrium, in which best estimates of expected future real rates of return (expected returns, net of pension plan investment expense and inflation) are developed for each major asset class. These rates are combined to produce the long-term expected rate of return by weighting the expected future real rates of return by the target asset allocation percentage and by adding expected inflation of 2.10% and an adjustment for the effect of rebalancing/diversification. The resulting expected long-term rate of return is 7.70%, for the year ended December 31, 2022.

The discount rate used to measure the total pension liability was 6.40% for Plan B. The projection of cash flows used to determine the discount rate assumed that contributions from plan members will be made at the current contribution rates and that contributions from participating employers and non-employer contributing entities will be made at the actuarially determined contribution rates, which are calculated in accordance with relevant statutes and approved by the Board of Trustees and the Public Retirement System's Actuarial Committee. Based on those assumptions, the System's fiduciary net position was projected to be available to make all projected future benefit payments of current plan members. Therefore, the long-term expected rate of return on pension plan investments was applied to all periods of projected benefit payments to determine the total pension liability.

Sensitivity of the Hospital's Proportionate Share of the Net Pension Asset (Liability) to Changes in the Discount Rate

The following presents the net pension asset (liability) of the Hospital as of March 31, 2023, using the discount rate of 6.40%:

	<u>1% Decrease (5.40%)</u>	<u>Current Discount Rate (6.40%)</u>	<u>1% Increase (7.40%)</u>
Hospital's proportionate share of the net pension asset (liability)	\$ (6,999,592)	\$ (2,163,149)	\$ 1,885,399

Paycheck Protection Program

On August 27, 2021, the Hospital's Paycheck Protection Program Loan was forgiven in the amount of \$2,282,000. The Hospital recognized this as a gain on debt extinguishment and included in nonoperating revenues for the year ended March 31, 2022.

Patient Service Revenue

The Hospital has agreements with third-party payors providing payments to the Hospital at amounts different from the Hospital's established rates. A summary of the payment arrangements with major third-party payors follows:

IV. OTHER INFORMATION (Continued)

J. SELECTED DISCLOSURES FOR DISCRETELY PRESENTED COMPONENT UNITS (Continued)

1. St. James Parish Hospital (Continued)

Patient Service Revenue (Continued)

Medicare – Since obtaining critical access designation, inpatient and outpatient services rendered to Medicare programs beneficiaries are reimbursed under cost reimbursement methodologies. The Hospital is reimbursed by the Medicare fiscal intermediary at a tentative interim rate with final settlement determined with the submission of annual cost reports and audits. The Hospital's Medicare cost reports have been filed with the Medicare fiscal intermediary through March 31, 2023. Desk reviews have been performed on reports issued through March 31, 2021.

Medicaid – Inpatient and outpatient services rendered to Medicaid program beneficiaries are reimbursed under a cost reimbursement methodology. The Hospital is reimbursed at a tentative rate with final settlement determined after submission of annual cost reports by the Hospital and audits thereof by the Medicaid fiscal intermediary. The Hospital's Medicaid cost reports have been filed with the fiscal intermediary through March 31, 2023. A desk review has been performed on Medicaid reports issued through March 31, 2017.

The Hospital has also entered into payment agreements with certain commercial insurance carriers, health management organizations, and preferred provider organizations. The basis for payment to the Hospital under these agreements includes prospectively determined rates per discharge, discounts from established charges, prospectively determined daily rates, and Medicare fee schedules.

The Hospital is located in Lutcher, Louisiana and grants credits without personal collateral to its patients and their insurance companies, most of whom are residents in the area. The mix of patient service revenues as of March 31, 2023, is as follows:

Medicare	13%
Medicare Advantage	32
Medicaid	23
Commercial Providers	30
Self-pay	2
	<u>100%</u>

Insurance Programs

Risk Management

The Hospital is exposed to various risks of loss related to torts; theft of, damage to, and destruction of assets; errors and omissions; injuries to employees; and natural disasters. The Hospital is a member of two separate trust funds established by the Louisiana Hospital Association that encompasses self-insurance of (1) hospital professional liability and comprehensive general liability, and (2) statutory workers' compensation. The Hospital carries commercial insurance for all other risk of loss.

St. James Parish
Convent, Louisiana
Notes to the Financial Statements (Continued)
December 31, 2023

IV. OTHER INFORMATION (Continued)

J. SELECTED DISCLOSURES FOR DISCRETELY PRESENTED COMPONENT UNITS (Continued)

1. St. James Parish Hospital (Continued)

Insurance Programs (Continued)

Risk Management (Continued)

The trust funds for professional liability/comprehensive general liability and statutory workers' compensation are pooling arrangements whereby there is a sharing of risk among the participants of the trust funds. The Hospital reports its premiums as insurance expenditures and expenses these premiums over the pro rata periods involved.

The Hospital is self-insured for its employees' health claims. The Hospital has commercial insurance that provides coverage for claims in excess of certain self-insured limits. The Hospital accrued approximately \$183,000 at March 31, 2023.

The following table summarized the changes to the self-insured liability:

Year ended March 31,	Beginning of fiscal year liability	Current year claims and change in estimate	Claims paid	Balance at fiscal year end
2023	\$ 623,893	\$ 2,423,785	\$(2,864,245)	\$ 183,433



**REQUIRED SUPPLEMENTARY INFORMATION OTHER
THAN MANAGEMENT'S DISCUSSION AND ANALYSIS**



MAJOR GOVERNMENTAL FUNDS

General Fund

The General Fund is the principal fund of the Parish and is used to account for resources traditionally associated with government which are not required legally or by sound financial management to be accounted for in another fund.

Courthouse, Jail, and Public Buildings Maintenance Fund

The Courthouse, Jail, and Public Buildings Maintenance Fund accounts for the operation and maintenance of the public buildings in the Parish. Financing is provided by property taxes and state revenue sharing.

Parishwide Road Improvement Fund

The Parishwide Road Improvement Fund accounts for parishwide road improvements which includes the construction of new roads and bridges. This fund is supported by transfers from the Road and Bridge Maintenance Fund.

Public Safety Trust Fund

The Public Safety Trust Fund provides funds to assist in paying for the cost of providing ambulance services to the residents of the parish. Financing is provided by property taxes.

St. James Volunteer Fire Districts Fund

The St. James Volunteer Fire Districts Fund accounts for the payment of expenditures and capital outlays for the stations that fall under its jurisdiction. Financing is provided by a property tax and emergency telephone service charges.

St. James Parish Government
Convent, Louisiana
General Fund
Schedule of Revenues, Expenditures, and Changes in Fund Balances
Budget and Actual
For the Year Ended December 31, 2023

	Budget			Variance with Final Budget Positive (Negative)
	Original	Final	Actual	
Revenues:				
Taxes:				
Property	\$ 4,446,400	\$ 4,510,800	\$ 4,889,858	\$ 379,058
Voluntary payments in lieu of taxes	588,100	650,900	721,001	70,101
Sales and use	1,229,700	1,413,400	1,629,874	216,474
Alcoholic beverages (beer)	18,700	18,000	17,593	(407)
Licenses and permits	862,000	819,200	853,765	34,565
Intergovernmental:				
Federal	22,900	197,300	450,308	253,008
State	718,400	720,800	685,320	(35,480)
Local	106,300	109,500	118,650	9,150
Investment earnings	38,100	312,900	494,364	181,464
Other	635,600	1,446,500	1,505,480	58,980
Total revenues	<u>8,666,200</u>	<u>10,199,300</u>	<u>11,366,213</u>	<u>1,166,913</u>
Expenditures:				
Current:				
General government	5,813,100	5,756,900	5,285,374	471,526
Public safety	1,143,200	1,080,800	1,070,642	10,158
Public housing	2,500	900	400	500
Health and welfare	2,559,400	2,491,700	2,326,353	165,347
Economic development	1,138,200	752,900	436,502	316,398
Capital outlay	717,300	1,362,800	1,196,872	165,928
Total expenditures	<u>11,373,700</u>	<u>11,446,000</u>	<u>10,316,143</u>	<u>1,129,857</u>
Excess of revenues over (under)				
expenditures before other financing sources (uses)	<u>(2,707,500)</u>	<u>(1,246,700)</u>	<u>1,050,070</u>	<u>2,296,770</u>
Other financing sources (uses):				
Transfers in	1,200,000	1,200,000	1,200,000	-
Transfers out	<u>(2,238,800)</u>	<u>(2,413,300)</u>	<u>(2,247,194)</u>	<u>166,106</u>
Total other financing uses	<u>(1,038,800)</u>	<u>(1,213,300)</u>	<u>(1,047,194)</u>	<u>166,106</u>
Net change in fund balance	(3,746,300)	(2,460,000)	2,876	2,462,876
Fund balance, beginning of year	12,487,188	14,333,703	14,333,703	-
Fund balance, end of year	<u>\$ 8,740,888</u>	<u>\$ 11,873,703</u>	<u>\$ 14,336,579</u>	<u>\$ 2,462,876</u>

St. James Parish Government
Convent, Louisiana
Courthouse, Jail, and Public Buildings Maintenance Fund
Schedule of Revenues, Expenditures, and Changes in Fund Balances
Budget and Actual
For the Year Ended December 31, 2023

	Budget		Actual	Variance with Final Budget Positive (Negative)
	Original	Final		
Revenues:				
Taxes:				
Property	\$ 3,095,400	\$ 3,140,200	\$ 3,404,329	\$ 264,129
Intergovernmental:				
Federal	-	32,100	33,810	1,710
State	9,100	13,400	12,177	(1,223)
Local	-	-	-	-
Investment earnings	12,300	257,300	521,816	264,516
Other	400	(283,300)	(195,347)	87,953
Total revenues	<u>3,117,200</u>	<u>3,159,700</u>	<u>3,776,785</u>	<u>617,085</u>
Expenditures:				
Current:				
General government	3,270,000	3,262,400	2,754,644	507,756
Public safety	94,600	134,900	97,522	37,378
Capital outlay	4,688,500	422,900	478,598	(55,698)
Total expenditures	<u>8,053,100</u>	<u>3,820,200</u>	<u>3,330,764</u>	<u>489,436</u>
Excess of revenues over (under)				
expenditures before other financing sources (uses)	<u>(4,935,900)</u>	<u>(660,500)</u>	<u>446,021</u>	<u>1,106,521</u>
Net change in fund balance	(4,935,900)	(660,500)	446,021	1,106,521
Fund balance, beginning of year	12,981,714	14,020,655	14,020,655	-
Fund balance, end of year	<u>\$ 8,045,814</u>	<u>\$ 13,360,155</u>	<u>\$ 14,466,676</u>	<u>\$ 1,106,521</u>

St. James Parish Government
Convent, Louisiana
Parishwide Road Improvement Fund
Schedule of Revenues, Expenditures, and Changes in Fund Balances
Budget and Actual
For the Year Ended December 31, 2023

	Budget			Variance with Final Budget Positive (Negative)
	Original	Final	Actual	
Revenues:				
Intergovernmental:				
State	\$ 245,000	\$ 238,900	\$ 262,995	\$ 24,095
Total revenues	<u>245,000</u>	<u>238,900</u>	<u>262,995</u>	<u>24,095</u>
Expenditures:				
Current:				
Highways and streets	395,000	401,400	349,614	51,786
Capital outlay	<u>2,349,400</u>	<u>4,324,700</u>	<u>4,194,834</u>	<u>129,866</u>
Total expenditures	<u>2,744,400</u>	<u>4,726,100</u>	<u>4,544,448</u>	<u>181,652</u>
Excess (deficiency) of revenues over (under) expenditures before other financing sources (uses)	<u>(2,499,400)</u>	<u>(4,487,200)</u>	<u>(4,281,453)</u>	<u>205,747</u>
Other financing sources:				
Transfers in	<u>2,499,400</u>	<u>4,487,200</u>	<u>4,281,453</u>	<u>(205,747)</u>
Total other financing sources	<u>2,499,400</u>	<u>4,487,200</u>	<u>4,281,453</u>	<u>(205,747)</u>
Net change in fund balance	-	-	-	-
Fund balance, beginning of year	-	-	-	-
Fund balance, end of year	<u>\$ -</u>	<u>\$ -</u>	<u>\$ -</u>	<u>\$ -</u>

St. James Parish Government
Convent, Louisiana
Public Safety Trust Fund
Schedule of Revenues, Expenditures, and Changes in Fund Balances
Budget and Actual
For the Year Ended December 31, 2023

	Budget		Actual	Variance with Final Budget Positive (Negative)
	Original	Final		
Revenues:				
Taxes:				
Property	\$ 2,457,700	\$ 2,493,200	\$ 2,702,720	\$ 209,520
Intergovernmental:				
State	-	30,000	30,000	-
Investment earnings	2,500	27,500	30,694	3,194
Other	-	11,500	15,550	4,050
Total revenues	<u>2,460,200</u>	<u>2,562,200</u>	<u>2,778,964</u>	<u>216,764</u>
Expenditures:				
Current:				
Public safety	713,400	732,700	558,490	174,210
Capital outlay	<u>60,000</u>	<u>38,800</u>	<u>38,777</u>	<u>23</u>
Total expenditures	<u>773,400</u>	<u>771,500</u>	<u>597,267</u>	<u>174,233</u>
Excess of revenues over expenditures before other financing sources (uses)	<u>1,686,800</u>	<u>1,790,700</u>	<u>2,181,697</u>	<u>390,997</u>
Other financing uses:				
Transfers out	<u>(2,018,000)</u>	<u>(2,138,200)</u>	<u>(2,289,088)</u>	<u>(150,888)</u>
Total other financing uses	<u>(2,018,000)</u>	<u>(2,138,200)</u>	<u>(2,289,088)</u>	<u>(150,888)</u>
Net change in fund balance	(331,200)	(347,500)	(107,391)	240,109
Fund balance, beginning of year	<u>915,152</u>	<u>1,130,200</u>	<u>1,130,200</u>	<u>-</u>
Fund balance, end of year	<u>\$ 583,952</u>	<u>\$ 782,700</u>	<u>\$ 1,022,809</u>	<u>\$ 240,109</u>

St. James Parish Government
Convent, Louisiana
St. James Volunteer Fire Districts Fund
Schedule of Revenues, Expenditures, and Changes in Fund Balances
Budget and Actual
For the Year Ended December 31, 2023

	Budget			Variance with Final Budget Positive (Negative)
	Original	Final	Actual	
Revenues:				
Intergovernmental:				
Federal	\$ 1,845,000	\$ 134,600	\$ 134,609	\$ 9
State	150,300	126,300	126,292	(8)
Investment earnings	20,700	263,500	354,369	90,869
Other revenues	3,200	5,280	163,116	157,836
Total revenues	<u>2,019,200</u>	<u>529,680</u>	<u>778,386</u>	<u>248,706</u>
Expenditures:				
Current:				
Public safety	853,900	782,882	637,107	145,775
Capital outlay	3,290,000	1,887,200	251,731	1,635,469
Total expenditures	<u>4,143,900</u>	<u>2,670,082</u>	<u>888,838</u>	<u>1,781,244</u>
Excess (deficiency) of revenues over (under) expenditures before other financing sources (uses)	<u>(2,124,700)</u>	<u>(2,140,402)</u>	<u>(110,452)</u>	<u>2,029,950</u>
Other financing sources:				
Transfers in	1,444,500	1,515,900	1,635,827	119,927
Total other financing sources	<u>1,444,500</u>	<u>1,515,900</u>	<u>1,635,827</u>	<u>119,927</u>
Net change in fund balance	(680,200)	(624,502)	1,525,375	2,149,877
Fund balance, beginning of year	9,525,821	9,901,546	9,901,546	-
Fund balance, end of year	<u>\$ 8,845,621</u>	<u>\$ 9,277,044</u>	<u>\$ 11,426,921</u>	<u>\$ 2,149,877</u>

St. James Parish
Convent, Louisiana
Schedule of Changes in Total Other Postemployment Benefits Liability and Related Ratios
December 31, 2023

Financial statement reporting date	December 31, 2018	December 31, 2019	December 30, 2020	December 31, 2021	December 31, 2022	December 31, 2023
Measurement date	December 31, 2018	December 31, 2019	December 30, 2020	December 31, 2021	December 31, 2022	December 31, 2023
Total OPEB Liability						
Service cost	\$ 191,373	\$ 164,616	\$ 225,562	\$ 259,264	\$ 216,918	\$ 228,320
Interest	315,976	344,095	300,901	239,942	256,059	397,963
Difference between expected and actual experience	(31,457)	195,429	(323,972)	738,402	(1,210,762)	256,293
Changes of assumptions	(895,456)	2,091,326	295,806	127,075	(642,936)	825,008
Benefit payments	(469,893)	(276,548)	(135,941)	(188,157)	(317,200)	(385,531)
Net change in total OPEB liability	<u>(889,457)</u>	<u>2,518,918</u>	<u>362,356</u>	<u>1,176,526</u>	<u>(1,697,921)</u>	<u>1,322,053</u>
Total OPEB liability - beginning	<u>9,420,283</u>	<u>8,530,826</u>	<u>11,049,744</u>	<u>11,412,100</u>	<u>12,588,626</u>	<u>10,890,705</u>
Total OPEB liability - ending	<u><u>\$ 8,530,826</u></u>	<u><u>\$ 11,049,744</u></u>	<u><u>\$ 11,412,100</u></u>	<u><u>\$ 12,588,626</u></u>	<u><u>\$ 10,890,705</u></u>	<u><u>\$ 12,212,758</u></u>
Covered-employee payroll	\$ 6,683,335	\$ 6,950,668	\$ 7,726,745	\$ 8,035,815	\$ 9,396,023	\$ 9,396,023
Net OPEB liability as a percentage of covered-employee payroll	127.64%	158.97%	147.70%	156.66%	115.91%	129.98%

This schedule is intended to report information for 10 years. Additional years will be displayed as they become available.

St. James Parish
Convent, Louisiana
Schedule of Proportionate Share of the Net Pension Liability for the Retirement Systems
For the Year Ended December 31, 2023 (*)

Pension Plan	Year (*)	Employer's	Employer's Proportionate Share of		Employer's	Employer's	Plan Fiduciary Net	
		Proportion of	the Net Pension Liability (Asset)			Proportionate Share		Position as a
		the Net Pension	Governmental	Business - Type		Liability (Asset) as a		Percentage of the
		Liability (Asset)	Activities	Activities	Covered Payroll	Employer's Covered Payroll	Total Pension Liability	
Parochial Employees' Retirement System of Louisiana Plan A								
	2023	1.5452%	\$ 5,032,587	\$ 914,529	\$ 10,481,023	56.7418%	91.74%	
	2022	1.4703%	(5,975,023)	(950,884)	9,835,423	-70.4180%	110.46%	
	2021	1.3273%	(2,008,987)	(318,356)	8,790,364	-26.4761%	103.99%	
	2020	1.3110%	52,407	9,305	8,287,107	0.7447%	99.89%	
	2019	1.3153%	4,956,314	881,291	8,085,694	72.1967%	88.86%	
	2018	1.2758%	(810,186)	(136,788)	7,852,894	-12.0589%	101.98%	
	2017	1.3102%	2,341,423	356,891	7,770,042	34.7271%	94.15%	
	2016	1.4037%	3,219,285	475,649	8,048,241	45.9098%	92.23%	
	2015	1.3896%	333,995	45,934	7,792,033	4.8759%	99.15%	
District Attorneys' Retirement System								
	2023	0.1799%	\$ 154,243	\$ -	\$ 119,907	128.6355%	85.85%	
	2022	0.1864%	200,800	-	107,001	187.6618%	81.65%	
	2021	0.1193%	21,239	-	74,751	28.4130%	96.79%	
	2020	0.0675%	53,512	-	41,876	127.7868%	84.86%	
	2019	0.0713%	22,936	-	42,001	54.6082%	93.13%	
	2018	0.0690%	22,204	-	42,915	51.7395%	92.92%	
	2017	0.0741%	19,990	-	45,044	44.3788%	93.57%	
	2016	0.1190%	22,783	-	72,047	31.6224%	95.09%	
	2015	0.1247%	6,714	-	73,088	9.1862%	98.56%	
	2014	0.2205%	1,724	-	65,974	2.6132%	99.45%	
Registrar of Voters Employees' Retirement System of Louisiana								
	2023	0.2071%	\$ 39,363	\$ -	\$ 30,583	128.7088%	86.73%	
	2022	0.2065%	50,641	-	29,027	174.4617%	82.46%	
	2021	0.1904%	6,040	-	28,476	21.2108%	97.68%	
	2020	0.1873%	40,348	-	28,681	140.6785%	83.32%	
	2019	0.2088%	39,051	-	28,681	136.1563%	84.83%	
	2018	0.2067%	48,797	-	28,681	170.1370%	80.57%	
	2017	0.2184%	47,938	-	29,908	160.2849%	80.51%	
	2016	0.2168%	61,522	-	29,784	206.5606%	73.98%	
	2015	0.2114%	51,779	-	28,681	180.5342%	76.86%	
	2014	0.2205%	50,967	-	28,681	177.7030%	77.6800%	

Schedule is intended to show information for 10 years. Additional years will be displayed as they become available.

(*) The amounts presented have a liability measurement date as follows:

Measurement Date	Pension Plan
December 31 of the prior year	Parochial Employees' Retirement System of Louisiana Plan A
June 30 of the year ended	District Attorneys' Retirement System
June 30 of the year ended	Registrar of Voters Employees' Retirement System of Louisiana

St. James Parish
Schedule of Contributions to Each Retirement System
Defined Benefit Cost Sharing Plans Only
For the Year Ended December 31, 2023

Pension Plan	Year	Contractually Required Contribution ¹	Contractually Required Contribution ²	Contribution Deficiency (Excess)	Employer's Covered Payroll ³	Contributions as a % of Employer's Covered Payroll
Parochial Employees' Retirement System of Louisiana Plan A						
	2023	\$ 1,221,926	\$ 1,221,926	\$ -	\$ 10,625,399	11.5000%
	2022	1,205,208	1,205,208	-	10,481,023	11.4990%
	2021	1,204,839	1,204,839	-	9,835,423	12.2500%
	2020	1,076,820	1,076,820	-	8,790,364	12.2500%
	2019	953,019	953,019	-	8,287,107	11.5000%
	2018	929,856	929,856	-	8,085,694	11.5000%
	2017	981,613	981,613	-	7,852,894	12.5000%
	2016	1,010,105	1,010,105	-	7,770,042	13.0000%
	2015	1,166,995	1,166,995	-	8,048,241	14.5000%
	2014	1,246,726	1,246,726	-	7,792,033	16.0000%
District Attorneys' Retirement System						
	2023	\$ 12,821	\$ 12,821	\$ -	\$ 119,240	10.7523%
	2022	11,413	11,413	-	120,134	9.5002%
	2021	6,640	6,640	-	101,018	6.5731%
	2020	1,676	1,676	-	41,876	4.0023%
	2019	1,103	1,103	-	42,001	2.6261%
					(1.25% for 6 months & 4% for 6 months)	
	2018	262	262	-	42,001	0.6238%
					(0.0% for 6 months & 1.25% for 6 months)	
	2017	-	-	-	43,791	0.0000%
	2016	1,187	1,187	-	57,101	2.0788%
					(3.5% for 6 months & 0% for 6 months)	
	2015	4,056	4,056	-	77,001	5.2675%
					(7% for 6 months & 3.5% for 6 months)	
	2014	5,738	5,738	-	68,492	8.3776%
Registrar of Voters Employees' Retirement System of Louisiana						
	2023	\$ 5,446	\$ 5,446	\$ -	\$ 30,554	17.8242%
	2022	5,451	5,451	-	29,758	18.3178%
	2021	5,147	5,147	-	28,546	18.0305%
	2020	5,163	5,163	-	28,681	18.0015%
	2019	5,019	5,019	-	28,681	17.4994%
					(17% for 6 months & 18% for 6 months)	
	2018	4,876	4,876	-	28,681	17.0008%
	2017	5,551	5,551	-	29,908	18.5603%
					(20.0% for 6 months & 17.0% for 6 months)	
	2016	6,095	6,095	-	28,681	21.2510%
					(22.5% for 6 months & 20.0% for 6 months)	
	2015	6,955	6,955	-	29,784	23.3515%
					(24.25% for 6 months & 22.5% for 6 months)	
	2014	6,955	6,955	-	28,681	24.2495%

Schedule is intended to show information for 10 years. Additional years will be displayed as they become available.

For reference only:

¹ Employer contribution rate multiplied by employer's covered payroll

² Actual employer contributions remitted to Retirement Systems

³ Employer's covered payroll amount for each of the years ended December 31

St. James Parish
Convent, Louisiana
Notes to Required Supplementary Information
For the Year Ended December 31, 2023

CHANGES IN BENEFIT TERMS RELATED TO DEFINED PENSION PLANS

Parochial Employees' Retirement System of Louisiana Plan A

There were no changes of benefit terms for the years presented.

District Attorneys' Retirement System

There were no changes of benefit terms for the years presented.

Registrar of Voters Employees' Retirement System of Louisiana

There were no changes of benefit terms for the years presented.

CHANGES IN ASSUMPTIONS RELATED TO DEFINED PENSION PLANS

Parochial Employees' Retirement System of Louisiana Plan A

The following changes in actuarial assumptions for each year are as follows:

<i>Discount Rate:</i>				<i>Merit:</i>			
Measurement				Measurement			
Year End	date	Rate	Change	Year End	date	Rate	Change
12/31/2023	12/31/2022	6.40%	0.00%	12/31/2023	12/31/2022	2.45%	0.10%
12/31/2022	12/31/2021	6.40%	0.00%	12/31/2022	12/31/2021	2.35%	0.00%
12/31/2021	12/31/2020	6.40%	-0.10%	12/31/2021	12/31/2020	2.35%	0.00%
12/31/2020	12/31/2019	6.50%	0.00%	12/31/2020	12/31/2019	2.35%	0.00%
12/31/2019	12/31/2018	6.50%	-0.25%	12/31/2019	12/31/2018	2.35%	-0.40%
12/31/2018	12/31/2017	6.75%	-0.25%	12/31/2018	12/31/2017	2.75%	0.00%
12/31/2017	12/31/2016	7.00%	0.00%	12/31/2017	12/31/2016	2.75%	0.00%
12/31/2016	12/31/2015	7.00%	-0.25%	12/31/2016	12/31/2015	2.75%	0.00%
12/31/2015	12/31/2014	7.25%	0.00%	12/31/2015	12/31/2014	2.75%	0.25%
12/31/2014	12/31/2013	7.25%		12/31/2014	12/31/2013	2.50%	

<i>Inflation Rate:</i>				<i>Investment rate of return:</i>			
Measurement				Measurement			
Year End	date	Rate	Change	Year End	date	Rate	Change
12/31/2023	12/31/2022	2.30%	0.00%	12/31/2023	12/31/2022	6.40%	0.00%
12/31/2022	12/31/2021	2.30%	0.00%	12/31/2022	12/31/2021	6.40%	0.00%
12/31/2021	12/31/2020	2.30%	-0.10%	12/31/2021	12/31/2020	6.40%	-0.10%
12/31/2020	12/31/2019	2.40%	-0.10%	12/31/2020	12/31/2019	6.50%	-0.25%
12/31/2019	12/31/2018	2.40%	-0.10%	12/31/2019	12/31/2018	6.50%	-0.25%
12/31/2018	12/31/2017	2.50%	0.00%	12/31/2018	12/31/2017	6.75%	-0.25%
12/31/2017	12/31/2016	2.50%	0.00%	12/31/2017	12/31/2016	7.00%	0.00%
12/31/2016	12/31/2015	2.50%	-0.50%	12/31/2016	12/31/2015	7.00%	-0.25%
12/31/2015	12/31/2014	3.00%	-0.25%	12/31/2015	12/31/2014	7.25%	0.00%
12/31/2014	12/31/2013	3.25%		12/31/2014	12/31/2013	7.25%	

St. James Parish
Convent, Louisiana
Notes to Required Supplementary Information
For the Year Ended December 31, 2023

CHANGES IN ASSUMPTIONS RELATED TO DEFINED PENSION PLANS (Continued)

District Attorneys' Retirement System

The following changes in actuarial assumptions for each year are as follows:

<i>Discount Rate:</i>				<i>Merit:</i>			
Year End	Measurement date	Rate	Change	Year End	Measurement date	Rate	Change
12/31/2022	6/30/2022	6.10%	0.00%	12/31/2022	6/30/2022	2.80%	0.00%
12/31/2022	6/30/2022	6.10%	0.00%	12/31/2022	6/30/2022	2.80%	0.10%
12/31/2021	6/30/2021	6.10%	-0.15%	12/31/2021	6/30/2021	2.70%	0.00%
12/31/2020	6/30/2020	6.25%	-0.25%	12/31/2020	6/30/2020	2.70%	-0.40%
12/31/2019	6/30/2019	6.50%	0.00%	12/31/2019	6/30/2019	3.10%	0.00%
12/31/2018	6/30/2018	6.50%	-0.25%	12/31/2018	6/30/2018	3.10%	0.10%
12/31/2017	6/30/2017	6.75%	-0.25%	12/31/2017	6/30/2017	3.00%	0.00%
12/31/2016	6/30/2016	7.00%	0.00%	12/31/2016	6/30/2016	3.00%	0.00%
12/31/2015	6/30/2015	7.00%	-0.25%	12/31/2015	6/30/2015	3.00%	-0.50%
12/31/2014	6/30/2014	7.25%		12/31/2014	6/30/2014	3.50%	

<i>Inflation Rate:</i>				<i>Investment rate of return:</i>			
Year End	Measurement date	Rate	Change	Year End	Measurement date	Rate	Change
12/31/2022	6/30/2022	2.20%	0.00%	12/31/2022	6/30/2022	6.10%	0.00%
12/31/2022	6/30/2022	2.20%	-0.10%	12/31/2022	6/30/2022	6.10%	0.00%
12/31/2021	6/30/2021	2.30%	0.00%	12/31/2021	6/30/2021	6.10%	-0.15%
12/31/2020	6/30/2020	2.30%	-0.10%	12/31/2020	6/30/2020	6.25%	-0.25%
12/31/2019	6/30/2019	2.40%	0.00%	12/31/2019	6/30/2019	6.50%	0.00%
12/31/2018	6/30/2018	2.40%	-0.10%	12/31/2018	6/30/2018	6.50%	-0.25%
12/31/2017	6/30/2017	2.50%	0.00%	12/31/2017	6/30/2017	6.75%	-0.25%
12/31/2016	6/30/2016	2.50%	0.00%	12/31/2016	6/30/2016	7.00%	0.00%
12/31/2015	6/30/2015	2.50%	-0.25%	12/31/2015	6/30/2015	7.00%	-0.25%
12/31/2014	6/30/2014	2.75%		12/31/2014	6/30/2014	7.25%	

St. James Parish
Convent, Louisiana
Notes to Required Supplementary Information
For the Year Ended December 31, 2023

CHANGES IN ASSUMPTIONS RELATED TO DEFINED PENSION PLANS (Continued)

Registrar of Voters Employees' Retirement System of Louisiana

The following changes in actuarial assumptions for each year are as follows:

<i>Discount Rate:</i>				<i>Merit:</i>			
Year End	Measurement date	Rate	Change	Year End	Measurement date	Rate	Change
12/31/2023	6/30/2023	6.25%	0.00%	12/31/2023	6/30/2023	2.95%	0.00%
12/31/2022	6/30/2022	6.25%	0.00%	12/31/2022	6/30/2022	2.95%	-0.65%
12/31/2021	6/30/2021	6.25%	-0.15%	12/31/2021	6/30/2021	3.60%	0.00%
12/31/2020	6/30/2020	6.40%	-0.10%	12/31/2020	6/30/2020	3.60%	0.00%
12/31/2019	6/30/2019	6.50%	0.00%	12/31/2019	6/30/2019	3.60%	0.00%
12/31/2018	6/30/2018	6.50%	-0.25%	12/31/2018	6/30/2018	3.60%	0.10%
12/31/2017	6/30/2017	6.75%	-0.25%	12/31/2017	6/30/2017	3.50%	0.00%
12/31/2016	6/30/2016	7.00%	0.00%	12/31/2016	6/30/2016	3.50%	0.00%
12/31/2015	6/30/2015	7.00%	0.00%	12/31/2015	6/30/2015	3.50%	0.25%
12/31/2014	6/30/2014	7.00%		12/31/2014	6/30/2014	3.25%	

<i>Inflation Rate:</i>				<i>Investment rate of return:</i>			
Year End	Measurement date	Rate	Change	Year End	Measurement date	Rate	Change
12/31/2023	6/30/2023	2.30%	0.00%	12/31/2023	6/30/2023	6.25%	0.00%
12/31/2022	6/30/2022	2.30%	0.00%	12/31/2022	6/30/2022	6.25%	0.00%
12/31/2021	6/30/2021	2.30%	0.00%	12/31/2021	6/30/2021	6.25%	-0.15%
12/31/2020	6/30/2020	2.30%	-0.10%	12/31/2020	6/30/2020	6.40%	-0.10%
12/31/2019	6/30/2019	2.40%	0.00%	12/31/2019	6/30/2019	6.50%	0.00%
12/31/2018	6/30/2018	2.40%	-0.10%	12/31/2018	6/30/2018	6.50%	-0.25%
12/31/2017	6/30/2017	2.50%	0.00%	12/31/2017	6/30/2017	6.75%	-0.25%
12/31/2016	6/30/2016	2.50%	0.00%	12/31/2016	6/30/2016	7.00%	0.00%
12/31/2015	6/30/2015	2.50%	-0.25%	12/31/2015	6/30/2015	7.00%	0.00%
12/31/2014	6/30/2014	2.75%		12/31/2014	6/30/2014	7.00%	

CHANGES IN BENEFIT TERMS AND ASSUMPTIONS RELATED TO TOTAL OTHER POSTEMPLOYMENT BENEFITS LIABILITY

No assets are accumulated in a trust that meet the criteria of paragraph 4 of GASB 75 to pay related benefits.

Changes in benefit terms:

There were no changes in benefit terms for the year ended December 31, 2023.

Changes in assumptions:

The changes in assumptions balance was a result of changes in the discount rate. The following are the discount rates used in each measurement of total OPEB liability:

<u>Measurement Date</u>	<u>Discount Rate</u>
12/31/2023	3.26%
12/31/2022	3.72%
12/31/2021	2.06%
12/31/2020	2.12%
12/31/2019	2.74%





OTHER SUPPLEMENTARY INFORMATION



St. James Parish Government
Convent, Louisiana
Nonmajor Governmental Funds
Combining Balance Sheet
December 31, 2023

	Special Revenue Funds	Debt Service Funds	Capital Projects Funds	Total Nonmajor Governmental Funds
Assets				
Cash and cash equivalents	\$ 18,152,079	\$ 834,538	\$ 16,363,456	\$ 35,350,073
Investments	18,504,809	-	62,165	18,566,974
Receivables	10,538,168	444,285	47,114	11,029,567
Due from other funds	835,778	-	29,204	864,982
Prepaid items	269,756	-	29	269,785
Total assets	<u>\$ 48,300,590</u>	<u>\$ 1,278,823</u>	<u>\$ 16,501,968</u>	<u>\$ 66,081,381</u>
Liabilities and fund balance				
Liabilities:				
Accounts payable	\$ 1,387,840	\$ 17,332	\$ 140,722	\$ 1,545,894
Accrued salaries and benefits	315,892	-	-	315,892
Due to other funds	875,402	-	33,619	909,021
Other liabilities	177,361	-	-	177,361
Total liabilities	<u>2,756,495</u>	<u>17,332</u>	<u>174,341</u>	<u>2,948,168</u>
Fund balance:				
Nonspendable	164,451	-	29	164,480
Restricted	44,463,062	1,261,491	16,327,598	62,052,151
Committed	862,375	-	-	862,375
Assigned	54,207	-	-	54,207
Total fund balance	<u>45,544,095</u>	<u>1,261,491</u>	<u>16,327,627</u>	<u>63,133,213</u>
Total liabilities and fund balance	<u>\$ 48,300,590</u>	<u>\$ 1,278,823</u>	<u>\$ 16,501,968</u>	<u>\$ 66,081,381</u>

St. James Parish Government
Convent, Louisiana
Nonmajor Governmental Funds
Combining Statement of Revenues, Expenditures, and Changes in Fund Balances
For the Year Ended December 31, 2023

	Special Revenue Funds	Debt Service Funds	Capital Projects Funds	Total Nonmajor Governmental Funds
Revenues:				
Taxes:				
Property	\$ 10,496,172	\$ 547,870	\$ -	\$ 11,044,042
Sales and use	4,889,622	-	-	4,889,622
Intergovernmental:				
Federal	3,896,705	-	956,833	4,853,538
State	692,061	-	-	692,061
Local	40,456	-	-	40,456
Fines and forfeits	165,763	-	-	165,763
Charges for services	949,533	-	-	949,533
Investment earnings	1,502,446	50,662	382,346	1,935,454
Other	409,095	68	-	409,163
Total revenues	<u>23,041,853</u>	<u>598,600</u>	<u>1,339,179</u>	<u>24,979,632</u>
Expenditures:				
Current:				
General government	1,218,386	18,506	-	1,236,892
Public safety	4,618,569	-	382,657	5,001,226
Highway and streets	2,670,988	-	-	2,670,988
Sanitation	2,665,961	-	-	2,665,961
Public transportation	1,290,600	-	-	1,290,600
Health and welfare	3,295,675	-	-	3,295,675
Culture and recreation	3,418,545	-	741	3,419,286
Debt service:				
Principal	-	1,060,000	-	1,060,000
Interest and other costs	-	482,092	-	482,092
Capital outlay	2,679,642	-	60,284	2,739,926
Total expenditures	<u>21,858,366</u>	<u>1,560,598</u>	<u>443,682</u>	<u>23,862,646</u>
Excess (deficiency) of revenues over (under) expenditures before other financing sources (uses)	<u>1,183,487</u>	<u>(961,998)</u>	<u>895,497</u>	<u>1,116,986</u>
Other financing sources (uses):				
Transfers in	3,843,626	1,522,152	743,100	6,108,878
Transfers out	(6,415,333)	(333,600)	(1,551,443)	(8,300,376)
Total other financing sources (uses)	<u>(2,571,707)</u>	<u>1,188,552</u>	<u>(808,343)</u>	<u>(2,191,498)</u>
Net change in fund balance	(1,388,220)	226,554	87,154	(1,074,512)
Fund balance, beginning of year	46,932,315	1,034,937	16,240,473	64,207,725
Fund balance, end of year	<u>\$ 45,544,095</u>	<u>\$ 1,261,491</u>	<u>\$ 16,327,627</u>	<u>\$ 63,133,213</u>

NONMAJOR SPECIAL REVENUE FUNDS

Special revenue funds are used to account for specific revenues derived from taxes or other dedicated revenue sources. They are usually required by statute, charter provision, or local ordinance to finance particular functions or activities of government. The Parish maintains the following special revenue funds:

Parishwide Drainage Maintenance Fund

The Parishwide Drainage Maintenance Fund accounts for the operations and maintenance of all Parish drainage projects. Major means of financing is provided by property taxes and state revenue sharing.

Fire Protection District No. 2 Maintenance Fund

The Fire Protection District No. 2 Maintenance Fund accounts for the operation, maintenance and/or construction of the water distribution system within the district. Financing is provided by property taxes.

Road and Bridge Maintenance Fund

The Road and Bridge Maintenance Fund accounts for the maintenance of existing roads and bridges. Major means of financing is provided by property taxes, state revenue sharing, the State of Louisiana Parish Transportation Fund, and the Parish Royalty Fund. Use of these funds is restricted by Louisiana Revised Statute 43:753.

Solid Waste Disposal Fund

The Solid Waste Disposal Fund accounts for the operation of solid waste management and disposal. Financing is provided by one quarter of one percent sales tax imposed parishwide and user fees charged to the Parish residents.

Parish Mosquito Control Fund

The Parish Mosquito Control Fund accounts for fees collected for mosquito control abatement. These fees are invoiced through the Gas & Water Utility billing system.

St. James Parish Library Fund

The St. James Parish Library Fund accounts for the operation and maintenance of the St. James Parish Library. Financing is provided by property taxes, federal grants, and state revenue sharing funds.

Consolidated Road Lighting District No. 3A Fund

The Consolidated Road Lighting District No. 3A Fund accounts for the operations and maintenance of lighting in public places. Financing is primarily provided by property taxes.

Wetlands Mitigation Fund

The Wetlands Mitigation Fund is used to provide for the purchase, maintenance, and restoration of wetlands for future use as mitigation areas. Funding is from the Louisiana Capital Outlay Program.

Coastal Impact Assistance Program Fund

The Coastal Impact Assistance Program Fund received funding from the U.S. Department of the Interior, U.S. Fish and Wildlife Service, for the purchase of existing wetlands. The wetlands will be used in a Wetlands Conservation and Preservation project to protect habitat, prohibit wetlands destruction, and aid in the restoration of the Parish's and State's coastal wetlands area.

St. James Transit System Fund

The St. James Transit System Fund accounts for the operation and maintenance of the parishwide transportation program. Financing is provided by federal grants, state grants, bus fares, and transfers from other funds.

NONMAJOR SPECIAL REVENUE FUNDS

(Continued)

Enhanced 911 System Maintenance Fund

The Enhanced 911 System Maintenance Fund accounts for the operation and maintenance of an enhanced 911 emergency telephone system. Financing is provided by property taxes and emergency telephone service charges.

Emergency Communication Fund

The Emergency Communication Fund accounts for the collection of all revenue of landline, wireless, and prepaid revenues. Pursuant to Acts 590 and 665 of the 2016 Regular Session of the Louisiana Legislature, 911 fees generated from these surcharges are to be used for the sole purpose of providing 911 emergency response communications service and operations.

Elderly Services Fund

The Elderly Services Fund accounts for the cost of providing care and assistance to the elderly persons of the Parish and the cost of providing health services to the residents of the Parish. Financing is provided by one quarter of one percent sales tax imposed parishwide and transfers from other funds.

Emergency Medical Services Fund

The Emergency Medical Services Fund accounts for the cost of providing parishwide ambulance service. It is funded with twenty-five percent of an ad valorem tax collected by the Public Safety Trust Fund as is stipulated in that property tax dedication.

Energy Assistance Fund

The Energy Assistance Fund is used to help subsidize utility bills for low income residents within the Parish. The program is funded through the Louisiana Housing Corporation.

Parks and Recreation Fund

The Parks and Recreation Fund accounts for the cost of providing recreational facilities throughout the Parish. Financing is provided by one quarter of one percent sales tax imposed parishwide.

Gramercy Recreation District Fund

The Gramercy Recreation District Fund accounts for the costs incurred by the district for providing recreational facilities within the corporate limits of the Town of Gramercy. Financing is provided by property taxes, state revenue sharing, and self-generated revenues.

District V Recreation Fund

The District V Recreation Fund accounts for the costs incurred by the district for providing recreational facilities within District 5 of St. James Parish. Financing is provided by property taxes, state revenue sharing, and self-generated revenues.

Criminal Court Fund

The Criminal Court Fund accounts for the expenditures attributable to the Twenty-Third Judicial District Court. Financing is provided by fines and forfeitures imposed by the district courts. The district is comprised of the parishes of St. James, Ascension, and Assumption. Only St. James Parish is reported in these statements.

NONMAJOR SPECIAL REVENUE FUNDS

(Continued)

Criminal Court: Juror Compensation Fees Fund

The Criminal Court: Juror Compensation Fees Fund accounts for the juror-related expenditures attributable to the Twenty-Third Judicial District Court. Financing is provided by fines and forfeitures imposed by the district courts. The district is comprised of the parishes of St. James, Ascension, and Assumption. Only St. James Parish is reported in these statements.

Criminal Court: Law Enforcement Officer Witness Fees Fund

The Criminal Court: Law Enforcement Officer Witness Fees Fund accounts for the witness-related expenditures attributable to the Twenty-Third Judicial District Court. Financing is provided by fines and forfeitures imposed by the district courts. The district is comprised of the parishes of St. James, Ascension, and Assumption. Only St. James Parish is reported in these statements.

Community Services Block Grant Fund

The Community Services Block Grant (CSBG) Fund accounts for the outreach and housing programs administered by the Parish Department of Human Resources. Funding is provided by the United States Department of Health and Human Services and is passed through the Louisiana Department of Labor.

Emergency Food and Shelter Fund

The Emergency Food and Shelter Fund is used to provide emergency food vouchers to the needy families in the Parish. United Way provides the funding.

Title III-C-2 Home Delivered Meals Fund

The Title III-C-2 Home Delivered Meals Fund accounts for the expenditures to deliver meals to those citizens who are unable to attend any one of the senior citizens' centers. Funding is provided by the United States Department of Health and Human Services and is passed through the Governor's Office of Elderly Affairs and from contributions received on the meals.

Title III-C-1 Congregate Meals Fund

The Title III-C-1 Congregate Meals Fund represents cost associated with feeding the elderly citizens at the four senior citizens' centers located throughout the Parish. Funding is provided by the United States Department of Health and Human Services and is passed through the Governor's Office of Elderly Affairs and from contributions received on the meals.

Title III-B Supportive Services Fund

The Title III-B Supportive Services Fund is used to pay for the administration of programs for the elderly. Funding is provided by the United States Department of Health and Human Services and is passed through the Governor's Office of Elderly Affairs.

Title III-C-1 Area Agency Administration Fund

The Title III-C-1 Area Agency Administration Fund is used to account for a portion of the costs of administering the Parish's special programs for the aging. The Governor's Office of Elderly Affairs provides the Parish with funds to help pay for the costs of administering these programs.

Title III-D Preventive Health Fund

The Title III-D Fund accounts for funds used for wellness, which include disease prevention and health promotion activities.

NONMAJOR SPECIAL REVENUE FUNDS

(Continued)

Title III-E NFCSP (Caregiver) Fund

The Title III-E Fund accounts for funds relating to the National Family Caregiver Support program. The program is designed to provide multifaceted systems of support services for family caregivers and for grandparents or older individuals who are relative caregivers. The program targets older, low-income individuals. Specific types of services that can be provided by this program include: Adult Day Care, Adult Health Care, Material Aid, Case Management, Personal Care, Counseling, Support Groups, Respite Care, Sitter Service, Information, and Assistance. Eligible participants include (1) adult family members, or another adult person, who provides uncompensated in-home and community care to an older person, who needs supportive services or (2) grandparents, or a person 60 years of age or older, who is related to a child by blood or marriage and (1) lives with the child, (2) is the primary caregiver, and (3) has a legal relationship to the child or is raising the child informally.

Senior Center Fund

The Senior Center Fund is used to help subsidize the cost for meals at the senior citizens' centers. Funding is provided by the Governor's Office of Elderly Affairs.

GOEA Supplemental Senior Center Fund

The Louisiana Legislature appropriated additional money to be used to supplement the primary state grant for senior centers. The funds are distributed by the Governor's Office of Elderly Affairs. The money received is used to supplement the cost of meals for the elderly.

Senior Center Additional Appropriation Fund

The Senior Center Additional Appropriation Fund accounts for additional funding for the Senior Center provided by the Governor's Office of Elderly Affairs.

Title V Senior Employment Fund

The Title V Senior Employment Fund accounts for funds used for the Senior Community Service Employment Program. This program provides part-time work opportunities in the community service employment activities for low-income persons who are 55 years of age and older. The Governor's Office of Elderly Affairs provides the parish with funds to help pay for the cost of administering this program.

Area Agency on Aging – Parish Council on Aging Fund

The Area Agency on Aging - Parish Council on Aging Fund accounts for any expenditure associated with the feeding program for the elderly. Funding is provided by the Governor's Office of Elderly Affairs.

Area Agency on Aging – Nutritional Services Incentive Program Fund

The Nutritional Services Incentive Program Fund is used to account for the administration of NSIP funds provided by the Administration on Aging, U.S. Department of Health and Human Services. The funds are passed through to the Parish by the Governor's Office of Elderly Affairs. The funds are distributed to the Parish based on how many elderly meals were served in the previous year in relation to the total meals served statewide. The Parish uses the funds to supplement the cost of providing congregate and home-delivered meals to the elderly in the Parish.

Low Income Household Water Assistance Program (LIHWAP) Fund

The LIHWAP Fund accounts for funding from the Office of Community Services (OCS) through the Consolidated Appropriations Act (CAA) and the American Rescue Plan (ARP) which will be used to assist households with the lowest incomes and the highest energy costs or needs in relation to income, in order to receive water and wastewater services and to conduct outreach activities with these households and individuals.

NONMAJOR SPECIAL REVENUE FUNDS

(Concluded)

Expanding the Public Health Workforce Fund

The Expanding the Public Health Workforce Fund provides funding to recruit, hire, and train public health workers to respond to COVID-19 and prepare for future public health challenges. The Parish will promote and grow the health and wellness education of seniors aged 60+ through direct guidance and dissemination of health education information through employment and/or training of public health professionals.

River Parish Youth Build Fund

The River Parish Youth Build Fund helps low-income youth and young adults ages 16 – 24 work toward their GED or high school diploma while learning job skills by repairing and building affordable housing for homeless and low-income people. Funds are provided by the United States Department of Labor's National Emergency Grant and the Louisiana Department of Labor, Office of Workforce Development.

YouthBuild AmeriCorps Fund

The YouthBuild AmeriCorps Fund is a comprehensive youth and community development program allowing unemployed and underappreciated youths to work toward a GED or high-school diploma while learning construction skills by building affordable housing for low-income families. This program is funded by the Corporation for National and Community Services.

Housing Preservation Grant Fund

Housing Preservation Grant Fund provides assistance for the repair or rehabilitation of housing owned or occupied by low and very low-income rural citizens.

St. James Youth Center Fund

The St. James Parish Youth Center Fund's principal activity is to provide juvenile detention.

St. James Parish Government
Convent, Louisiana
Nonmajor Special Revenue Funds
Combining Balance Sheet
December 31, 2023

	Parishwide Drainage Maintenance	Fire Protection District No. 2 Maintenance	Road and Bridge Maintenance	Solid Waste Disposal
Assets				
Cash and cash equivalents	\$ 2,027,990	\$ 862,731	\$ 215,089	\$ 1,822,054
Investments	1,489,756	434,076	4,240,730	998,787
Receivables	1,758,744	346,818	2,930,662	573,289
Due from other funds	32,090	-	155,921	27,558
Prepaid items	13,422	-	9,910	9,609
Total assets	<u>\$ 5,322,002</u>	<u>\$ 1,643,625</u>	<u>\$ 7,552,312</u>	<u>\$ 3,431,297</u>
Liabilities and fund balance				
Liabilities:				
Accounts payable	\$ 200,073	\$ 15,872	\$ 186,332	\$ 281,967
Accrued salaries and benefits	58,240	5,627	33,906	29,200
Due to other funds	52,995	32,077	170,318	13,468
Other liabilities	-	-	-	-
Total liabilities	<u>311,308</u>	<u>53,576</u>	<u>390,556</u>	<u>324,635</u>
Fund balance:				
Nonspendable	13,422	-	9,910	9,609
Restricted	4,997,272	1,590,049	7,151,846	3,097,053
Committed	-	-	-	-
Assigned	-	-	-	-
Total fund balance	<u>5,010,694</u>	<u>1,590,049</u>	<u>7,161,756</u>	<u>3,106,662</u>
Total liabilities and fund balance	<u>\$ 5,322,002</u>	<u>\$ 1,643,625</u>	<u>\$ 7,552,312</u>	<u>\$ 3,431,297</u>

Parish Mosquito Control	St. James Parish Library	Consolidated Road Lighting District No. 3A	Wetlands Mitigation	Coastal Impact Assistance Program	St. James Transit System
\$ 428,575	\$ 1,144,397	\$ 544,531	\$ -	\$ 54,207	\$ 521
-	4,832,529	969,042	-	-	-
-	1,673,200	472,011	-	-	165,841
17,736	-	-	-	-	-
-	26,975	1,740	-	-	105,305
<u>\$ 446,311</u>	<u>\$ 7,677,101</u>	<u>\$ 1,987,324</u>	<u>\$ -</u>	<u>\$ 54,207</u>	<u>\$ 271,667</u>
\$ 6,340	\$ 164,073	\$ 81,957	\$ -	\$ -	\$ 23,390
-	31,876	4,345	-	-	41,305
-	69,314	14,160	-	-	206,972
-	-	-	-	-	-
<u>6,340</u>	<u>265,263</u>	<u>100,462</u>	<u>-</u>	<u>-</u>	<u>271,667</u>
-	26,975	1,740	-	-	-
439,971	7,384,863	1,885,122	-	-	-
-	-	-	-	-	-
-	-	-	-	54,207	-
<u>439,971</u>	<u>7,411,838</u>	<u>1,886,862</u>	<u>-</u>	<u>54,207</u>	<u>-</u>
<u>\$ 446,311</u>	<u>\$ 7,677,101</u>	<u>\$ 1,987,324</u>	<u>\$ -</u>	<u>\$ 54,207</u>	<u>\$ 271,667</u>

(Continued)

St. James Parish Government
Convent, Louisiana
Nonmajor Special Revenue Funds
Combining Balance Sheet
December 31, 2023

	Enhanced 911 System Maintenance	Emergency Communication	Elderly Services	Emergency Medical Services
Assets				
Cash and cash equivalents	\$ 3,218,166	\$ 3,064	\$ 1,394,525	\$ 117,157
Investments	1,121,192	-	1,494,175	-
Receivables	704,242	83,501	314,310	-
Due from other funds	-	-	327	527,799
Prepaid items	29,298	-	22,455	-
Total assets	<u>\$ 5,072,898</u>	<u>\$ 86,565</u>	<u>\$ 3,225,792</u>	<u>\$ 644,956</u>
Liabilities and fund balance				
Liabilities:				
Accounts payable	\$ 48,157	\$ 289	\$ 82,873	\$ -
Accrued salaries and benefits	719	22,715	43,805	-
Due to other funds	32,095	-	34,962	-
Other liabilities	-	-	-	-
Total liabilities	<u>80,971</u>	<u>23,004</u>	<u>161,640</u>	<u>-</u>
Fund balance:				
Nonspendable	29,298	-	22,455	-
Restricted	4,962,629	63,561	3,041,697	644,956
Committed	-	-	-	-
Assigned	-	-	-	-
Total fund balance	<u>4,991,927</u>	<u>63,561</u>	<u>3,064,152</u>	<u>644,956</u>
Total liabilities and fund balance	<u>\$ 5,072,898</u>	<u>\$ 86,565</u>	<u>\$ 3,225,792</u>	<u>\$ 644,956</u>

Energy Assistance	Parks and Recreation	Gramercy Recreation District	District V Recreation	Criminal Court	CC-Juror Compensation Fees
\$ 1,442	\$ 2,681,727	\$ 541,229	\$ 1,283,850	\$ 6,698	\$ 634,491
-	1,013,099	-	-	-	109,894
-	479,541	356,635	235,408	21,132	575
-	47,944	-	-	24,867	-
-	42,409	3,546	3,251	1,612	-
<u>\$ 1,442</u>	<u>\$ 4,264,720</u>	<u>\$ 901,410</u>	<u>\$ 1,522,509</u>	<u>\$ 54,309</u>	<u>\$ 744,960</u>
\$ -	\$ 160,377	\$ 16,894	\$ 10,181	\$ 49,870	\$ -
-	31,742	960	388	2,827	-
1,342	107,738	22,726	7,062	-	-
-	6,100	-	200	-	-
<u>1,342</u>	<u>305,957</u>	<u>40,580</u>	<u>17,831</u>	<u>52,697</u>	<u>-</u>
-	42,409	3,546	3,251	1,612	-
100	3,916,354	857,284	1,501,427	-	-
-	-	-	-	-	744,960
-	-	-	-	-	-
<u>100</u>	<u>3,958,763</u>	<u>860,830</u>	<u>1,504,678</u>	<u>1,612</u>	<u>744,960</u>
<u>\$ 1,442</u>	<u>\$ 4,264,720</u>	<u>\$ 901,410</u>	<u>\$ 1,522,509</u>	<u>\$ 54,309</u>	<u>\$ 744,960</u>

(Continued)

St. James Parish Government
Convent, Louisiana
Nonmajor Special Revenue Funds
Combining Balance Sheet
December 31, 2023

	CC-Law Enforcement Officer Witness Fees	Community Services Block Grant	Emergency Food and Shelter	Title III C-2 Home Delivered Meals
Assets				
Cash and cash equivalents	\$ 118,805	\$ -	\$ -	\$ 25,932
Investments	-	-	-	-
Receivables	460	211	56,675	-
Due from other funds	-	-	-	-
Prepaid items	-	-	-	-
Total assets	<u>\$ 119,265</u>	<u>\$ 211</u>	<u>\$ 56,675</u>	<u>\$ 25,932</u>
Liabilities and fund balance				
Liabilities:				
Accounts payable	\$ 1,850	\$ 125	\$ 503	\$ 21,673
Accrued salaries and benefits	-	-	-	-
Due to other funds	-	86	55,920	-
Other liabilities	-	-	252	4,259
Total liabilities	<u>1,850</u>	<u>211</u>	<u>56,675</u>	<u>25,932</u>
Fund balance:				
Nonspendable	-	-	-	-
Restricted	-	-	-	-
Committed	117,415	-	-	-
Assigned	-	-	-	-
Total fund balance	<u>117,415</u>	<u>-</u>	<u>-</u>	<u>-</u>
Total liabilities and fund balance	<u>\$ 119,265</u>	<u>\$ 211</u>	<u>\$ 56,675</u>	<u>\$ 25,932</u>

Title III				
C-1 Congregate Meals	B Supportive Services	C-1 Area Agency Administration	D Preventive Health	E NFCSP (Caregiver)
\$ 66,252	\$ 26,797	\$ 16,271	\$ 4,486	\$ 12,061
-	-	-	-	-
-	-	-	-	-
-	-	-	-	-
-	-	-	-	-
<u>\$ 66,252</u>	<u>\$ 26,797</u>	<u>\$ 16,271</u>	<u>\$ 4,486</u>	<u>\$ 12,061</u>
\$ 5,368	\$ 599	\$ -	\$ -	\$ 6,563
-	-	-	-	-
-	-	-	-	-
60,884	26,198	16,271	4,486	5,498
<u>66,252</u>	<u>26,797</u>	<u>16,271</u>	<u>4,486</u>	<u>12,061</u>
-	-	-	-	-
-	-	-	-	-
-	-	-	-	-
-	-	-	-	-
<u>\$ 66,252</u>	<u>\$ 26,797</u>	<u>\$ 16,271</u>	<u>\$ 4,486</u>	<u>\$ 12,061</u>

(Continued)

St. James Parish Government
Convent, Louisiana
Nonmajor Special Revenue Funds
Combining Balance Sheet
December 31, 2023

	Senior Center	GOEA Supplemental Senior Center	Senior Center Additional Appropriation	Title V Senior Employment
Assets				
Cash and cash equivalents	\$ 15,001	\$ 1,550	\$ 3,906	\$ 2,040
Investments	-	-	-	-
Receivables	-	-	-	-
Due from other funds	-	-	-	-
Prepaid items	-	-	-	-
Total assets	<u>\$ 15,001</u>	<u>\$ 1,550</u>	<u>\$ 3,906</u>	<u>\$ 2,040</u>
Liabilities and fund balance				
Liabilities:				
Accounts payable	\$ -	\$ -	\$ -	\$ 2,013
Accrued salaries and benefits	-	-	-	-
Due to other funds	-	-	-	-
Other liabilities	15,001	1,550	3,906	-
Total liabilities	<u>15,001</u>	<u>1,550</u>	<u>3,906</u>	<u>2,013</u>
Fund balance:				
Nonspendable	-	-	-	-
Restricted	-	-	-	27
Committed	-	-	-	-
Assigned	-	-	-	-
Total fund balance	<u>-</u>	<u>-</u>	<u>-</u>	<u>27</u>
Total liabilities and fund balance	<u>\$ 15,001</u>	<u>\$ 1,550</u>	<u>\$ 3,906</u>	<u>\$ 2,040</u>

Area Agency on Aging		Low Income Household Water Assistance Program		Expanding the Public Health Workforce	River Parish Youth Build
Parish Council on Aging	Nutritional Services Incentive Program				
\$ 9,824	\$ 20,380	\$ 3,474	\$ 2,552	\$ 18,487	
-	-	-	-	-	-
-	-	-	-	-	-
-	-	-	-	-	1,536
-	-	-	-	-	-
<u>\$ 9,824</u>	<u>\$ 20,380</u>	<u>\$ 3,474</u>	<u>\$ 2,552</u>	<u>\$ 20,023</u>	
\$ -	\$ -	\$ -	\$ -	\$ 7,381	
-	-	-	-	8,237	
-	-	3,474	-	3,976	
9,824	20,380	-	2,552	-	
<u>9,824</u>	<u>20,380</u>	<u>3,474</u>	<u>2,552</u>	<u>19,594</u>	
-	-	-	-	-	-
-	-	-	-	-	429
-	-	-	-	-	-
-	-	-	-	-	-
<u>9,824</u>	<u>20,380</u>	<u>3,474</u>	<u>2,552</u>	<u>20,023</u>	

(Continued)

St. James Parish Government
Convent, Louisiana
Nonmajor Special Revenue Funds
Combining Balance Sheet
December 31, 2023

	Youth Build AmeriCorps	Housing Preservation Grant	St. James Youth Center	Total
Assets				
Cash and cash equivalents	\$ 9,682	\$ -	\$ 812,135	\$ 18,152,079
Investments	-	-	1,801,529	18,504,809
Receivables	832	26,208	337,873	10,538,168
Due from other funds	-	-	-	835,778
Prepaid items	-	-	224	269,756
Total assets	<u>\$ 10,514</u>	<u>\$ 26,208</u>	<u>\$ 2,951,761</u>	<u>\$ 48,300,590</u>
Liabilities and fund balance				
Liabilities:				
Accounts payable	\$ -	\$ 61	\$ 13,059	\$ 1,387,840
Accrued salaries and benefits	-	-	-	315,892
Due to other funds	10,514	26,147	10,056	875,402
Other liabilities	-	-	-	177,361
Total liabilities	<u>10,514</u>	<u>26,208</u>	<u>23,115</u>	<u>2,756,495</u>
Fund balance:				
Nonspendable	-	-	224	164,451
Restricted	-	-	2,928,422	44,463,062
Committed	-	-	-	862,375
Assigned	-	-	-	54,207
Total fund balance	<u>-</u>	<u>-</u>	<u>2,928,646</u>	<u>45,544,095</u>
Total liabilities and fund balance	<u>\$ 10,514</u>	<u>\$ 26,208</u>	<u>\$ 2,951,761</u>	<u>\$ 48,300,590</u>

(Concluded)



St. James Parish Government
Convent, Louisiana
Nonmajor Special Revenue Funds
Combining Statement of Revenues, Expenditures, and Changes in Fund Balances
For the Year Ended December 31, 2023

	Parishwide Drainage Maintenance	Fire Protection District No. 2 Maintenance	Road and Bridge Maintenance	Solid Waste Disposal
Revenues:				
Taxes:				
Property	\$ 2,056,354	\$ 433,492	\$ 3,404,329	\$ -
Sales and use	-	-	-	1,629,874
Intergovernmental:				
Federal	872,392	-	134,706	78,380
State	379,608	-	6,089	-
Local	757	-	8,373	210
Fines and forfeits	-	-	-	-
Charges for services	-	-	-	373,115
Investment earnings	97,766	45,126	267,430	115,267
Other revenues	-	-	241,227	63,172
Total revenues	<u>3,406,877</u>	<u>478,618</u>	<u>4,062,154</u>	<u>2,260,018</u>
Expenditures:				
Current:				
General government	-	-	-	-
Public safety	3,005,842	197,878	-	-
Highways and streets	-	-	2,039,839	-
Sanitation	-	-	-	2,665,961
Public transportation	-	-	-	-
Health and welfare	-	-	-	-
Culture and recreation	-	-	-	-
Capital outlay	18,590	5,655	27,634	11,116
Total expenditures	<u>3,024,432</u>	<u>203,533</u>	<u>2,067,473</u>	<u>2,677,077</u>
Excess (deficiency) of revenues over (under) expenditures before other financing sources (uses)	<u>382,445</u>	<u>275,085</u>	<u>1,994,681</u>	<u>(417,059)</u>
Other financing sources (uses):				
Transfers in	229,793	-	45,618	5,614
Transfers out	-	(40,000)	(4,376,600)	(379,992)
Total other financing sources (uses)	<u>229,793</u>	<u>(40,000)</u>	<u>(4,330,982)</u>	<u>(374,378)</u>
Net change in fund balance	612,238	235,085	(2,336,301)	(791,437)
Fund balance, beginning of year	4,398,456	1,354,964	9,498,057	3,898,099
Fund balance, end of year	<u>\$ 5,010,694</u>	<u>\$ 1,590,049</u>	<u>\$ 7,161,756</u>	<u>\$ 3,106,662</u>

Parish Mosquito Control	St. James Parish Library	Consolidated Road Lighting District No. 3A	Wetlands Mitigation	Coastal Impact Assistance Program	St. James Transit System
\$ -	\$ 2,056,354	\$ 591,654	\$ -	\$ -	\$ -
-	-	-	-	-	-
-	5,680	-	-	-	1,628,466
-	24,154	3,476	-	-	12,882
-	-	-	-	-	-
-	270	-	-	-	-
212,351	12,312	-	-	-	5,192
4,586	269,012	64,571	-	-	-
-	(21,739)	-	-	-	1,650
216,937	2,346,043	659,701	-	-	1,648,190
-	-	-	-	-	-
156,958	-	-	-	-	-
-	-	631,149	-	-	-
-	-	-	-	-	-
-	-	-	-	-	1,290,600
-	-	-	-	-	-
-	1,465,146	-	-	-	-
-	590,213	-	-	-	1,337,240
156,958	2,055,359	631,149	-	-	2,627,840
59,979	290,684	28,552	-	-	(979,650)
379,992	-	-	-	-	967,385
-	-	-	(587)	-	-
379,992	-	-	(587)	-	967,385
439,971	290,684	28,552	(587)	-	(12,265)
-	7,121,154	1,858,310	587	54,207	12,265
\$ 439,971	\$ 7,411,838	\$ 1,886,862	\$ -	\$ 54,207	\$ -

(Continued)

St. James Parish Government
Convent, Louisiana
Nonmajor Special Revenue Funds
Combining Statement of Revenues, Expenditures, and Changes in Fund Balances
For the Year Ended December 31, 2023

	Enhanced 911 System Maintenance	Emergency Communication	Elderly Services	Emergency Medical Services
Revenues:				
Taxes:				
Property	\$ 859,685	\$ -	\$ -	\$ -
Sales and use	-	-	1,629,874	-
Intergovernmental:				
Federal	258,564	-	5,940	-
State	-	-	666	-
Local	5,517	1,324	-	-
Fines and forfeits	-	-	-	-
Charges for services	-	328,578	-	-
Investment earnings	165,907	-	143,438	-
Other revenues	(3,094)	-	(355,087)	-
Total revenues	<u>1,286,579</u>	<u>329,902</u>	<u>1,424,831</u>	<u>-</u>
Expenditures:				
Current:				
General government	-	-	-	-
Public safety	713,504	500,725	-	-
Highways and streets	-	-	-	-
Sanitation	-	-	-	-
Public transportation	-	-	-	-
Health and welfare	-	-	2,285,643	-
Culture and recreation	-	-	-	-
Capital outlay	<u>95,197</u>	<u>-</u>	<u>259,820</u>	<u>-</u>
Total expenditures	<u>808,701</u>	<u>500,725</u>	<u>2,545,463</u>	<u>-</u>
Excess (deficiency) of revenues over (under) expenditures before other financing sources (uses)	<u>477,878</u>	<u>(170,823)</u>	<u>(1,120,632)</u>	<u>-</u>
Other financing sources (uses):				
Transfers in	147,442	165,000	28,305	644,956
Transfers out	(165,000)	-	(58,179)	-
Total other financing sources (uses)	<u>(17,558)</u>	<u>165,000</u>	<u>(29,874)</u>	<u>644,956</u>
Net change in fund balance	460,320	(5,823)	(1,150,506)	644,956
Fund balance, beginning of year	<u>4,531,607</u>	<u>69,384</u>	<u>4,214,658</u>	<u>-</u>
Fund balance, end of year	<u>\$ 4,991,927</u>	<u>\$ 63,561</u>	<u>\$ 3,064,152</u>	<u>\$ 644,956</u>

Energy Assistance	Parks and Recreation	Gramercy Recreation District	District V Recreation	Criminal Court	CC - Juror Compensation Fees
\$ -	\$ -	\$ 390,251	\$ 291,408	\$ -	\$ -
-	1,629,874	-	-	-	-
248,258	141,812	-	-	-	-
-	635	6,047	-	16,218	-
-	-	-	-	24,275	-
-	-	-	-	164,441	-
-	17,985	-	-	-	-
-	134,739	-	32,524	-	19,184
-	155,769	229,925	49,253	-	30,000
248,258	2,080,814	626,223	373,185	204,934	49,184
-	-	-	-	1,186,377	25,109
-	-	-	-	-	-
-	-	-	-	-	-
-	-	-	-	-	-
248,258	-	-	-	-	-
-	1,662,389	160,881	130,129	-	-
-	268,021	340	10,599	-	-
248,258	1,930,410	161,221	140,728	1,186,377	25,109
-	150,404	465,002	232,457	(981,443)	24,075
-	-	-	-	976,367	-
-	-	-	-	-	-
-	-	-	-	976,367	-
-	150,404	465,002	232,457	(5,076)	24,075
100	3,808,359	395,828	1,272,221	6,688	720,885
\$ 100	\$ 3,958,763	\$ 860,830	\$ 1,504,678	\$ 1,612	\$ 744,960

(Continued)

St. James Parish Government
Convent, Louisiana
Nonmajor Special Revenue Funds
Combining Statement of Revenues, Expenditures, and Changes in Fund Balances
For the Year Ended December 31, 2023

	CC -Law Enforcement Officer Witness Fees	Community Services Block Grant	Emergency Food and Shelter	Title III C-2 Home Delivered Meals
Revenues:				
Taxes:				
Property	\$ -	\$ -	\$ -	\$ -
Sales and use	-	-	-	-
Intergovernmental:				
Federal	-	40,764	56,675	64,021
State	-	-	-	24,141
Local	-	-	-	-
Fines and forfeits	-	-	-	-
Charges for services	-	-	-	-
Investment earnings	-	-	-	-
Other revenues	24,000	(126)	(87)	5,932
Total revenues	<u>24,000</u>	<u>40,638</u>	<u>56,588</u>	<u>94,094</u>
Expenditures:				
Current:				
General government	6,900	-	-	-
Public safety	-	-	-	-
Highways and streets	-	-	-	-
Sanitation	-	-	-	-
Public transportation	-	-	-	-
Health and welfare	-	40,638	56,588	246,760
Culture and recreation	-	-	-	-
Capital outlay	-	-	-	-
Total expenditures	<u>6,900</u>	<u>40,638</u>	<u>56,588</u>	<u>246,760</u>
Excess (deficiency) of revenues over (under) expenditures before other financing sources (uses)	<u>17,100</u>	<u>-</u>	<u>-</u>	<u>(152,666)</u>
Other financing sources (uses):				
Transfers in	-	-	-	152,666
Transfers out	-	-	-	-
Total other financing sources (uses)	<u>-</u>	<u>-</u>	<u>-</u>	<u>152,666</u>
Net change in fund balance	17,100	-	-	-
Fund balance, beginning of year	<u>100,315</u>	<u>-</u>	<u>-</u>	<u>-</u>
Fund balance, end of year	<u>\$ 117,415</u>	<u>\$ -</u>	<u>\$ -</u>	<u>\$ -</u>

Title III				
C-1 Congregate Meals	B Supportive Services	C-1 Area Agency Administration	D Preventive Health	E NFCSP (Caregiver)
\$ -	\$ -	\$ -	\$ -	\$ -
-	-	-	-	-
68,011	37,169	15,335	5,833	13,908
28,443	7,042	4,710	-	5,471
-	-	-	-	-
-	-	-	-	-
-	-	-	-	-
-	-	-	-	-
(15,116)	(17,815)	(13,221)	(1,751)	(3,478)
81,338	26,396	6,824	4,082	15,901
-	-	-	-	-
-	-	-	-	-
-	-	-	-	-
-	-	-	-	-
-	-	-	-	-
96,293	48,072	12,931	6,457	21,371
-	-	-	-	-
-	-	-	-	-
96,293	48,072	12,931	6,457	21,371
(14,955)	(21,676)	(6,107)	(2,375)	(5,470)
14,955	21,676	6,107	2,375	5,470
-	-	-	-	-
14,955	21,676	6,107	2,375	5,470
-	-	-	-	-
-	-	-	-	-
\$ -	\$ -	\$ -	\$ -	\$ -

(Continued)

St. James Parish
Convent, Louisiana
Nonmajor Special Revenue Funds
Combining Statement of Revenues, Expenditures, and Changes in Fund Balances
For the Year Ended December 31, 2023

	Senior Center	GOEA Supplemental Senior Center	Senior Center Additional Appropriation	Title V Senior Employment
Revenues:				
Taxes:				
Property	\$ -	\$ -	\$ -	\$ -
Sales and use	-	-	-	-
Intergovernmental:				
Federal	-	-	-	-
State	61,566	3,100	7,813	-
Local	-	-	-	-
Fines and forfeits	-	-	-	-
Charges for services	-	-	-	-
Investment earnings	-	-	-	-
Other revenues	15,624	-	-	-
Total revenues	<u>77,190</u>	<u>3,100</u>	<u>7,813</u>	<u>-</u>
Expenditures:				
Current:				
General government	-	-	-	-
Public safety	-	-	-	-
Highways and streets	-	-	-	-
Sanitation	-	-	-	-
Public transportation	-	-	-	-
Health and welfare	71,878	-	-	-
Culture and recreation	-	-	-	-
Capital outlay	<u>55,217</u>	<u>-</u>	<u>-</u>	<u>-</u>
Total expenditures	<u>127,095</u>	<u>-</u>	<u>-</u>	<u>-</u>
Excess (deficiency) of revenues over (under) expenditures before other financing sources (uses)	<u>(49,905)</u>	<u>3,100</u>	<u>7,813</u>	<u>-</u>
Other financing sources (uses):				
Transfers in	49,905	-	-	-
Transfers out	-	(3,100)	(7,813)	-
Total other financing sources (uses)	<u>49,905</u>	<u>(3,100)</u>	<u>(7,813)</u>	<u>-</u>
Net change in fund balance	-	-	-	-
Fund balance, beginning of year	-	-	-	27
Fund balance, end of year	<u>\$ -</u>	<u>\$ -</u>	<u>\$ -</u>	<u>\$ 27</u>

Area Agency on Aging		Low Income Household Water Assistance Program	Expanding the Public Health Workforce	River Parish Youth Build
Parish Council on Aging	Nutritional Services Incentive Program			
\$ -	\$ -	\$ -	\$ -	\$ -
-	-	-	-	-
-	60,058	60,100	6,267	-
100,000	-	-	-	-
-	-	-	-	-
-	-	-	-	-
-	-	-	-	-
6,770	17,234	-	53	-
106,770	77,292	60,100	6,320	-
-	-	-	-	-
-	-	-	-	-
-	-	-	-	-
-	-	-	-	-
-	-	60,100	6,320	-
-	-	-	-	-
-	-	-	-	-
-	-	60,100	6,320	-
106,770	77,292	-	-	-
-	-	-	-	-
(106,770)	(77,292)	-	-	-
(106,770)	(77,292)	-	-	-
-	-	-	-	-
-	-	-	-	429
\$ -	\$ -	\$ -	\$ -	\$ 429

(Continued)

St. James Parish
Convent, Louisiana
Nonmajor Special Revenue Funds
Combining Statement of Revenues, Expenditures, and Changes in Fund Balances
For the Year Ended December 31, 2023

	Youth Build AmeriCorps	Housing Preservation Grant	St. James Youth Center	Total
Revenues:				
Taxes:				
Property	\$ -	\$ -	\$ 412,645	\$ 10,496,172
Sales and use	-	-	-	4,889,622
Intergovernmental:				
Federal	-	94,366	-	3,896,705
State	-	-	-	692,061
Local	-	-	-	40,456
Fines and forfeits	-	-	1,052	165,763
Charges for services	-	-	-	949,533
Investment earnings	-	-	142,896	1,502,446
Other revenues	-	-	-	409,095
Total revenues	-	94,366	556,593	23,041,853
Expenditures:				
Current:				
General government	-	-	-	1,218,386
Public safety	-	-	43,662	4,618,569
Highways and streets	-	-	-	2,670,988
Sanitation	-	-	-	2,665,961
Public transportation	-	-	-	1,290,600
Health and welfare	-	94,366	-	3,295,675
Culture and recreation	-	-	-	3,418,545
Capital outlay	-	-	-	2,679,642
Total expenditures	-	94,366	43,662	21,858,366
Excess (deficiency) of revenues over (under) expenditures before other financing sources (uses)	-	-	512,931	1,183,487
Other financing sources (uses):				
Transfers in	-	-	-	3,843,626
Transfers out	-	-	(1,200,000)	(6,415,333)
Total other financing sources (uses)	-	-	(1,200,000)	(2,571,707)
Net change in fund balance	-	-	(687,069)	(1,388,220)
Fund balance, beginning of year	-	-	3,615,715	46,932,315
Fund balance, end of year	\$ -	\$ -	\$ 2,928,646	\$ 45,544,095

(Concluded)

St. James Parish Government
Convent, Louisiana
Parishwide Drainage Maintenance Fund
Schedule of Revenues, Expenditures, and Changes in Fund Balances
Budget and Actual
For the Year Ended December 31, 2023

	Budget		Actual	Variance with Final Budget Positive (Negative)
	Original	Final		
Revenues:				
Taxes:				
Property	\$ 1,869,900	\$ 1,897,100	\$ 2,056,354	\$ 159,254
Intergovernmental:				
Federal	177,800	805,500	872,392	66,892
State	316,400	348,800	379,608	30,808
Local	-	800	757	(43)
Investment earnings (losses)	1,700	46,800	97,766	50,966
Total revenues	<u>2,365,800</u>	<u>3,099,000</u>	<u>3,406,877</u>	<u>307,877</u>
Expenditures:				
Current:				
Public safety	3,201,300	3,066,900	3,005,842	61,058
Capital outlay	-	618,600	18,590	600,010
Total expenditures	<u>3,201,300</u>	<u>3,685,500</u>	<u>3,024,432</u>	<u>661,068</u>
Excess (deficiency) of revenues over (under) expenditures before other financing sources (uses)	<u>(835,500)</u>	<u>(586,500)</u>	<u>382,445</u>	<u>968,945</u>
Other financing sources (uses):				
Transfers in	-	526,047	229,793	(296,254)
Total other financing sources (uses)	<u>-</u>	<u>526,047</u>	<u>229,793</u>	<u>(296,254)</u>
Net change in fund balance	(835,500)	(60,453)	612,238	672,691
Fund balance, beginning of year	<u>4,332,272</u>	<u>4,398,456</u>	<u>4,398,456</u>	<u>-</u>
Fund balance, end of year	<u>\$ 3,496,772</u>	<u>\$ 4,338,003</u>	<u>\$ 5,010,694</u>	<u>\$ 672,691</u>

St. James Parish Government
Convent, Louisiana
Fire Protection District No. 2 Maintenance Fund
Schedule of Revenues, Expenditures, and Changes in Fund Balances
Budget and Actual
For the Year Ended December 31, 2023

	Budget		Actual	Variance with Final Budget Positive (Negative)
	Original	Final		
Revenues:				
Taxes:				
Property	\$ 408,700	\$ 411,800	\$ 433,492	\$ 21,692
Investment earnings (losses)	2,300	30,000	45,126	15,126
Total revenues	411,000	441,800	478,618	36,818
Expenditures:				
Current:				
Public safety	195,600	230,800	197,878	32,922
Capital outlay	-	5,700	5,655	45
Total expenditures	195,600	236,500	203,533	32,967
Excess (deficiency) of revenues over (under) expenditures before other financing sources (uses)	215,400	205,300	275,085	69,785
Other financing sources (uses):				
Transfers out	(40,000)	(40,000)	(40,000)	-
Total other financing sources (uses)	(40,000)	(40,000)	(40,000)	-
Net change in fund balance	175,400	165,300	235,085	69,785
Fund balance, beginning of year	1,296,113	1,354,964	1,354,964	-
Fund balance, end of year	\$ 1,471,513	\$ 1,520,264	\$ 1,590,049	\$ 69,785

St. James Parish Government
Convent, Louisiana
Road and Bridge Maintenance Fund
Schedule of Revenues, Expenditures, and Changes in Fund Balances
Budget and Actual
For the Year Ended December 31, 2023

	Budget			Variance with Final Budget Positive (Negative)
	Original	Final	Actual	
Revenues:				
Taxes:				
Property	\$ 3,095,400	\$ 3,139,700	\$ 3,404,329	\$ 264,629
Intergovernmental:				
Federal	-	48,500	134,706	86,206
State	6,800	4,300	6,089	1,789
Local	-	8,400	8,373	(27)
Investment earnings (losses)	13,100	143,100	267,430	124,330
Other revenues	80,000	128,800	241,227	112,427
Total revenues	<u>3,195,300</u>	<u>3,472,800</u>	<u>4,062,154</u>	<u>589,354</u>
Expenditures:				
Current:				
Highways and streets	2,230,200	2,447,700	2,039,839	407,861
Capital outlay	-	11,400	27,634	(16,234)
Total expenditures	<u>2,230,200</u>	<u>2,459,100</u>	<u>2,067,473</u>	<u>391,627</u>
Excess (deficiency) of revenues over (under) expenditures before other financing sources (uses)	<u>965,100</u>	<u>1,013,700</u>	<u>1,994,681</u>	<u>980,981</u>
Other financing sources (uses):				
Transfers in	-	45,618	45,618	-
Transfers out	(2,594,600)	(4,582,400)	(4,376,600)	205,800
Total other financing sources (uses)	<u>(2,594,600)</u>	<u>(4,536,782)</u>	<u>(4,330,982)</u>	<u>205,800</u>
Net change in fund balance	(1,629,500)	(3,523,082)	(2,336,301)	1,186,781
Fund balance, beginning of year	8,437,446	9,498,057	9,498,057	-
Fund balance, end of year	<u>\$ 6,807,946</u>	<u>\$ 5,974,975</u>	<u>\$ 7,161,756</u>	<u>\$ 1,186,781</u>

St. James Parish Government
Convent, Louisiana
Solid Waste Disposal Fund
Schedule of Revenues, Expenditures, and Changes in Fund Balances
Budget and Actual
For the Year Ended December 31, 2023

	Budget			Variance with Final Budget Positive (Negative)
	Original	Final	Actual	
Revenues:				
Taxes:				
Sales and use	\$ 1,229,700	\$ 1,413,400	\$ 1,629,874	\$ 216,474
Intergovernmental:				
Federal	-	34,900	78,380	43,480
Local	-	200	210	10
Charges for services	574,200	362,600	373,115	10,515
Investment earnings (losses)	6,900	84,700	115,267	30,567
Other revenues	46,500	52,600	63,172	10,572
Total revenues	<u>1,857,300</u>	<u>1,948,400</u>	<u>2,260,018</u>	<u>311,618</u>
Expenditures:				
Current:				
Public safety	196,000	-	-	-
Sanitation	2,763,200	2,774,400	2,665,961	108,439
Capital outlay	-	11,200	11,116	84
Total expenditures	<u>2,959,200</u>	<u>2,785,600</u>	<u>2,677,077</u>	<u>108,523</u>
Excess (deficiency) of revenues over (under) expenditures before other financing sources (uses)	<u>(1,101,900)</u>	<u>(837,200)</u>	<u>(417,059)</u>	<u>420,141</u>
Other financing sources (uses):				
Transfers in	-	5,614	5,614	-
Transfers out	-	(380,000)	(379,992)	8
Total other financing sources (uses)	<u>-</u>	<u>(374,386)</u>	<u>(374,378)</u>	<u>8</u>
Net change in fund balance	(1,101,900)	(1,211,586)	(791,437)	420,149
Fund balance, beginning of year	<u>3,566,708</u>	<u>3,898,099</u>	<u>3,898,099</u>	<u>-</u>
Fund balance, end of year	<u>\$ 2,464,808</u>	<u>\$ 2,686,513</u>	<u>\$ 3,106,662</u>	<u>\$ 420,149</u>

St. James Parish Government
Convent, Louisiana
Parish Mosquito Control
Schedule of Revenues, Expenditures, and Changes in Fund Balances
Budget and Actual
For the Year Ended December 31, 2023

	Budget			Variance with Final Budget Positive (Negative)
	Original	Final	Actual	
Revenues:				
Charges for services	\$ -	\$ 211,200	\$ 212,351	\$ 1,151
Investment earnings	-	800	4,586	3,786
Total revenues	-	212,000	216,937	4,937
Expenditures:				
Current:				
Public safety	-	165,000	156,958	8,042
Total expenditures	-	165,000	156,958	8,042
Excess (deficiency) of revenues over (under) expenditures before other financing sources (uses)	-	47,000	59,979	12,979
Other financing sources (uses):				
Transfers in	-	380,000	379,992	(8)
Total other financing sources (uses)	-	380,000	379,992	(8)
Net change in fund balance	-	427,000	439,971	12,971
Fund balance, beginning of year	-	-	-	-
Fund balance, end of year	\$ -	\$ 427,000	\$ 439,971	\$ 12,971

St. James Parish Government
Convent, Louisiana
St. James Parish Library Fund
Schedule of Revenues, Expenditures, and Changes in Fund Balances
Budget and Actual
For the Year Ended December 31, 2023

	Budget		Actual	Variance with Final Budget Positive (Negative)
	Original	Final		
Revenues:				
Taxes:				
Property	\$ 1,869,900	\$ 1,896,900	\$ 2,056,354	\$ 159,454
Intergovernmental:				
Federal	-	4,600	5,680	1,080
State	20,900	23,500	24,154	654
Fines and forfeits	500	500	270	(230)
Charges for services	14,000	14,000	12,312	(1,688)
Investment earnings (losses)	3,900	132,700	269,012	136,312
Other revenues	-	(21,700)	(21,739)	(39)
Total revenues	<u>1,909,200</u>	<u>2,050,500</u>	<u>2,346,043</u>	<u>295,543</u>
Expenditures:				
Current:				
Culture and recreation	1,522,700	1,577,500	1,465,146	112,354
Capital outlay	<u>2,228,500</u>	<u>624,200</u>	<u>590,213</u>	<u>33,987</u>
Total expenditures	<u>3,751,200</u>	<u>2,201,700</u>	<u>2,055,359</u>	<u>146,341</u>
Excess (deficiency) of revenues over (under) expenditures before other financing sources (uses)	<u>(1,842,000)</u>	<u>(151,200)</u>	<u>290,684</u>	<u>441,884</u>
Net change in fund balance	(1,842,000)	(151,200)	290,684	441,884
Fund balance, beginning of year	<u>6,532,909</u>	<u>7,121,154</u>	<u>7,121,154</u>	<u>-</u>
Fund balance, end of year	<u>\$ 4,690,909</u>	<u>\$ 6,969,954</u>	<u>\$ 7,411,838</u>	<u>\$ 441,884</u>

St. James Parish Government
Convent, Louisiana
Consolidated Road Lighting District No. 3A
Schedule of Revenues, Expenditures, and Changes in Fund Balances
Budget and Actual
For the Year Ended December 31, 2023

	Budget			Variance with Final Budget Positive (Negative)
	Original	Final	Actual	
Revenues:				
Taxes:				
Property	\$ 557,800	\$ 561,900	\$ 591,654	\$ 29,754
Intergovernmental:				
State	3,900	3,800	3,476	(324)
Investment earnings (losses)	2,900	39,000	64,571	25,571
Total revenues	<u>564,600</u>	<u>604,700</u>	<u>659,701</u>	<u>55,001</u>
Expenditures:				
Current:				
Highways and streets	521,700	604,900	631,149	(26,249)
Capital outlay	150,000	-	-	-
Total expenditures	<u>671,700</u>	<u>604,900</u>	<u>631,149</u>	<u>(26,249)</u>
Excess (deficiency) of revenues over (under) expenditures before other financing sources (uses)	<u>(107,100)</u>	<u>(200)</u>	<u>28,552</u>	<u>28,752</u>
Net change in fund balance	(107,100)	(200)	28,552	28,752
Fund balance, beginning of year	<u>1,801,578</u>	<u>1,858,310</u>	<u>1,858,310</u>	<u>-</u>
Fund balance, end of year	<u>\$ 1,694,478</u>	<u>\$ 1,858,110</u>	<u>\$ 1,886,862</u>	<u>\$ 28,752</u>

St. James Parish Government
Convent, Louisiana
Wetlands Mitigation Fund
Schedule of Revenues, Expenditures, and Changes in Fund Balances
Budget and Actual
For the Year Ended December 31, 2023

	Budget			Variance with Final Budget Positive (Negative)
	Original	Final	Actual	
Other financing sources (uses):				
Transfers out	\$ -	\$ (587)	\$ (587)	\$ -
Total other financing sources (uses)	-	(587)	(587)	-
Net change in fund balance	-	(587)	(587)	-
Fund balance, beginning of year	587	587	587	-
Fund balance, end of year	<u>\$ 587</u>	<u>\$ -</u>	<u>\$ -</u>	<u>\$ -</u>

St. James Parish Government
 Convent, Louisiana
 Coastal Impact Assistance Program Fund
 Schedule of Revenues, Expenditures, and Changes in Fund Balances
 Budget and Actual
 For the Year Ended December 31, 2023

	Budget		Actual	Variance with Final Budget Positive (Negative)
	Original	Final		
Fund balance, beginning of year	\$ 54,208	\$ 54,207	\$ 54,207	\$ -
Fund balance, end of year	<u>\$ 54,208</u>	<u>\$ 54,207</u>	<u>\$ 54,207</u>	<u>\$ -</u>

St. James Parish Government
Convent, Louisiana
St. James Transit System Fund
Schedule of Revenues, Expenditures, and Changes in Fund Balances
Budget and Actual
For the Year Ended December 31, 2023

	Budget			Variance with Final Budget Positive (Negative)
	Original	Final	Actual	
Revenues:				
Intergovernmental:				
Federal	\$ 323,100	\$ 1,508,700	\$ 1,628,466	\$ 119,766
State	-	12,900	12,882	(18)
Charges for services	14,400	5,200	5,192	(8)
Other revenues	-	1,700	1,650	(50)
Total revenues	<u>337,500</u>	<u>1,528,500</u>	<u>1,648,190</u>	<u>119,690</u>
Expenditures:				
Current:				
Public Transportation	1,290,400	1,326,900	1,290,600	36,300
Capital outlay	-	1,337,200	1,337,240	(40)
Total expenditures	<u>1,290,400</u>	<u>2,664,100</u>	<u>2,627,840</u>	<u>36,260</u>
Excess (deficiency) of revenues over (under) expenditures before other financing sources (uses)	<u>(952,900)</u>	<u>(1,135,600)</u>	<u>(979,650)</u>	<u>155,950</u>
Other financing sources (uses):				
Transfers in	<u>952,900</u>	<u>1,123,400</u>	<u>967,385</u>	<u>(156,015)</u>
Total other financing sources (uses)	<u>952,900</u>	<u>1,123,400</u>	<u>967,385</u>	<u>(156,015)</u>
Net change in fund balance	-	(12,200)	(12,265)	(65)
Fund balance, beginning of year	<u>12,600</u>	<u>12,265</u>	<u>12,265</u>	<u>-</u>
Fund balance, end of year	<u>\$ 12,600</u>	<u>\$ 65</u>	<u>\$ -</u>	<u>\$ (65)</u>

St. James Parish Government
Convent, Louisiana
Enhanced 911 System Maintenance Fund
Schedule of Revenues, Expenditures, and Changes in Fund Balances
Budget and Actual
For the Year Ended December 31, 2023

	Budget		Actual	Variance with Final Budget Positive (Negative)
	Original	Final		
Revenues:				
Taxes:				
Property	\$ 781,700	\$ 793,100	\$ 859,685	\$ 66,585
Intergovernmental:				
Federal	68,000	259,400	258,564	(836)
Local	2,600	1,200	5,517	4,317
Investment earnings (losses)	12,000	141,300	165,907	24,607
Other revenues	32,500	(38,800)	(3,094)	35,706
Total revenues	<u>896,800</u>	<u>1,156,200</u>	<u>1,286,579</u>	<u>130,379</u>
Expenditures:				
Current:				
Public safety	914,300	979,900	713,504	266,396
Capital outlay	120,000	107,500	95,197	12,303
Total expenditures	<u>1,034,300</u>	<u>1,087,400</u>	<u>808,701</u>	<u>278,699</u>
Excess (deficiency) of revenues over (under) expenditures before other financing sources (uses)	<u>(137,500)</u>	<u>68,800</u>	<u>477,878</u>	<u>409,078</u>
Other financing sources (uses):				
Transfers in	250,500	182,400	147,442	(34,958)
Transfers out	(237,300)	(141,400)	(165,000)	(23,600)
Total other financing sources (uses)	<u>13,200</u>	<u>41,000</u>	<u>(17,558)</u>	<u>(58,558)</u>
Net change in fund balance	(124,300)	109,800	460,320	350,520
Fund balance, beginning of year	4,089,085	4,531,607	4,531,607	-
Fund balance, end of year	<u>\$ 3,964,785</u>	<u>\$ 4,641,407</u>	<u>\$ 4,991,927</u>	<u>\$ 350,520</u>

St. James Parish Government
Convent, Louisiana
Emergency Communication Fund
Schedule of Revenues, Expenditures, and Changes in Fund Balances
Budget and Actual
For the Year Ended December 31, 2023

	Budget		Actual	Variance with Final Budget Positive (Negative)
	Original	Final		
Revenues:				
Intergovernmental:				
Local	\$ -	\$ 700	\$ 1,324	\$ 624
Charges for services	331,500	312,500	328,578	16,078
Total revenues	331,500	313,200	329,902	16,702
Expenditures:				
Current:				
Public safety	568,800	523,900	500,725	23,175
Total expenditures	568,800	523,900	500,725	23,175
Excess (deficiency) of revenues over (under) expenditures before other financing sources (uses)	(237,300)	(210,700)	(170,823)	39,877
Other financing sources (uses):				
Transfers in	237,300	141,400	165,000	23,600
Total other financing sources (uses)	237,300	141,400	165,000	23,600
Net change in fund balance	-	(69,300)	(5,823)	63,477
Fund balance, beginning of year	38	69,384	69,384	-
Fund balance, end of year	\$ 38	\$ 84	\$ 63,561	\$ 63,477

St. James Parish Government
Convent, Louisiana
Elderly Services Fund
Schedule of Revenues, Expenditures, and Changes in Fund Balances
Budget and Actual
For the Year Ended December 31, 2023

	Budget			Variance with Final Budget Positive (Negative)
	Original	Final	Actual	
Revenues:				
Taxes:				
Sales and use	\$ 1,229,700	\$ 1,413,400	\$ 1,629,874	\$ 216,474
Intergovernmental:				
Federal	-	6,000	5,940	(60)
State	800	700	666	(34)
Investment earnings (losses)	9,600	113,800	143,438	29,638
Other revenues	-	(355,100)	(355,087)	13
Total revenues	<u>1,240,100</u>	<u>1,178,800</u>	<u>1,424,831</u>	<u>246,031</u>
Expenditures:				
Current:				
Health and welfare	2,231,700	2,421,500	2,285,643	135,857
Capital outlay	<u>247,800</u>	<u>257,200</u>	<u>259,820</u>	<u>(2,620)</u>
Total expenditures	<u>2,479,500</u>	<u>2,678,700</u>	<u>2,545,463</u>	<u>133,237</u>
Excess (deficiency) of revenues over (under)				
expenditures before other financing sources (uses)	<u>(1,239,400)</u>	<u>(1,499,900)</u>	<u>(1,120,632)</u>	<u>379,268</u>
Other financing sources (uses):				
Transfers in	593,500	27,900	28,305	405
Transfers out	<u>(70,400)</u>	<u>(70,400)</u>	<u>(58,179)</u>	<u>12,221</u>
Total other financing sources (uses)	<u>523,100</u>	<u>(42,500)</u>	<u>(29,874)</u>	<u>12,626</u>
Net change in fund balance	(716,300)	(1,542,400)	(1,150,506)	391,894
Fund balance, beginning of year	<u>3,797,679</u>	<u>4,214,658</u>	<u>4,214,658</u>	<u>-</u>
Fund balance, end of year	<u>\$ 3,081,379</u>	<u>\$ 2,672,258</u>	<u>\$ 3,064,152</u>	<u>\$ 391,894</u>

St. James Parish Government
 Convent, Louisiana
 Emergency Medical Services Fund
 Schedule of Revenues, Expenditures, and Changes in Fund Balances
 Budget and Actual
 For the Year Ended December 31, 2023

	Budget			Variance with Final Budget Positive (Negative)
	Original	Final	Actual	
Other financing sources (uses):				
Transfers in	\$ -	\$ 614,400	\$ 644,956	\$ 30,556
Total other financing sources (uses)	-	614,400	644,956	30,556
Net change in fund balance	-	614,400	644,956	30,556
Fund balance, beginning of year	-	-	-	-
Fund balance, end of year	\$ -	\$ 614,400	\$ 644,956	\$ 30,556

St. James Parish Government
Convent, Louisiana
Energy Assistance Fund
Schedule of Revenues, Expenditures, and Changes in Fund Balances
Budget and Actual
For the Year Ended December 31, 2023

	Budget		Actual	Variance with Final Budget Positive (Negative)
	Original	Final		
Revenues:				
Intergovernmental:				
Federal	\$ 149,900	\$ 192,900	\$ 248,258	\$ 55,358
Total revenues	<u>149,900</u>	<u>192,900</u>	<u>248,258</u>	<u>55,358</u>
Expenditures:				
Current:				
Health and welfare	149,900	193,001	248,258	(55,257)
Total expenditures	<u>149,900</u>	<u>193,001</u>	<u>248,258</u>	<u>(55,257)</u>
Excess (deficiency) of revenues over (under)				
expenditures before other financing sources (uses)	<u>-</u>	<u>(101)</u>	<u>-</u>	<u>101</u>
Net change in fund balance	-	(101)	-	101
Fund balance, beginning of year	101	101	100	(1)
Fund balance, end of year	<u>\$ 101</u>	<u>\$ -</u>	<u>\$ 100</u>	<u>\$ 100</u>

St. James Parish Government
Convent, Louisiana
Parks and Recreation Fund
Schedule of Revenues, Expenditures, and Changes in Fund Balances
Budget and Actual
For the Year Ended December 31, 2023

	Budget			Variance with Final Budget Positive (Negative)
	Original	Final	Actual	
Revenues:				
Taxes:				
Sales and use	\$ 1,229,700	\$ 1,413,400	\$ 1,629,874	\$ 216,474
Intergovernmental:				
Federal	-	24,700	141,812	117,112
State	1,346,600	600	635	35
Local	-	28,100	-	(28,100)
Charges for services	7,200	15,000	17,985	2,985
Investment earnings (losses)	9,500	75,800	134,739	58,939
Other revenues	62,800	117,200	155,769	38,569
Total revenues	<u>2,655,800</u>	<u>1,674,800</u>	<u>2,080,814</u>	<u>406,014</u>
Expenditures:				
Current:				
Culture and recreation	2,128,300	1,773,700	1,662,389	111,311
Capital outlay	<u>2,150,000</u>	<u>275,000</u>	<u>268,021</u>	<u>6,979</u>
Total expenditures	<u>4,278,300</u>	<u>2,048,700</u>	<u>1,930,410</u>	<u>118,290</u>
Excess (deficiency) of revenues over (under) expenditures before other financing sources (uses)	<u>(1,622,500)</u>	<u>(373,900)</u>	<u>150,404</u>	<u>524,304</u>
Net change in fund balance	(1,622,500)	(373,900)	150,404	524,304
Fund balance, beginning of year	<u>3,177,684</u>	<u>3,808,359</u>	<u>3,808,359</u>	<u>-</u>
Fund balance, end of year	<u><u>\$ 1,555,184</u></u>	<u><u>\$ 3,434,459</u></u>	<u><u>\$ 3,958,763</u></u>	<u><u>\$ 524,304</u></u>

St. James Parish Government
Convent, Louisiana
Gramercy Recreation District Fund
Schedule of Revenues, Expenditures, and Changes in Fund Balances
Budget and Actual
For the Year Ended December 31, 2023

	Budget			Variance with Final Budget Positive (Negative)
	Original	Final	Actual	
Revenues:				
Taxes:				
Property	\$ 261,600	\$ 280,600	\$ 390,251	\$ 109,651
Intergovernmental:				
State	6,800	6,400	6,047	(353)
Other revenues	-	140,000	229,925	89,925
Total revenues	<u>268,400</u>	<u>427,000</u>	<u>626,223</u>	<u>199,223</u>
Expenditures:				
Current:				
Culture and recreation	286,200	190,500	160,881	29,619
Capital outlay	<u>266,900</u>	<u>400</u>	<u>340</u>	<u>60</u>
Total expenditures	<u>553,100</u>	<u>190,900</u>	<u>161,221</u>	<u>29,679</u>
Excess (deficiency) of revenues over (under) expenditures before other financing sources (uses)	<u>(284,700)</u>	<u>236,100</u>	<u>465,002</u>	<u>228,902</u>
Net change in fund balance	(284,700)	236,100	465,002	228,902
Fund balance, beginning of year	<u>343,148</u>	<u>395,828</u>	<u>395,828</u>	<u>-</u>
Fund balance, end of year	<u>\$ 58,448</u>	<u>\$ 631,928</u>	<u>\$ 860,830</u>	<u>\$ 228,902</u>

St. James Parish Government
Convent, Louisiana
District V Recreation Fund
Schedule of Revenues, Expenditures, and Changes in Fund Balances
Budget and Actual
For the Year Ended December 31, 2023

	Budget			Variance with Final Budget Positive (Negative)
	Original	Final	Actual	
Revenues:				
Taxes:				
Property	\$ 202,500	\$ 203,800	\$ 291,408	\$ 87,608
Investment earnings (losses)	5,200	28,000	32,524	4,524
Other revenues	-	21,000	49,253	28,253
Total revenues	<u>207,700</u>	<u>252,800</u>	<u>373,185</u>	<u>120,385</u>
Expenditures:				
Current:				
Culture and recreation	171,700	130,000	130,129	(129)
Capital outlay	<u>150,000</u>	<u>10,600</u>	<u>10,599</u>	<u>1</u>
Total expenditures	<u>321,700</u>	<u>140,600</u>	<u>140,728</u>	<u>(128)</u>
Excess (deficiency) of revenues over (under) expenditures before other financing sources (uses)	<u>(114,000)</u>	<u>112,200</u>	<u>232,457</u>	<u>120,257</u>
Net change in fund balance	(114,000)	112,200	232,457	120,257
Fund balance, beginning of year	<u>1,191,993</u>	<u>1,272,221</u>	<u>1,272,221</u>	<u>-</u>
Fund balance, end of year	<u>\$ 1,077,993</u>	<u>\$ 1,384,421</u>	<u>\$ 1,504,678</u>	<u>\$ 120,257</u>

St. James Parish Government
Convent, Louisiana
Criminal Court Fund
Schedule of Revenues, Expenditures, and Changes in Fund Balances
Budget and Actual
For the Year Ended December 31, 2023

	Budget			Variance with Final Budget Positive (Negative)
	Original	Final	Actual	
Revenues:				
Intergovernmental:				
State	\$ 16,200	\$ 16,000	\$ 16,218	\$ 218
Local	17,000	23,000	24,275	1,275
Fines and forfeits	149,800	141,200	164,441	23,241
Total revenues	<u>183,000</u>	<u>180,200</u>	<u>204,934</u>	<u>24,734</u>
Expenditures:				
Current:				
General government	<u>1,127,800</u>	<u>1,138,300</u>	<u>1,186,377</u>	<u>(48,077)</u>
Total expenditures	<u>1,127,800</u>	<u>1,138,300</u>	<u>1,186,377</u>	<u>(48,077)</u>
Excess (deficiency) of revenues over (under)				
expenditures before other financing sources (uses)	<u>(944,800)</u>	<u>(958,100)</u>	<u>(981,443)</u>	<u>(23,343)</u>
Other financing sources (uses):				
Transfers in	<u>944,800</u>	<u>951,500</u>	<u>976,367</u>	<u>24,867</u>
Total other financing sources (uses)	<u>944,800</u>	<u>951,500</u>	<u>976,367</u>	<u>24,867</u>
Net change in fund balance	-	(6,600)	(5,076)	1,524
Fund balance, beginning of year	<u>8</u>	<u>6,688</u>	<u>6,688</u>	<u>-</u>
Fund balance, end of year	<u>\$ 8</u>	<u>\$ 88</u>	<u>\$ 1,612</u>	<u>\$ 1,524</u>

St. James Parish Government
Convent, Louisiana
CC - Juror Compensation Fees Fund
Schedule of Revenues, Expenditures, and Changes in Fund Balances
Budget and Actual
For the Year Ended December 31, 2023

	Budget			Variance with Final Budget Positive (Negative)
	Original	Final	Actual	
Revenues:				
Investment earnings (losses)	\$ 1,500	\$ 12,000	\$ 19,184	\$ 7,184
Other revenues	25,000	25,000	30,000	5,000
Total revenues	26,500	37,000	49,184	12,184
Expenditures:				
Current:				
General government	40,000	40,000	25,109	14,891
Total expenditures	40,000	40,000	25,109	14,891
Excess (deficiency) of revenues over (under) expenditures before other financing sources (uses)	(13,500)	(3,000)	24,075	27,075
Net change in fund balance	(13,500)	(3,000)	24,075	27,075
Fund balance, beginning of year	703,739	720,885	720,885	-
Fund balance, end of year	<u>\$ 690,239</u>	<u>\$ 717,885</u>	<u>\$ 744,960</u>	<u>\$ 27,075</u>

St. James Parish Government
Convent, Louisiana
CC - Law Enforcement Officer Witness Fees Fund
Schedule of Revenues, Expenditures, and Changes in Fund Balances
Budget and Actual
For the Year Ended December 31, 2023

	Budget		Actual	Variance with Final Budget Positive (Negative)
	Original	Final		
Revenues:				
Other revenues	\$ 20,000	\$ 20,000	\$ 24,000	\$ 4,000
Total revenues	20,000	20,000	24,000	4,000
Expenditures:				
Current:				
General government	9,500	11,000	6,900	4,100
Total expenditures	9,500	11,000	6,900	4,100
Excess (deficiency) of revenues over (under) expenditures before other financing sources (uses)	10,500	9,000	17,100	8,100
Net change in fund balance	10,500	9,000	17,100	8,100
Fund balance, beginning of year	99,045	100,315	100,315	-
Fund balance, end of year	\$ 109,545	\$ 109,315	\$ 117,415	\$ 8,100

St. James Parish Government
Convent, Louisiana
Community Services Block Grant Fund
Schedule of Revenues, Expenditures, and Changes in Fund Balances
Budget and Actual
For the Year Ended December 31, 2023

	Budget		Actual	Variance with Final Budget Positive (Negative)
	Original	Final		
Revenues:				
Intergovernmental:				
Federal	\$ 47,800	\$ 40,700	\$ 40,764	\$ 64
Other revenues	-	-	(126)	(126)
Total revenues	<u>47,800</u>	<u>40,700</u>	<u>40,638</u>	<u>(62)</u>
Expenditures:				
Current:				
Health and welfare	<u>47,800</u>	<u>40,700</u>	<u>40,638</u>	<u>62</u>
Total expenditures	<u>47,800</u>	<u>40,700</u>	<u>40,638</u>	<u>62</u>
Excess (deficiency) of revenues over (under)				
expenditures before other financing sources (uses)	<u>-</u>	<u>-</u>	<u>-</u>	<u>-</u>
Net change in fund balance	-	-	-	-
Fund balance, beginning of year	-	-	-	-
Fund balance, end of year	<u>\$ -</u>	<u>\$ -</u>	<u>\$ -</u>	<u>\$ -</u>

St. James Parish Government
Convent, Louisiana
Emergency Food & Shelter Fund
Schedule of Revenues, Expenditures, and Changes in Fund Balances
Budget and Actual
For the Year Ended December 31, 2023

	Budget		Actual	Variance with Final Budget Positive (Negative)
	Original	Final		
Revenues:				
Intergovernmental:				
Federal	\$ 45,600	\$ 56,700	\$ 56,675	\$ (25)
Other revenues	-	-	(87)	(87)
Total revenues	<u>45,600</u>	<u>56,700</u>	<u>56,588</u>	<u>(112)</u>
Expenditures:				
Current:				
Health and welfare	<u>45,600</u>	<u>56,700</u>	<u>56,588</u>	<u>112</u>
Total expenditures	<u>45,600</u>	<u>56,700</u>	<u>56,588</u>	<u>112</u>
Excess (deficiency) of revenues over (under)				
expenditures before other financing sources (uses)	<u>-</u>	<u>-</u>	<u>-</u>	<u>-</u>
Net change in fund balance	-	-	-	-
Fund balance, beginning of year	-	-	-	-
Fund balance, end of year	<u><u>\$ -</u></u>	<u><u>\$ -</u></u>	<u><u>\$ -</u></u>	<u><u>\$ -</u></u>

St. James Parish Government
Convent, Louisiana
Title III - C-2 Home Delivered Meals Fund
Schedule of Revenues, Expenditures, and Changes in Fund Balances
Budget and Actual
For the Year Ended December 31, 2023

	Budget		Actual	Variance with Final Budget Positive (Negative)
	Original	Final		
Revenues:				
Intergovernmental:				
Federal	\$ 20,200	\$ 53,000	\$ 64,021	\$ 11,021
State	26,800	22,300	24,141	1,841
Other revenues	6,000	10,200	5,932	(4,268)
Total revenues	<u>53,000</u>	<u>85,500</u>	<u>94,094</u>	<u>8,594</u>
Expenditures:				
Current:				
Health and welfare	<u>232,600</u>	<u>246,100</u>	<u>246,760</u>	<u>(660)</u>
Total expenditures	<u>232,600</u>	<u>246,100</u>	<u>246,760</u>	<u>(660)</u>
Excess (deficiency) of revenues over (under)				
expenditures before other financing sources (uses)	<u>(179,600)</u>	<u>(160,600)</u>	<u>(152,666)</u>	<u>7,934</u>
Other financing sources (uses):				
Transfers in	<u>179,600</u>	<u>160,600</u>	<u>152,666</u>	<u>(7,934)</u>
Total other financing sources (uses)	<u>179,600</u>	<u>160,600</u>	<u>152,666</u>	<u>(7,934)</u>
Net change in fund balance	-	-	-	-
Fund balance, beginning of year	-	-	-	-
Fund balance, end of year	<u>\$ -</u>	<u>\$ -</u>	<u>\$ -</u>	<u>\$ -</u>

St. James Parish Government
Convent, Louisiana
Title III - C-1 Congregate Meals Fund
Schedule of Revenues, Expenditures, and Changes in Fund Balances
Budget and Actual
For the Year Ended December 31, 2023

	Budget		Actual	Variance with Final Budget Positive (Negative)
	Original	Final		
Revenues:				
Intergovernmental:				
Federal	\$ 14,100	\$ 64,300	\$ 68,011	\$ 3,711
State	4,200	27,800	28,443	643
Other revenues	6,000	(11,900)	(15,116)	(3,216)
Total revenues	<u>24,300</u>	<u>80,200</u>	<u>81,338</u>	<u>1,138</u>
Expenditures:				
Current:				
Health and welfare	<u>88,900</u>	<u>97,200</u>	<u>96,293</u>	<u>907</u>
Total expenditures	<u>88,900</u>	<u>97,200</u>	<u>96,293</u>	<u>907</u>
Excess (deficiency) of revenues over (under) expenditures before other financing sources (uses)	<u>(64,600)</u>	<u>(17,000)</u>	<u>(14,955)</u>	<u>2,045</u>
Other financing sources (uses):				
Transfers in	<u>64,600</u>	<u>17,000</u>	<u>14,955</u>	<u>(2,045)</u>
Total other financing sources (uses)	<u>64,600</u>	<u>17,000</u>	<u>14,955</u>	<u>(2,045)</u>
Net change in fund balance	-	-	-	-
Fund balance, beginning of year	-	-	-	-
Fund balance, end of year	<u>\$ -</u>	<u>\$ -</u>	<u>\$ -</u>	<u>\$ -</u>

St. James Parish Government
Convent, Louisiana
Title III - B Supportive Services Fund
Schedule of Revenues, Expenditures, and Changes in Fund Balances
Budget and Actual
For the Year Ended December 31, 2023

	Budget		Actual	Variance with Final Budget Positive (Negative)
	Original	Final		
Revenues:				
Intergovernmental:				
Federal	\$ 25,600	\$ 21,600	\$ 37,169	\$ 15,569
State	2,200	5,000	7,042	2,042
Other revenues	-	400	(17,815)	(18,215)
Total revenues	<u>27,800</u>	<u>27,000</u>	<u>26,396</u>	<u>(604)</u>
Expenditures:				
Current:				
Health and welfare	<u>43,000</u>	<u>49,000</u>	<u>48,072</u>	<u>928</u>
Total expenditures	<u>43,000</u>	<u>49,000</u>	<u>48,072</u>	<u>928</u>
Excess (deficiency) of revenues over (under)				
expenditures before other financing sources (uses)	<u>(15,200)</u>	<u>(22,000)</u>	<u>(21,676)</u>	<u>324</u>
Other financing sources (uses):				
Transfers in	15,200	22,000	21,676	(324)
Transfers out	-	-	-	-
Total other financing sources (uses)	<u>15,200</u>	<u>22,000</u>	<u>21,676</u>	<u>(324)</u>
Net change in fund balance	-	-	-	-
Fund balance, beginning of year	-	-	-	-
Fund balance, end of year	<u>\$ -</u>	<u>\$ -</u>	<u>\$ -</u>	<u>\$ -</u>

St. James Parish Government
Convent, Louisiana
Title III - C-1 Area Agency Administration Fund
Schedule of Revenues, Expenditures, and Changes in Fund Balances
Budget and Actual
For the Year Ended December 31, 2023

	Budget		Actual	Variance with Final Budget Positive (Negative)
	Original	Final		
Revenues:				
Intergovernmental:				
Federal	\$ 10,800	\$ 10,600	\$ 15,335	\$ 4,735
State	3,600	3,100	4,710	1,610
Other revenues	-	-	(13,221)	(13,221)
Total revenues	<u>14,400</u>	<u>13,700</u>	<u>6,824</u>	<u>(6,876)</u>
Expenditures:				
Current:				
Health and welfare	<u>14,400</u>	<u>13,700</u>	<u>12,931</u>	<u>769</u>
Total expenditures	<u>14,400</u>	<u>13,700</u>	<u>12,931</u>	<u>769</u>
Excess (deficiency) of revenues over (under)				
expenditures before other financing sources (uses)	<u>-</u>	<u>-</u>	<u>(6,107)</u>	<u>(6,107)</u>
Other financing sources (uses):				
Transfers out	<u>-</u>	<u>-</u>	<u>-</u>	<u>-</u>
Total other financing sources (uses)	<u>-</u>	<u>-</u>	<u>6,107</u>	<u>6,107</u>
Net change in fund balance	-	-	-	-
Fund balance, beginning of year	<u>-</u>	<u>-</u>	<u>-</u>	<u>-</u>
Fund balance, end of year	<u><u>\$ -</u></u>	<u><u>\$ -</u></u>	<u><u>\$ -</u></u>	<u><u>\$ -</u></u>

St. James Parish Government
Convent, Louisiana
Title III - D Preventive Health Fund
Schedule of Revenues, Expenditures, and Changes in Fund Balances
Budget and Actual
For the Year Ended December 31, 2023

	Budget			Variance with Final Budget Positive (Negative)
	Original	Final	Actual	
Revenues:				
Intergovernmental:				
Federal	\$ 3,000	\$ 5,300	\$ 5,833	\$ 533
Other revenues	-	2,700	(1,751)	(4,451)
Total revenues	3,000	8,000	4,082	(3,918)
Expenditures:				
Current:				
Health and welfare	3,000	8,000	6,457	1,543
Total expenditures	3,000	8,000	6,457	1,543
Excess (deficiency) of revenues over (under)				
expenditures before other financing sources (uses)	-	-	(2,375)	(2,375)
Other financing sources (uses):				
Transfers in	-	-	2,375	2,375
Transfers out	-	-	-	-
Total other financing sources (uses)	-	-	2,375	2,375
Net change in fund balance	-	-	-	-
Fund balance, beginning of year	-	-	-	-
Fund balance, end of year	\$ -	\$ -	\$ -	\$ -

St. James Parish Government
Convent, Louisiana
Title III - E NFCSP (Caregiver) Fund
Schedule of Revenues, Expenditures, and Changes in Fund Balances
Budget and Actual
For the Year Ended December 31, 2023

	Budget		Actual	Variance with Final Budget Positive (Negative)
	Original	Final		
Revenues:				
Intergovernmental:				
Federal	\$ 11,400	\$ 11,900	\$ 13,908	\$ 2,008
State	3,600	4,800	5,471	671
Other revenues	-	1,000	(3,478)	(4,478)
Total revenues	15,000	17,700	15,901	(1,799)
Expenditures:				
Current:				
Health and welfare	25,200	23,100	21,371	1,729
Total expenditures	25,200	23,100	21,371	1,729
Excess (deficiency) of revenues over (under)				
expenditures before other financing sources (uses)	(10,200)	(5,400)	(5,470)	(70)
Other financing sources (uses):				
Transfers in	10,200	5,400	5,470	70
Transfers out	-	-	-	-
Total other financing sources (uses)	10,200	5,400	5,470	70
Net change in fund balance	-	-	-	-
Fund balance, beginning of year	-	-	-	-
Fund balance, end of year	\$ -	\$ -	\$ -	\$ -

St. James Parish Government
Convent, Louisiana
Senior Center Fund
Schedule of Revenues, Expenditures, and Changes in Fund Balances
Budget and Actual
For the Year Ended December 31, 2023

	Budget		Actual	Variance with Final Budget Positive (Negative)
	Original	Final		
Revenues:				
Intergovernmental:				
State	\$ 61,400	\$ 76,900	\$ 61,566	\$ (15,334)
Other revenues	-	-	15,624	15,624
Total revenues	61,400	76,900	77,190	290
Expenditures:				
Current:				
Health and welfare	7,800	77,100	71,878	5,222
Capital outlay	-	55,200	55,217	(17)
Total expenditures	7,800	132,300	127,095	5,205
Excess (deficiency) of revenues over (under)				
expenditures before other financing sources (uses)	53,600	(55,400)	(49,905)	5,495
Other financing sources (uses):				
Transfers in	7,800	55,400	49,905	(5,495)
Transfers out	(61,400)	-	-	-
Total other financing sources (uses)	(53,600)	55,400	49,905	(5,495)
Net change in fund balance	-	-	-	-
Fund balance, beginning of year	-	-	-	-
Fund balance, end of year	\$ -	\$ -	\$ -	\$ -

St. James Parish Government
Convent, Louisiana
GOEA Supplemental Senior Center Fund
Schedule of Revenues, Expenditures, and Changes in Fund Balances
Budget and Actual
For the Year Ended December 31, 2023

	Budget		Actual	Variance with Final Budget Positive (Negative)
	Original	Final		
Revenues:				
Intergovernmental:				
State	\$ 3,200	\$ 3,200	\$ 3,100	\$ (100)
Other revenues	-	1,500	-	(1,500)
Total revenues	3,200	4,700	3,100	(1,600)
Excess (deficiency) of revenues over (under)				
expenditures before other financing sources (uses)	3,200	4,700	3,100	(1,600)
Other financing sources (uses):				
Transfers out	(3,200)	(4,700)	(3,100)	1,600
Total other financing sources (uses)	(3,200)	(4,700)	(3,100)	1,600
Net change in fund balance	-	-	-	-
Fund balance, beginning of year	-	-	-	-
Fund balance, end of year	\$ -	\$ -	\$ -	\$ -

St. James Parish Government
Convent, Louisiana
Senior Center Additional Appropriation Fund
Schedule of Revenues, Expenditures, and Changes in Fund Balances
Budget and Actual
For the Year Ended December 31, 2023

	Budget		Actual	Variance with Final Budget Positive (Negative)
	Original	Final		
Revenues:				
Taxes:				
Intergovernmental:				
State	\$ 7,800	\$ 7,800	\$ 7,813	\$ 13
Other revenues	-	3,900	-	(3,900)
Total revenues	7,800	11,700	7,813	(3,887)
Excess (deficiency) of revenues over (under)				
expenditures before other financing sources (uses)	7,800	11,700	7,813	(3,887)
Other financing sources (uses):				
Transfers out	(7,800)	(11,700)	(7,813)	3,887
Total other financing sources (uses)	(7,800)	(11,700)	(7,813)	3,887
Net change in fund balance	-	-	-	-
Fund balance, beginning of year	-	-	-	-
Fund balance, end of year	\$ -	\$ -	\$ -	\$ -

St. James Parish Government
 Convent, Louisiana
 Title V Senior Employment Fund
 Schedule of Revenues, Expenditures, and Changes in Fund Balances
 Budget and Actual
 For the Year Ended December 31, 2023

	Budget		Actual	Variance with Final Budget Positive (Negative)
	Original	Final		
Fund balance, beginning of year	\$ 26	\$ 27	\$ 27	\$ -
Fund balance, end of year	<u>\$ 26</u>	<u>\$ 27</u>	<u>\$ 27</u>	<u>\$ -</u>

St. James Parish Government
Convent, Louisiana
Area Agency on Aging - Parish Council on Aging Fund
Schedule of Revenues, Expenditures, and Changes in Fund Balances
Budget and Actual
For the Year Ended December 31, 2023

	Budget		Actual	Variance with Final Budget Positive (Negative)
	Original	Final		
Revenues:				
Intergovernmental:				
State	\$ 100,000	\$ 89,200	\$ 100,000	\$ 10,800
Other revenues	-	6,800	6,770	(30)
Total revenues	<u>100,000</u>	<u>96,000</u>	<u>106,770</u>	<u>10,770</u>
Expenditures:				
Current:				
Health and welfare	<u>22,600</u>	<u>-</u>	<u>-</u>	<u>-</u>
Total expenditures	<u>22,600</u>	<u>-</u>	<u>-</u>	<u>-</u>
Excess (deficiency) of revenues over (under) expenditures before other financing sources (uses)	<u>77,400</u>	<u>96,000</u>	<u>106,770</u>	<u>10,770</u>
Other financing sources (uses):				
Transfers out	<u>(77,400)</u>	<u>(96,000)</u>	<u>(106,770)</u>	<u>(10,770)</u>
Total other financing sources (uses)	<u>(77,400)</u>	<u>(96,000)</u>	<u>(106,770)</u>	<u>(10,770)</u>
Net change in fund balance	-	-	-	-
Fund balance, beginning of year	<u>-</u>	<u>-</u>	<u>-</u>	<u>-</u>
Fund balance, end of year	<u><u>\$ -</u></u>	<u><u>\$ -</u></u>	<u><u>\$ -</u></u>	<u><u>\$ -</u></u>

St. James Parish Government
Convent, Louisiana
Area Agency on Aging - Nutritional Services Incentive Program Fund
Schedule of Revenues, Expenditures, and Changes in Fund Balances
Budget and Actual
For the Year Ended December 31, 2023

	Budget		Actual	Variance with Final Budget Positive (Negative)
	Original	Final		
Revenues:				
Intergovernmental:				
Federal	\$ 57,200	\$ 40,000	\$ 60,058	\$ 20,058
Other revenues	-	37,600	17,234	(20,366)
Total revenues	57,200	77,600	77,292	(308)
Excess (deficiency) of revenues over (under) expenditures before other financing sources (uses)	57,200	77,600	77,292	(308)
Other financing sources (uses):				
Transfers out	(57,200)	(77,600)	(77,292)	308
Total other financing sources (uses)	(57,200)	(77,600)	(77,292)	308
Net change in fund balance	-	-	-	-
Fund balance, beginning of year	-	-	-	-
Fund balance, end of year	\$ -	\$ -	\$ -	\$ -

St. James Parish Government
Convent, Louisiana
Low Income Household Water Assistance Program (LIHWAP) Fund
Schedule of Revenues, Expenditures, and Changes in Fund Balances
Budget and Actual
For the Year Ended December 31, 2023

	Budget		Actual	Variance with Final Budget Positive (Negative)
	Original	Final		
Revenues:				
Taxes:				
Intergovernmental:				
Federal	\$ 27,300	\$ 117,900	\$ 60,100	\$ (57,800)
Total revenues	<u>27,300</u>	<u>117,900</u>	<u>60,100</u>	<u>(57,800)</u>
Expenditures:				
Health and welfare	27,300	117,900	60,100	57,800
Total expenditures	<u>27,300</u>	<u>117,900</u>	<u>60,100</u>	<u>57,800</u>
Excess (deficiency) of revenues over (under) expenditures before other financing sources (uses)	<u>-</u>	<u>-</u>	<u>-</u>	<u>-</u>
Net change in fund balance	-	-	-	-
Fund balance, beginning of year	-	-	-	-
Fund balance, end of year	<u>\$ -</u>	<u>\$ -</u>	<u>\$ -</u>	<u>\$ -</u>

St. James Parish Government
Convent, Louisiana
Expanding the Public Health Workforce
Schedule of Revenues, Expenditures, and Changes in Fund Balances
Budget and Actual
For the Year Ended December 31, 2023

	Budget		Actual	Variance with Final Budget Positive (Negative)
	Original	Final		
Revenues:				
Intergovernmental:				
Federal	\$ 9,400	\$ 6,300	\$ 6,267	\$ (33)
Other revenues	-	-	53	53
Total revenues	<u>9,400</u>	<u>6,300</u>	<u>6,320</u>	<u>20</u>
Expenditures:				
Current:				
Health and welfare	9,400	6,300	6,320	(20)
Total expenditures	<u>9,400</u>	<u>6,300</u>	<u>6,320</u>	<u>(20)</u>
Excess (deficiency) of revenues over (under) expenditures before other financing sources (uses)	<u>-</u>	<u>-</u>	<u>-</u>	<u>-</u>
Net change in fund balance	-	-	-	-
Fund balance, beginning of year	-	-	-	-
Fund balance, end of year	<u>\$ -</u>	<u>\$ -</u>	<u>\$ -</u>	<u>\$ -</u>

St. James Parish Government
 Convent, Louisiana
 River Parish Youth Build Fund
 Schedule of Revenues, Expenditures, and Changes in Fund Balances
 Budget and Actual
 For the Year Ended December 31, 2023

	Budget		Actual	Variance with Final Budget Positive (Negative)
	Original	Final		
Fund balance, beginning of year	\$ 429	\$ 429	\$ 429	\$ -
Fund balance, end of year	<u>\$ 429</u>	<u>\$ 429</u>	<u>\$ 429</u>	<u>\$ -</u>

St. James Parish Government
 Convent, Louisiana
 Youth Build AmeriCorps Fund
 Schedule of Revenues, Expenditures, and Changes in Fund Balances
 Budget and Actual
 For the Year Ended December 31, 2023

	Budget		Actual	Variance with Final Budget Positive (Negative)
	Original	Final		
Fund balance, beginning of year	\$ -	\$ -	\$ -	\$ -
Fund balance, end of year	<u>\$ -</u>	<u>\$ -</u>	<u>\$ -</u>	<u>\$ -</u>

St. James Parish Government
Convent, Louisiana
Housing Preservation Grant Fund
Schedule of Revenues, Expenditures, and Changes in Fund Balances
Budget and Actual
For the Year Ended December 31, 2023

	Budget			Variance with Final Budget Positive (Negative)
	Original	Final	Actual	
Revenues:				
Taxes:				
Intergovernmental:				
Federal	\$ 99,600	\$ 119,100	\$ 94,366	\$ (24,734)
In-kind contributions	52,600	70,200	-	(70,200)
Total revenues	<u>152,200</u>	<u>189,300</u>	<u>94,366</u>	<u>(94,934)</u>
Expenditures:				
Current:				
Health and welfare	<u>152,200</u>	<u>189,300</u>	<u>94,366</u>	<u>94,934</u>
Total expenditures	<u>152,200</u>	<u>189,300</u>	<u>94,366</u>	<u>94,934</u>
Excess (deficiency) of revenues over (under)				
expenditures before other financing sources (uses)	<u>-</u>	<u>-</u>	<u>-</u>	<u>-</u>
Net change in fund balance	-	-	-	-
Fund balance, beginning of year	<u>-</u>	<u>-</u>	<u>-</u>	<u>-</u>
Fund balance, end of year	<u><u>\$ -</u></u>	<u><u>\$ -</u></u>	<u><u>\$ -</u></u>	<u><u>\$ -</u></u>

St. James Parish Government
Convent, Louisiana
St. James Youth Center Fund
Schedule of Revenues, Expenditures, and Changes in Fund Balances
Budget and Actual
For the Year Ended December 31, 2023

	Budget			Variance with Final Budget Positive (Negative)
	Original	Final	Actual	
Revenues:				
Taxes:				
Property	\$ 375,200	\$ 380,600	\$ 412,645	\$ 32,045
Fines and forfeits	1,000	1,000	1,052	52
Investment earnings (losses)	6,800	100,900	142,896	41,996
Total revenues	<u>383,000</u>	<u>482,500</u>	<u>556,593</u>	<u>74,093</u>
Expenditures:				
Current:				
Public safety	<u>156,600</u>	<u>63,400</u>	<u>43,662</u>	<u>19,738</u>
Total expenditures	<u>156,600</u>	<u>63,400</u>	<u>43,662</u>	<u>19,738</u>
Excess (deficiency) of revenues over (under) expenditures before other financing sources (uses)	<u>226,400</u>	<u>419,100</u>	<u>512,931</u>	<u>93,831</u>
Other financing sources (uses):				
Transfers out	<u>(1,200,000)</u>	<u>(1,200,000)</u>	<u>(1,200,000)</u>	<u>-</u>
Total other financing sources (uses)	<u>(1,200,000)</u>	<u>(1,200,000)</u>	<u>(1,200,000)</u>	<u>-</u>
Net change in fund balance	(973,600)	(780,900)	(687,069)	93,831
Fund balance, beginning of year	<u>3,560,885</u>	<u>3,615,715</u>	<u>3,615,715</u>	<u>-</u>
Fund balance, end of year	<u><u>\$ 2,587,285</u></u>	<u><u>\$ 2,834,815</u></u>	<u><u>\$ 2,928,646</u></u>	<u><u>\$ 93,831</u></u>

NONMAJOR DEBT SERVICE FUNDS

The debt service funds are used to account for the accumulation of principal and interest from governmental resources. Revenues for the debt service funds are provided by property taxes, sales taxes, and interest on investments. The Parish maintains the following debt service funds:

Certificates of Indebtedness Fund

The Certificates of Indebtedness Fund accounts for the retirement certificates of indebtedness. In 2010 the Parish issued certificates of indebtedness totaling \$2,000,000 for the purpose of renovating, improving, equipping, and expanding the library facilities on the East Bank. Limited Tax Certificates, Series 2011, in the amount of \$2,500,000 were issued for the purpose of renovating, improving and expanding St. James Parish Hospital. In 2012, the Parish issued Limited Tax Certificates, Series 2012, in the amount of \$180,000 for the purpose of purchasing a fire truck and other fire equipment.

Consolidated General Obligation Bonds Fund

The Consolidated General Obligation Bonds Fund accounts for the property tax levies needed to comply with the interest and principal redemption requirements of the General Obligation Refunding Bonds, Series 2005 issue, the General Obligation Bonds, Series 2007 issue, and the General Obligation Bonds, Series 2014 issue.

Limited Tax Bonds Fund

The Limited Tax Bonds fund accounts for the sale of \$850,000 in Limited Tax Bonds, Series 2017, for the payment of the pre-construction design and engineering costs in connection with the widening of Louisiana Highway 20.

GOMESA Revenue Bonds Fund

The GOMESA Revenue Bonds Fund accounts for the revenues needed to comply with the interest and principal redemption requirements of the GOMESA Series 2019 issuance.

Hurricane Recovery Revenue Bonds Fund

The Hurricane Recovery Revenue Bonds Fund accounts for the sale of \$8,000,000 in Revenues Bonds, Series 2022, which will be used for aiding the Parish in recovering from Hurricane Ida. These bonds are not secured by property tax revenues. They will be paid off as the Parish received federal aid from FEMA grants.

St. James Parish Government
Convent, Louisiana
Nonmajor Debt Service Funds
Combining Balance Sheet
December 31, 2023

	Certificates of Indebtedness	Consolidated General Obligation Bonds	Limited Tax Bonds	GOMESA Revenue Bonds	Hurricane Recovery Revenue Bonds	Total
Assets						
Cash and cash equivalents	\$ 6,166	\$ 173,831	\$ 100	\$ 654,441	\$ -	\$ 834,538
Receivables	-	444,285	-	-	-	444,285
Total assets	<u>\$ 6,166</u>	<u>\$ 618,116</u>	<u>\$ 100</u>	<u>\$ 654,441</u>	<u>\$ -</u>	<u>\$ 1,278,823</u>
Liabilities and fund balance						
Liabilities:						
Accounts payable	\$ -	\$ 17,332	\$ -	\$ -	\$ -	\$ 17,332
Total liabilities	<u>-</u>	<u>17,332</u>	<u>-</u>	<u>-</u>	<u>-</u>	<u>17,332</u>
Fund balance:						
Restricted	6,166	600,784	100	654,441	-	1,261,491
Total fund balance	<u>6,166</u>	<u>600,784</u>	<u>100</u>	<u>654,441</u>	<u>-</u>	<u>1,261,491</u>
Total liabilities and fund balance	<u>\$ 6,166</u>	<u>\$ 618,116</u>	<u>\$ 100</u>	<u>\$ 654,441</u>	<u>\$ -</u>	<u>\$ 1,278,823</u>

St. James Parish Government
Convent, Louisiana
Nonmajor Debt Service Funds
Combining Statement of Revenues, Expenditures, and Changes in Fund Balances
For the Year Ended December 31, 2023

	Certificates of Indebtedness	Consolidated General Obligation Bonds	Limited Tax Bonds	GOMESA Revenue Bonds	Hurricane Recovery Revenue Bonds	Total
Revenues:						
Taxes:						
Property	\$ -	\$ 547,870	\$ -	\$ -	\$ -	\$ 547,870
Investment earnings	-	-	-	50,662	-	50,662
Other	-	68	-	-	-	68
Total revenues	-	547,938	-	50,662	-	598,600
Expenditures:						
Current:						
General government:						
Financial administration	-	18,506	-	-	-	18,506
Debt Service:						
Principal	-	415,000	85,000	560,000	-	1,060,000
Interest and other costs	-	37,874	10,147	278,071	156,000	482,092
Total expenditures	-	471,380	95,147	838,071	156,000	1,560,598
Excess of revenues over (under) expenditures before other financing sources (uses)	-	76,558	(95,147)	(787,409)	(156,000)	(961,998)
Other financing sources (uses):						
Transfers in	-	-	95,147	1,271,005	156,000	1,522,152
Transfers out	-	-	-	(333,600)	-	(333,600)
Total other financing sources (uses)	-	-	95,147	937,405	156,000	1,188,552
Net change in fund balance	-	76,558	-	149,996	-	226,554
Fund balance, beginning of year	6,166	524,226	100	504,445	-	1,034,937
Fund balance, end of year	<u>\$ 6,166</u>	<u>\$ 600,784</u>	<u>\$ 100</u>	<u>\$ 654,441</u>	<u>\$ -</u>	<u>\$ 1,261,491</u>

St. James Parish Government
 Convent, Louisiana
 Certificates of Indebtedness Fund
 Schedule of Revenues, Expenditures, and Changes in Fund Balances
 Budget and Actual
 For the Year Ended December 31, 2023

	Budget		Actual	Variance with Final Budget Positive (Negative)
	Original	Final		
Fund balance, beginning of year	\$ 6,166	\$ 6,166	\$ 6,166	\$ -
Fund balance, end of year	<u>\$ 6,166</u>	<u>\$ 6,166</u>	<u>\$ 6,166</u>	<u>\$ -</u>

St. James Parish Government
Convent, Louisiana
Consolidated General Obligation Bonds Fund
Schedule of Revenues, Expenditures, and Changes in Fund Balances
Budget and Actual
For the Year Ended December 31, 2023

	Budget		Actual	Variance with Final Budget Positive (Negative)
	Original	Final		
Revenues:				
Taxes:				
Property	\$ 454,500	\$ 459,800	\$ 547,870	\$ 88,070
Other revenues	-	-	68	68
Total revenues	<u>454,500</u>	<u>459,800</u>	<u>547,938</u>	<u>88,138</u>
Expenditures:				
Current:				
General government	16,700	18,100	18,506	(406)
Debt Service:				
Principal	415,000	415,000	415,000	-
Interest and other costs	<u>37,873</u>	<u>38,000</u>	<u>37,874</u>	<u>126</u>
Total expenditures	<u>469,573</u>	<u>471,100</u>	<u>471,380</u>	<u>(280)</u>
Excess (deficiency) of revenues over (under) expenditures before other financing sources (uses)	<u>(15,073)</u>	<u>(11,300)</u>	<u>76,558</u>	<u>87,858</u>
Net change in fund balance	(15,073)	(11,300)	76,558	87,858
Fund balance, beginning of year	<u>465,976</u>	<u>524,226</u>	<u>524,226</u>	<u>-</u>
Fund balance, end of year	<u>\$ 450,903</u>	<u>\$ 512,926</u>	<u>\$ 600,784</u>	<u>\$ 87,858</u>

St. James Parish Government
Convent, Louisiana
Limited Tax Bonds Fund
Schedule of Revenues, Expenditures, and Changes in Fund Balances
Budget and Actual
For the Year Ended December 31, 2023

	Budget		Actual	Variance with Final Budget Positive (Negative)
	Original	Final		
Expenditures:				
Debt Service:				
Principal	\$ 85,000	\$ 85,000	\$ 85,000	\$ -
Interest and other costs	10,200	10,200	10,147	53
Total expenditures	95,200	95,200	95,147	53
Excess (deficiency) of revenues over (under) expenditures before other financing sources (uses)	(95,200)	(95,200)	(95,147)	53
Other financing sources (uses):				
Transfers in	95,200	95,200	95,147	(53)
Total other financing sources (uses)	95,200	95,200	95,147	(53)
Net change in fund balance	-	-	-	-
Fund balance, beginning of year	100	100	100	-
Fund balance, end of year	<u>\$ 100</u>	<u>\$ 100</u>	<u>\$ 100</u>	<u>\$ -</u>

St. James Parish Government
Convent, Louisiana
GOMESA Revenue Bonds Fund
Schedule of Revenues, Expenditures, and Changes in Fund Balances
Budget and Actual
For the Year Ended December 31, 2023

	Budget			Variance with Final Budget Positive (Negative)
	Original	Final	Actual	
Revenues:				
Investment earnings (losses)	\$ 6,500	\$ 50,000	\$ 50,662	\$ 662
Total revenues	6,500	50,000	50,662	662
Expenditures:				
Debt Service:				
Principal	225,000	560,000	560,000	-
Interest and other costs	278,100	278,100	278,071	29
Total expenditures	503,100	838,100	838,071	29
Excess (deficiency) of revenues over (under) expenditures before other financing sources (uses)	(496,600)	(788,100)	(787,409)	691
Other financing sources (uses):				
Transfers in	717,800	1,228,000	1,271,005	43,005
Transfers out	-	(333,600)	(333,600)	-
Total other financing sources (uses)	717,800	894,400	937,405	43,005
Net change in fund balance	221,200	106,300	149,996	43,696
Fund balance, beginning of year	492,682	504,445	504,445	-
Fund balance, end of year	\$ 713,882	\$ 610,745	\$ 654,441	\$ 43,696

St. James Parish Government
Convent, Louisiana
Hurricane Recovery Revenue Bonds Fund
Schedule of Revenues, Expenditures, and Changes in Fund Balances
Budget and Actual
For the Year Ended December 31, 2023

	Budget		Actual	Variance with Final Budget Positive (Negative)
	Original	Final		
Expenditures:				
Current:				
Interest and other costs	\$ 90,600	\$ 156,000	\$ 156,000	\$ -
Total expenditures	90,600	156,000	156,000	-
Excess (deficiency) of revenues over (under) expenditures before other financing sources (uses)	(90,600)	(156,000)	(156,000)	-
Other financing sources (uses):				
Transfers in	90,600	156,000	156,000	-
Total other financing sources (uses)	90,600	156,000	156,000	-
Net change in fund balance	-	-	-	-
Fund balance, beginning of year	-	-	-	-
Fund balance, end of year	<u>\$ -</u>	<u>\$ -</u>	<u>\$ -</u>	<u>\$ -</u>

NONMAJOR CAPITAL PROJECTS FUNDS

Capital projects funds are used to account for the acquisition and construction of major capital facilities other than those financed by proprietary funds and trust funds. The following are the Parish's capital projects funds:

Parishwide Sewer Construction Fund

The Parishwide Sewer Construction Fund accounts for expenditures associated with the proposed construction of a parishwide sewer system. The program was financed by the United States Environmental Protection Agency (75%) and the St. James Parish Council (25%) through the sale of general obligation bonds. The program consisted of three phases of which two phases have been completed. Actual construction on the third phase has not yet begun.

LCDBG Road Improvement Fund

The LCDBG Road Improvement Fund accounts for parishwide road improvements funded with a Louisiana Community Development Block Grant. Funding is provided from the State of Louisiana, Division of Administration, Office of Community Development.

LCDBG Sewer Construction Fund

The LCDBG Sewer Construction Fund is used to account for expenditures associated with the development and construction of a community sewerage treatment and disposal system funded with a Louisiana Community Development Block Grant. Funding is provided from the State of Louisiana, Division of Administration, Office of Community Development.

District V Recreation Construction Fund

The District V Recreation Construction Fund accounts for the construction of a multi-purpose building for the District V Recreation District. Funding was provided by the sale of general obligation bonds in the amount of \$1,700,000.

Hazard Mitigation Grant Program Fund

The Hazard Mitigation Grant Program Fund accounts for projects that help localized drainage improvements, and building retrofitting and hardening. Funding is provided by FEMA through the State of Louisiana, Governor's Office of Homeland Security and Emergency Preparedness.

CDBG Disaster Recovery Projects Fund

The CDBG Disaster Recovery Projects Fund accounts for projects relating to hurricane disaster recovery. Funding is provided from the State of Louisiana, Division of Administration, Office of Community Development.

GOMESA Series 2019 Construction Fund

The GOMESA Construction Fund accounts for the revenues to be spent on projects and activities for the purposes of coastal protection, including conservation, coastal restoration, hurricane protection, and infrastructure directly affected by coastal wetland losses; mitigation of damage to fish, wildlife or natural resources; implementation of a federally-approved marine, coastal or comprehensive conservation management plan; mitigation of the impact of outer Continental Shelf activities through the funding of onshore infrastructure projects; and associated planning and administrative costs.

NONMAJOR CAPITAL PROJECTS FUNDS

(Concluded)

GOMESA Federal Grant Revenue Fund

The GOMESA Federal Grant Revenue Fund accounts for the federal funding received from the Gulf of Mexico Energy Security Act of 2006 (GOMESA). Beginning in 2020, the current receipt of this Federal revenue has been pledged to pay the principal and interest due each year for the \$8,000,000 sale of Revenue Bonds, St. James Parish GOMESA Project, Series 2019. The proceeds from the Revenue Bonds, Series 2019, will finance projects for coastal protection, hurricane protection, infrastructure directly affected by coastal wetland losses, and mitigation measures for coastal restoration.

Hurricane Recovery Bonds Projects Fund

The Hurricane Recovery Bonds Projects Fund accounts for the \$8,000,000 in loan proceeds from the Hurricane Disaster Loan. These funds will be reserved for infrastructure replacement/renovation that is needed as a result of Hurricane Ida.

St. James Parish Government
Convent, Louisiana
Nonmajor Capital Projects Funds
Combining Balance Sheet
December 31, 2023

	Parishwide Sewer Construction	LCDBG Road Improvement	LCDBG Sewer Construction	District V Recreation Construction	Hazard Mitigation Grant Program
Assets					
Cash and cash equivalents	\$ -	\$ -	\$ -	\$ 594,830	\$ 3,000
Investments	-	-	-	62,165	-
Receivables	-	-	-	34,438	-
Due from other funds	-	-	-	29,204	-
Prepaid items	-	-	-	29	-
Total assets	<u>\$ -</u>	<u>\$ -</u>	<u>\$ -</u>	<u>\$ 720,666</u>	<u>\$ 3,000</u>
Liabilities and fund balance					
Liabilities:					
Accounts payable	\$ -	\$ -	\$ -	\$ 123,262	\$ -
Due to other funds	-	-	-	26	3,000
Total liabilities	<u>-</u>	<u>-</u>	<u>-</u>	<u>123,288</u>	<u>3,000</u>
Fund balance:					
Nonspendable	-	-	-	29	-
Restricted	-	-	-	597,349	-
Total fund balance	<u>-</u>	<u>-</u>	<u>-</u>	<u>597,378</u>	<u>-</u>
Total liabilities and fund balance	<u>\$ -</u>	<u>\$ -</u>	<u>\$ -</u>	<u>\$ 720,666</u>	<u>\$ 3,000</u>

CDBG Disaster Recovery Projects	GOMESA Series 2019 Construction	GOMESA Federal Grant Revenue	Hurricane Recovery Bonds Projects Fund	Total
\$ 83,055	\$ 7,124,834	\$ 637,557	\$ 7,920,180	\$ 16,363,456
-	-	-	-	62,165
12,676	-	-	-	47,114
-	-	-	-	29,204
-	-	-	-	29
<u>\$ 95,731</u>	<u>\$ 7,124,834</u>	<u>\$ 637,557</u>	<u>\$ 7,920,180</u>	<u>\$ 16,501,968</u>
\$ -	\$ 17,460	\$ -	\$ -	\$ 140,722
12,628	17,965	-	-	33,619
<u>12,628</u>	<u>35,425</u>	<u>-</u>	<u>-</u>	<u>174,341</u>
-	-	-	-	29
83,103	7,089,409	637,557	7,920,180	16,327,598
<u>83,103</u>	<u>7,089,409</u>	<u>637,557</u>	<u>7,920,180</u>	<u>16,327,627</u>
<u>\$ 95,731</u>	<u>\$ 7,124,834</u>	<u>\$ 637,557</u>	<u>\$ 7,920,180</u>	<u>\$ 16,501,968</u>

St. James Parish Government
Convent, Louisiana
Nonmajor Capital Projects Funds
Combining Statement of Revenues, Expenditures, and Changes in Fund Balances
For the Year Ended December 31, 2023

	Parishwide Sewer Construction	LCDBG Road Improvement	LCDBG Sewer Construction	District V Recreation Construction	Hazard Mitigation Grant Program
Revenues:					
Intergovernmental:					
Federal	\$ -	\$ -	\$ -	\$ -	\$ -
Investment earnings	946	-	-	23,313	-
Total revenues	<u>946</u>	<u>-</u>	<u>-</u>	<u>23,313</u>	<u>-</u>
Expenditures:					
Current:					
Public safety	-	-	-	-	-
Culture and recreation	-	-	-	741	-
Capital outlay	-	-	-	-	-
Total expenditures	<u>-</u>	<u>-</u>	<u>-</u>	<u>741</u>	<u>-</u>
Excess (deficiency) of revenues over (under) expenditures before other financing sources (uses)	<u>946</u>	<u>-</u>	<u>-</u>	<u>22,572</u>	<u>-</u>
Other financing sources (uses):					
Transfers in	-	-	-	-	-
Transfers out	(229,206)	(45,618)	(5,614)	-	-
Total other financing sources (uses)	<u>(229,206)</u>	<u>(45,618)</u>	<u>(5,614)</u>	<u>-</u>	<u>-</u>
Net change in fund balance	(228,260)	(45,618)	(5,614)	22,572	-
Fund balance, beginning of year	<u>228,260</u>	<u>45,618</u>	<u>5,614</u>	<u>574,806</u>	<u>-</u>
Fund balance, end of year	<u>\$ -</u>	<u>\$ -</u>	<u>\$ -</u>	<u>\$ 597,378</u>	<u>\$ -</u>

CDBG Disaster Recovery Projects	GOMESA Series 2019 Construction	GOMESA Federal Grant Revenue	Hurricane Recovery Bonds Project Fund	Total
\$ -	\$ -	\$ 956,833	\$ -	\$ 956,833
-	336,216	21,871	-	382,346
-	336,216	978,704	-	1,339,179
-	362,000	20,657	-	382,657
-	-	-	-	741
-	-	60,284	-	60,284
-	362,000	80,941	-	443,682
-	(25,784)	897,763	-	895,497
-	-	333,600	409,500	743,100
-	(314,172)	(956,833)	-	(1,551,443)
-	(314,172)	(623,233)	409,500	(808,343)
-	(339,956)	274,530	409,500	87,154
83,103	7,429,365	363,027	7,510,680	16,240,473
\$ 83,103	\$ 7,089,409	\$ 637,557	\$ 7,920,180	\$ 16,327,627

St. James Parish Government
Convent, Louisiana
Parishwide Sewer Construction Fund
Schedule of Revenues, Expenditures, and Changes in Fund Balances
Budget and Actual
For the Year Ended December 31, 2023

	Budget			Variance with Final Budget Positive (Negative)
	Original	Final	Actual	
Revenues:				
Investment earnings (losses)	\$ -	\$ 700	\$ 946	\$ 246
Total revenues	-	700	946	246
Excess (deficiency) of revenues over (under) expenditures before other financing sources (uses)	-	700	946	246
Other financing sources (uses):				
Transfers out	-	(228,960)	(229,206)	(246)
Total other financing sources (uses)	-	(228,960)	(229,206)	(246)
Net change in fund balance	-	(228,260)	(228,260)	-
Fund balance, beginning of year	228,146	228,260	228,260	-
Fund balance, end of year	<u>\$ 228,146</u>	<u>\$ -</u>	<u>\$ -</u>	<u>\$ -</u>

St. James Parish Government
Convent, Louisiana
LCDBG Road Improvement Fund
Schedule of Revenues, Expenditures, and Changes in Fund Balances
Budget and Actual
For the Year Ended December 31, 2023

	Budget			Variance with Final Budget Positive (Negative)
	Original	Final	Actual	
Other financing sources (uses):				
Transfers out	\$ -	\$ (45,618)	\$ (45,618)	\$ -
Total other financing sources (uses)	-	(45,618)	(45,618)	-
Net change in fund balance	-	(45,618)	(45,618)	-
Fund balance, beginning of year	45,618	45,618	45,618	-
Fund balance, end of year	<u>\$ 45,618</u>	<u>\$ -</u>	<u>\$ -</u>	<u>\$ -</u>

St. James Parish Government
Convent, Louisiana
LCDBG Sewer Construction Fund
Schedule of Revenues, Expenditures, and Changes in Fund Balances
Budget and Actual
For the Year Ended December 31, 2023

	Budget			Variance with Final Budget Positive (Negative)
	Original	Final	Actual	
Other financing sources (uses):				
Transfers out	\$ -	\$ (5,614)	\$ (5,614)	\$ -
Total other financing sources (uses)	-	(5,614)	(5,614)	-
Net change in fund balance	-	(5,614)	(5,614)	-
Fund balance, beginning of year	5,614	5,614	5,614	-
Fund balance, end of year	<u>\$ 5,614</u>	<u>\$ -</u>	<u>\$ -</u>	<u>\$ -</u>

St. James Parish Government
Convent, Louisiana
District V Recreation Construction Fund
Schedule of Revenues, Expenditures, and Changes in Fund Balances
Budget and Actual
For the Year Ended December 31, 2023

	Budget			Variance with Final Budget Positive (Negative)
	Original	Final	Actual	
Revenues:				
Investment earnings (losses)	\$ 2,100	\$ 20,500	\$ 23,313	\$ 2,813
Total revenues	2,100	20,500	23,313	2,813
Expenditures:				
Current:				
Culture and recreation	20,400	20,400	741	19,659
Total expenditures	20,400	20,400	741	19,659
Excess (deficiency) of revenues over (under) expenditures before other financing sources (uses)	(18,300)	100	22,572	22,472
Net change in fund balance	(18,300)	100	22,572	22,472
Fund balance, beginning of year	561,734	574,806	574,806	-
Fund balance, end of year	\$ 543,434	\$ 574,906	\$ 597,378	\$ 22,472

St. James Parish Government
 Convent, Louisiana
 Hazard Mitigation Grant Program Fund
 Schedule of Revenues, Expenditures, and Changes in Fund Balances
 Budget and Actual
 For the Year Ended December 31, 2023

	Budget		Actual	Variance with Final Budget Positive (Negative)
	Original	Final		
Fund balance, beginning of year	\$ -	\$ -	\$ -	\$ -
Fund balance, end of year	<u>\$ -</u>	<u>\$ -</u>	<u>\$ -</u>	<u>\$ -</u>

St. James Parish Government
 Convent, Louisiana
 CDBG Disaster Recovery Projects Fund
 Schedule of Revenues, Expenditures, and Changes in Fund Balances
 Budget and Actual
 For the Year Ended December 31, 2023

	Budget		Actual	Variance with Final Budget Positive (Negative)
	Original	Final		
Fund balance, beginning of year	\$ 83,103	\$ 83,103	\$ 83,103	\$ -
Fund balance, end of year	<u>\$ 83,103</u>	<u>\$ 83,103</u>	<u>\$ 83,103</u>	<u>\$ -</u>

St. James Parish Government
Convent, Louisiana
GOMESA Series 2019 Construction Fund
Schedule of Revenues, Expenditures, and Changes in Fund Balances
Budget and Actual
For the Year Ended December 31, 2023

	Budget		Actual	Variance with Final Budget Positive (Negative)
	Original	Final		
Revenues:				
Investment earnings (losses)	\$ 48,300	\$ 321,200	\$ 336,216	\$ 15,016
Total revenues	48,300	321,200	336,216	15,016
Expenditures:				
Current:				
Public safety	5,000	355,000	362,000	(7,000)
Total expenditures	5,000	355,000	362,000	(7,000)
Excess (deficiency) of revenues over (under) expenditures before other financing sources (uses)	43,300	(33,800)	(25,784)	8,016
Other financing sources (uses):				
Transfers out	(32,200)	(271,200)	(314,172)	(42,972)
Total other financing sources (uses)	(32,200)	(271,200)	(314,172)	(42,972)
Net change in fund balance	11,100	(305,000)	(339,956)	(34,956)
Fund balance, beginning of year	7,407,832	7,429,365	7,429,365	-
Fund balance, end of year	\$ 7,418,932	\$ 7,124,365	\$ 7,089,409	\$ (34,956)

St. James Parish Government
Convent, Louisiana
GOMESA Federal Grant Revenue Fund
Schedule of Revenues, Expenditures, and Changes in Fund Balances
Budget and Actual
For the Year Ended December 31, 2023

	Budget		Actual	Variance with Final Budget Positive (Negative)
	Original	Final		
Revenues:				
Intergovernmental:				
Federal	\$ 685,600	\$ 956,800	\$ 956,833	\$ 33
Investment earnings (losses)	3,400	19,000	21,871	2,871
Total revenues	<u>689,000</u>	<u>975,800</u>	<u>978,704</u>	<u>2,904</u>
Expenditures:				
Current:				
Public safety	400	20,800	20,657	143
Capital outlay	-	60,300	60,284	16
Total expenditures	<u>400</u>	<u>81,100</u>	<u>80,941</u>	<u>159</u>
Excess (deficiency) of revenues over (under) expenditures before other financing sources (uses)	<u>688,600</u>	<u>894,700</u>	<u>897,763</u>	<u>3,063</u>
Other financing sources (uses):				
Transfers in	-	333,600	333,600	-
Transfers out	<u>(685,600)</u>	<u>(1,253,300)</u>	<u>(956,833)</u>	<u>296,467</u>
Total other financing sources (uses)	<u>(685,600)</u>	<u>(919,700)</u>	<u>(623,233)</u>	<u>296,467</u>
Net change in fund balance	3,000	(25,000)	274,530	299,530
Fund balance, beginning of year	<u>360,219</u>	<u>363,027</u>	<u>363,027</u>	<u>-</u>
Fund balance, end of year	<u>\$ 363,219</u>	<u>\$ 338,027</u>	<u>\$ 637,557</u>	<u>\$ 299,530</u>

St. James Parish Government
Convent, Louisiana
Hurricane Recovery Bonds Projects Fund
Schedule of Revenues, Expenditures, and Changes in Fund Balances
Budget and Actual
For the Year Ended December 31, 2023

	Budget			Variance with Final Budget Positive (Negative)
	Original	Final	Actual	
Other financing sources:				
Transfers in	\$ -	\$ 409,500	\$ 409,500	\$ -
Total other financing sources	-	409,500	409,500	-
Net change in fund balance	-	409,500	409,500	-
Fund balance, beginning of year	7,465,000	7,510,680	7,510,680	-
Fund balance, end of year	<u>\$ 7,465,000</u>	<u>\$ 7,920,180</u>	<u>\$ 7,920,180</u>	<u>\$ -</u>

INTERNAL SERVICE FUNDS

Group Hospitalization Fund

The Group Hospitalization Fund accounts for the provision of group health and life insurance provided to the Parish's employees.

Information Technology Services Fund

The Information Technology Services Fund accounts for the costs of the technological needs of the Parish and several outside governmental agencies within the Parish. Financing is provided by invoicing each Parish department and other agencies a flat monthly fee based on the number of computers being serviced.

St. James Parish Government
Convent, Louisiana
Internal Service Funds
Combining Statement of Net Position
December 31, 2023

	Group Hospitalization	Information Technology Services	Total
Assets			
Current assets:			
Cash and cash equivalents	\$ 3,938,356	\$ 263,972	\$ 4,202,328
Investments	3,174,436	-	3,174,436
Receivables (net of allowance for uncollectibles)	111,833	126,446	238,279
Prepaid items	5,068	-	5,068
Total current assets	<u>7,229,693</u>	<u>390,418</u>	<u>7,620,111</u>
Noncurrent assets:			
Depreciable capital assets, net	-	204,425	204,425
Total capital assets, net	-	204,425	204,425
Total noncurrent assets	-	204,425	204,425
Total assets	<u>7,229,693</u>	<u>594,843</u>	<u>7,824,536</u>
Liabilities			
Current liabilities (payable from current assets):			
Accounts payable	-	3,975	3,975
Accrued salaries and benefits	3,138	2,723	5,861
Liability for claims	425,000	-	425,000
Due to other funds	20,327	3,130	23,457
Total current liabilities (payable from current assets)	<u>448,465</u>	<u>9,828</u>	<u>458,293</u>
Total liabilities	<u>448,465</u>	<u>9,828</u>	<u>458,293</u>
Net position			
Net investment in capital assets	-	204,425	204,425
Unrestricted	6,781,228	380,590	7,161,818
Total net position	<u>\$ 6,781,228</u>	<u>\$ 585,015</u>	<u>\$ 7,366,243</u>

St. James Parish Government
Convent, Louisiana
Internal Service Funds
Combining Statement of Revenues, Expenses, and Changes in Net Position
For the Year Ended December 31, 2023

	Group Hospitalization	Information Technology Services	Total
Operating revenues:			
Charges for sales and services	\$ 3,822,405	\$ 1,091,830	\$ 4,914,235
Other	2,611	-	2,611
Total operating revenues	<u>3,825,016</u>	<u>1,091,830</u>	<u>4,916,846</u>
Operating expenses:			
Cost of sales and services	-	447,988	447,988
Payrolls	19,935	16,317	36,252
General and administrative	3,199,863	4,226	3,204,089
Depreciation and amortization	-	38,284	38,284
Total operating expenses	<u>3,219,798</u>	<u>506,815</u>	<u>3,726,613</u>
Operating income (loss)	<u>605,218</u>	<u>585,015</u>	<u>1,190,233</u>
Nonoperating revenues:			
Investment earnings	256,391	-	256,391
Total nonoperating revenues	<u>256,391</u>	<u>-</u>	<u>256,391</u>
Change in net position	861,609	585,015	1,446,624
Net position, beginning of year	5,919,619	-	5,919,619
Net position, end of year	<u>\$ 6,781,228</u>	<u>\$ 585,015</u>	<u>\$ 7,366,243</u>

St. James Parish Government
Convent, Louisiana
Internal Service Funds
Combining Statement of Cash Flows
For the Year Ended December 31, 2023

	Group	Information Technology	
	Hospitalization	Services	Total
Cash flows from operating activities:			
Receipts from customers and users	\$ 3,823,514	\$ 338,120	\$ 4,161,634
Receipts from interfund services provided	-	627,264	627,264
Payments to suppliers	(3,181,466)	(442,386)	(3,623,852)
Payments to employees	(19,935)	(16,317)	(36,252)
Net cash provided by operating activities	<u>622,113</u>	<u>506,681</u>	<u>1,128,794</u>
Cash flows from capital and related financing activities:			
Acquisition and construction of capital assets	-	(242,709)	(242,709)
Net cash used in capital and related financing activities	<u>-</u>	<u>(242,709)</u>	<u>(242,709)</u>
Cash flows from investing activities:			
Purchase of investments	(31,666)	-	(31,666)
Interest earnings	150,377	-	150,377
Net cash provided by investing activities	<u>118,711</u>	<u>-</u>	<u>118,711</u>
Net increase in cash and cash equivalents	740,824	263,972	1,004,796
Cash and cash equivalents, beginning of year	3,197,532	-	3,197,532
Cash and cash equivalents, end of year	<u>\$ 3,938,356</u>	<u>\$ 263,972</u>	<u>\$ 4,202,328</u>
Reconciliation of operating income to net cash provided by operating activities:			
Operating income	\$ 605,218	\$ 585,015	\$ 1,190,233
Adjustments to reconcile operating income to net cash provided by operating activities:			
Depreciation and amortization	-	38,284	38,284
Changes in assets and liabilities:			-
Accounts receivable	(1,502)	(126,446)	(127,948)
Prepaid expenses and other assets	(5,068)	-	(5,068)
Accounts payable	-	3,975	3,975
Due to (from) other funds	20,327	3,130	23,457
Accrued expenses	3,138	2,723	5,861
Net cash provided by operating activities	<u>\$ 622,113</u>	<u>\$ 506,681</u>	<u>\$ 1,128,794</u>
Cash and cash equivalents for cash flow statement include:			
Cash and cash equivalents	\$ 3,938,356	\$ 263,972	\$ 4,202,328
Total cash and cash equivalents	<u>\$ 3,938,356</u>	<u>\$ 263,972</u>	<u>\$ 4,202,328</u>
Noncash investing, capital, and financing activities:			
Increase in fair value of investments	\$ 106,014	\$ -	\$ 106,014

St. James Parish
Convent, Louisiana
Schedule of Compensation, Benefits, and Other
Payments to Agency Head
For the Year Ended December 31, 2023

Agency Head Name: Peter A. Dufresne, Parish President

Purpose	Amount
Salary	\$ 193,423
Benefits - insurance	10,857
Benefits - retirement	22,244
Benefits - deferred compensation	800
Benefits - long term disability	236
Benefits - life insurance	162
Benefits - Medicare taxes	2,441
Vehicle - repairs & maintenance	1,295
Vehicle - fuel/oil	3,796
Travel	15
Membership dues	63
Registration fees	2,768
Conference meals	494
	<u>\$ 238,594</u>

St. James Parish
Convent, Louisiana
Schedule of Compensation Paid to
Parish Council Members
For the Year Ended December 31, 2023

<u>Parish Council</u>	<u>Amount</u>
Vondra Dee Etienne-Steib, Chairwoman	\$ 15,600
Jason P. Amato, Vice-Chairman	14,400
Alvin J. St. Pierre, Jr.	14,400
Bradley Ryan Louque	14,400
Mason Bland	14,400
Clyde M. Cooper, Sr.	14,400
Donald Nash	14,400
	<u>\$ 102,000</u>

St. James Parish
Convent, Louisiana
Justice System Funding Schedule - Receiving Entity
For the Year Ended December 31, 2023

	First Six Month Period Ended 6/30/23	Second Six Month Period Ended 12/31/23
Receipts From:		
St. James Parish Sheriff, Criminal Court Costs/Fees	\$ 74,103	\$ 98,680
St. James Parish Sheriff, Asset Forfeiture/Sale	1,843	-
St. James Parish Sheriff, Other	21,960	37,845
Total Receipts	\$ 97,906	\$ 136,525

St. James Parish
Convent, Louisiana
Schedule of Program Revenues, Expenditures, and Changes in Fund Balance
Contracts and Grants Provided Through the Louisiana Governor's Office of Elderly Affairs (GOEA)
For the Year Ended December 31, 2023

	C-2 Home Delivered Meals			C-1 Congregate Meals		
	For the 6 months ended			For the 6 months ended		
	06/30/23	12/31/23	Total	06/30/23	12/31/23	Total
Revenues:						
Intergovernmental:						
GOEA:						
Federal	\$ 46,559	\$ 17,462	\$ 64,021	\$ 51,057	\$ 16,954	\$ 68,011
State	9,460	14,681	24,141	25,815	2,628	28,443
Other revenues:						
Sale of meals	3,140	2,625	5,765	2,372	2,260	4,632
Other	4,428	(4,261)	167	41,136	(60,884)	(19,748)
Total other revenues	7,568	(1,636)	5,932	43,508	(58,624)	(15,116)
Total revenues	63,587	30,507	94,094	120,380	(39,042)	81,338
Expenditures:						
Meals	98,229	147,379	245,608	54,568	40,573	95,141
Distributed administrative costs	-	-	-	-	-	-
Program support	-	-	-	-	-	-
Information and assistance	-	-	-	-	-	-
Outreach	-	-	-	-	-	-
Other priority services	-	-	-	-	-	-
Med alert	-	-	-	-	-	-
Wellness	-	-	-	-	-	-
Public education	-	-	-	-	-	-
Legal assistance	-	-	-	-	-	-
Other costs	768	384	1,152	768	384	1,152
Total expenditures	98,997	147,763	246,760	55,336	40,957	96,293
Excess (deficiency) of revenues over (under) expenditures before other financing sources (uses)	(35,410)	(117,256)	(152,666)	65,044	(79,999)	(14,955)
Other financing sources (uses):						
Transfers in	47,189	105,477	152,666	-	14,955	14,955
Transfers out	-	-	-	-	-	-
Total other financing sources (uses)	47,189	105,477	152,666	-	14,955	14,955
Net change in fund balance	11,779	(11,779)	-	65,044	(65,044)	-
Fund balance, beginning of period	-	11,779	-	-	65,044	-
Fund balance, end of period	\$ 11,779	\$ -	\$ -	\$ 65,044	\$ -	\$ -

Title III-B			Senior Center			Parish Council on Aging		
For the 6 months ended			For the 6 months ended			For the 6 months ended		
06/30/23	12/31/23	Total	06/30/23	12/31/23	Total	06/30/23	12/31/23	Total
\$ 17,052	\$ 20,117	\$ 37,169	\$ -	\$ -	\$ -	\$ -	\$ -	\$ -
4,402	2,640	7,042	30,626	30,940	61,566	50,001	49,999	100,000
-	-	-	-	-	-	-	-	-
8,382	(26,197)	(17,815)	30,625	(15,001)	15,624	16,594	(9,824)	6,770
8,382	(26,197)	(17,815)	30,625	(15,001)	15,624	16,594	(9,824)	6,770
29,836	(3,440)	26,396	61,251	15,939	77,190	66,595	40,175	106,770
-	-	-	-	-	-	-	-	-
-	-	-	-	-	-	-	-	-
-	-	-	-	-	-	-	-	-
4,186	5,371	9,557	-	-	-	-	-	-
698	696	1,394	-	-	-	-	-	-
4,884	4,884	9,768	-	-	-	-	-	-
4,042	4,456	8,498	-	-	-	-	-	-
4,233	4,170	8,403	-	-	-	-	-	-
4,186	4,186	8,372	-	-	-	-	-	-
2,080	-	2,080	-	-	-	-	-	-
-	-	-	106,365	20,730	127,095	-	-	-
24,309	23,763	48,072	106,365	20,730	127,095	-	-	-
5,527	(27,203)	(21,676)	(45,114)	(4,791)	(49,905)	66,595	40,175	106,770
10,008	11,668	21,676	49,905	-	49,905	-	-	-
-	-	-	-	-	-	(56,771)	(49,999)	(106,770)
10,008	11,668	21,676	49,905	-	49,905	(56,771)	(49,999)	(106,770)
15,535	(15,535)	-	4,791	(4,791)	-	9,824	(9,824)	-
-	15,535	-	-	4,791	-	-	9,824	-
\$ 15,535	\$ -	\$ -	\$ 4,791	\$ -	\$ -	\$ 9,824	\$ -	\$ -

(Continued)

St. James Parish
Convent, Louisiana
Schedule of Program Revenues, Expenditures, and Changes in Fund Balance
Contracts and Grants Provided Through the Louisiana Governor's Office of Elderly Affairs (GOEA)
For the Year Ended December 31, 2023

	Nutritional Services Incentive Program			Title III C-1 Area Agency Administration		
	For the 6 months ended			For the 6 months ended		
	06/30/23	12/31/23	Total	06/30/23	12/31/23	Total
Revenues:						
Intergovernmental:						
GOEA:						
Federal	\$ 19,717	\$ 40,341	\$ 60,058	\$ 7,119	\$ 8,216	\$ 15,335
State	-	-	-	1,972	2,738	4,710
Other revenues:						
Sale of meals	-	-	-	-	-	-
Other	37,613	(20,379)	17,234	3,051	(16,272)	(13,221)
Total other revenues	37,613	(20,379)	17,234	3,051	(16,272)	(13,221)
Total revenues	57,330	19,962	77,292	12,142	(5,318)	6,824
Expenditures:						
Meals	-	-	-	-	-	-
Distributed administrative costs	-	-	-	6,035	6,896	12,931
Program support	-	-	-	-	-	-
Information and assistance	-	-	-	-	-	-
Outreach	-	-	-	-	-	-
Other priority services	-	-	-	-	-	-
Med alert	-	-	-	-	-	-
Wellness	-	-	-	-	-	-
Public education	-	-	-	-	-	-
Legal assistance	-	-	-	-	-	-
Other costs	-	-	-	-	-	-
Total expenditures	-	-	-	6,035	6,896	12,931
Excess (deficiency) of revenues over (under)						
expenditures before other financing						
sources (uses)	57,330	19,962	77,292	6,107	(12,214)	(6,107)
Other financing sources (uses):						
Transfers in	-	-	-	-	6,107	6,107
Transfers out	(57,330)	(19,962)	(77,292)	-	-	-
Total other financing sources (uses)	(57,330)	(19,962)	(77,292)	-	6,107	6,107
Net change in fund balance	-	-	-	6,107	(6,107)	-
Fund balance, beginning of period	-	-	-	-	6,107	-
Fund balance, end of period	\$ -	\$ -	\$ -	\$ 6,107	\$ -	\$ -

Title IIID Preventive Health			Title IIIE National FmlyCaregiverSupport			GOEA Supplemental Senior Center		
For the 6 months ended			For the 6 months ended			For the 6 months ended		
06/30/23	12/31/23	Total	06/30/23	12/31/23	Total	06/30/23	12/31/23	Total
\$ 2,736	\$ 3,097	\$ 5,833	\$ 6,518	\$ 7,390	\$ 13,908	\$ -	\$ -	\$ -
-	-	-	3,008	2,463	5,471	1,550	1,550	3,100
-	-	-	-	-	-	-	-	-
2,736	(4,487)	(1,751)	2,020	(5,498)	(3,478)	1,550	(1,550)	-
2,736	(4,487)	(1,751)	2,020	(5,498)	(3,478)	1,550	(1,550)	-
5,472	(1,390)	4,082	11,546	4,355	15,901	3,100	-	3,100
-	-	-	-	-	-	-	-	-
-	-	-	-	-	-	-	-	-
-	-	-	12,988	7,961	20,949	-	-	-
-	-	-	-	-	-	-	-	-
-	-	-	-	-	-	-	-	-
-	-	-	-	-	-	-	-	-
3,047	1,781	4,828	-	-	-	-	-	-
-	1,418	1,418	149	-	149	-	-	-
-	-	-	-	-	-	-	-	-
48	163	211	153	120	273	-	-	-
3,095	3,362	6,457	13,290	8,081	21,371	-	-	-
2,377	(4,752)	(2,375)	(1,744)	(3,726)	(5,470)	3,100	-	3,100
-	2,375	2,375	2,755	2,715	5,470	-	-	-
-	-	-	-	-	-	(3,100)	-	(3,100)
-	2,375	2,375	2,755	2,715	5,470	(3,100)	-	(3,100)
2,377	(2,377)	-	1,011	(1,011)	-	-	-	-
-	2,377	-	-	1,011	-	-	-	-
\$ 2,377	\$ -	\$ -	\$ 1,011	\$ -	\$ -	\$ -	\$ -	\$ -

(Continued)

St. James Parish
Convent, Louisiana
Schedule of Program Revenues, Expenditures, and Changes in Fund Balance
Contracts and Grants Provided Through the Louisiana Governor's Office of Elderly Affairs (GOEA)
For the Year Ended December 31, 2023

	Title V Senior Community Service Employment Program			SrCenter Additional Appropriation Fund		
	For the 6 months ended			For the 6 months ended		
	06/30/23	12/31/23	Total	06/30/23	12/31/23	Total
Revenues:						
Intergovernmental:						
GOEA:						
Federal	\$ -	\$ -	\$ -	\$ -	\$ -	\$ -
State	-	-	-	3,906	3,907	7,813
Other revenues:						
Sale of meals	-	-	-	-	-	-
Other	-	-	-	3,907	(3,907)	-
Total other revenues	-	-	-	3,907	(3,907)	-
Total revenues	-	-	-	7,813	-	7,813
Expenditures:						
Meals	-	-	-	-	-	-
Distributed administrative costs	-	-	-	-	-	-
Program support	-	-	-	-	-	-
Information and assistance	-	-	-	-	-	-
Outreach	-	-	-	-	-	-
Other priority services	-	-	-	-	-	-
Med alert	-	-	-	-	-	-
Wellness	-	-	-	-	-	-
Public education	-	-	-	-	-	-
Legal assistance	-	-	-	-	-	-
Other costs	-	-	-	-	-	-
Total expenditures	-	-	-	-	-	-
Excess (deficiency) of revenues over (under)						
expenditures before other financing						
sources (uses)	-	-	-	7,813	-	7,813
Other financing sources (uses):						
Transfers in	-	-	-	-	-	-
Transfers out	-	-	-	(7,813)	-	(7,813)
Total other financing sources (uses)	-	-	-	(7,813)	-	(7,813)
Net change in fund balance	-	-	-	-	-	-
Fund balance, beginning of period	27	27	27	-	-	-
Fund balance, end of period	\$ 27	\$ 27	\$ 27	\$ -	\$ -	\$ -

Expanding the Public Health Workforce			
For the 6 months ended			
06/30/23	12/31/23	Total	Totals
\$ 3,135	\$ 3,132	\$ 6,267	\$ 270,602
-	-	-	242,286
-	-	-	10,397
2,605	(2,552)	53	(16,165)
2,605	(2,552)	53	(5,768)
5,740	580	6,320	507,120
-	-	-	340,749
3,160	3,160	6,320	19,251
-	-	-	20,949
-	-	-	9,557
-	-	-	1,394
-	-	-	9,768
-	-	-	8,498
-	-	-	13,231
-	-	-	9,939
-	-	-	2,080
-	-	-	129,883
3,160	3,160	6,320	565,299
2,580	(2,580)	-	(58,179)
-	-	-	253,154
-	-	-	(194,975)
-	-	-	58,179
2,580	(2,580)	-	-
-	2,580	-	27
\$ 2,580	\$ -	\$ -	\$ 27

(Concluded)

St. James Parish
Convent, Louisiana
Schedule of Program Expenditures - Budget vs. Actual
Contracts and Grants Provided Through the Louisiana Governor's Office of Elderly Affairs (GOEA)
For the Year Ended December 31, 2023

	Budget	Actual	Variance Favorable (Unfavorable)
Title III C-2 Home Delivered Meals			
Home delivered meals	\$ 236,400	245,299	\$ (8,899)
Nutritional education	1,600	1,152	448
Total	<u>\$ 238,000</u>	<u>\$ 246,451</u>	<u>\$ (8,451)</u>
Title III C-1 Congregate Meals			
Congregate meals	\$ 89,200	\$ 86,540	\$ 2,660
Nutritional education	1,600	1,152	448
Total	<u>\$ 90,800</u>	<u>\$ 87,692</u>	<u>\$ 3,108</u>
Title III B - Supportive Services			
Information and assistance	\$ 5,900	\$ 7,464	\$ (1,564)
Legal assistance	3,100	2,080	1,020
Outreach	1,400	1,047	353
Other priority services	9,600	7,326	2,274
Med Alert	6,600	8,498	(1,898)
Wellness	6,300	8,403	(2,103)
Public education	8,600	6,279	2,321
Total	<u>\$ 41,500</u>	<u>\$ 41,097</u>	<u>\$ 403</u>
Senior Center			
Small Tools & Work Equipment	\$ 7,600	\$ 7,631	\$ (31)
Non-Capital Office Furniture & Equipment	58,200	63,365	\$ (5,165)
Freight/Shipping	1,800	882	918
Supplies-program	4,000	-	4,000
Tools & Work Equipment	55,200	55,217	(17)
Program support	5,500	-	5,500
Total	<u>\$ 132,300</u>	<u>\$ 127,095</u>	<u>\$ 5,205</u>
Parish Council on Aging			
Home delivered meals transfers	\$ 34,600	\$ 50,077	\$ (15,477)
Congregate Meals transfers	3,800	1,527	2,273
IIIB Social Services transfers	13,200	12,465	735
Senior Center Fund transfers	39,000	38,992	8
IIIE Caregivers transfers	5,400	3,709	1,691
Total	<u>\$ 96,000</u>	<u>\$ 106,770</u>	<u>\$ (10,770)</u>
Nutritional Services Incentive Program			
Congregate meals transfers	\$ -	2,487	\$ (2,487)
Home delivered meals transfers	77,600	74,805	2,795
Total	<u>\$ 77,600</u>	<u>\$ 77,292</u>	<u>\$ 308</u>
Title III C - Area Agency Administration			
Distributed administrative costs	\$ 10,600	\$ 11,782	\$ (1,182)
Total	<u>\$ 10,600</u>	<u>\$ 11,782</u>	<u>\$ (1,182)</u>
Title III D - Preventive Health			
Wellness	\$ 4,500	\$ 3,046	\$ 1,454
Freight/Shipping	100	48	52
Total	<u>\$ 4,600</u>	<u>\$ 3,094</u>	<u>\$ 1,506</u>

St. James Parish
Convent, Louisiana
Schedule of Program Expenditures - Budget vs. Actual
Contracts and Grants Provided Through the Louisiana Governor's Office of Elderly Affairs (GOEA)
For the Year Ended December 31, 2023

	Budget	Actual	Variance Favorable (Unfavorable)
Title III E - National Family Caregiver Support			
Program support	\$ 19,400	\$ 17,919	\$ 1,481
Public education	300	149	151
Material aid	400	273	127
Total	<u>\$ 20,100</u>	<u>\$ 18,341</u>	<u>\$ 1,759</u>
GOEA Supplemental Senior Center			
Congregate meals transfers	<u>\$ 4,700</u>	<u>\$ 3,100</u>	<u>\$ 1,600</u>
Total	<u><u>\$ 4,700</u></u>	<u><u>\$ 3,100</u></u>	<u><u>\$ 1,600</u></u>
Sr Center Additional Appropriation			
Senior Center Fund transfers	<u>\$ 11,700</u>	<u>\$ 7,813</u>	<u>\$ 3,887</u>
Total	<u><u>\$ 11,700</u></u>	<u><u>\$ 7,813</u></u>	<u><u>\$ 3,887</u></u>
Expanding the Public Health Workforce			
Distributive administrative costs	<u>\$ 6,300</u>	<u>\$ 6,320</u>	<u>\$ (20)</u>
Total	<u><u>\$ 6,300</u></u>	<u><u>\$ 6,320</u></u>	<u><u>\$ (20)</u></u>
American Rescue Plan Act 2021			
Title III C-2 Home Delivered Meals	\$ 8,100	\$ 309	\$ 7,791
Title III C-1 Congregate Meals	6,400	8,601	(2,201)
Title III B - Supportive Services	7,500	6,975	525
Title III C - Area Agency Administration	3,100	1,149	1,951
Title III D - Preventive Health	3,400	3,363	37
Title III E - National Family Caregiver Support	3,000	3,030	(30)
Total	<u><u>\$ 31,500</u></u>	<u><u>\$ 23,427</u></u>	<u><u>\$ 8,073</u></u>



STATISTICAL SECTION (UNAUDITED)

St. James Parish
Convent, Louisiana
Net Position by Component
For the Last Ten Fiscal Years
(Unaudited)

	2023	2022	2021	2020
Governmental Activities				
Net Investment in Capital Assets	\$ 68,653,696	\$ 63,030,774	\$ 58,035,249	\$ 60,772,724
Restricted	101,287,121	94,274,377	81,693,836	79,199,812
Unrestricted	<u>(14,658,531)</u>	<u>(8,355,031)</u>	<u>4,284,044</u>	<u>3,692,447</u>
Total Government Activities Net Position	<u>\$ 155,282,286</u>	<u>\$ 148,950,120</u>	<u>\$ 144,013,129</u>	<u>\$ 143,664,983</u>
Business-type Activities				
Net Investment in Capital Assets	\$ 17,071,573	\$ 17,303,964	\$ 16,529,382	\$ 13,846,550
Restricted	-	345,157	-	-
Unrestricted	<u>12,243,520</u>	<u>11,688,456</u>	<u>12,694,794</u>	<u>13,890,350</u>
Total Business-type Activities Net Position	<u>\$ 29,315,093</u>	<u>\$ 29,337,577</u>	<u>\$ 29,224,176</u>	<u>\$ 27,736,900</u>
Primary Government				
Net Investment in Capital Assets	\$ 85,725,269	\$ 80,334,738	\$ 74,564,631	\$ 74,619,274
Restricted	101,287,121	94,619,534	81,693,836	79,199,812
Unrestricted	<u>(2,415,011)</u>	<u>3,333,425</u>	<u>16,978,838</u>	<u>17,582,797</u>
Total Primary Government Net Position	<u>\$ 184,597,379</u>	<u>\$ 178,287,697</u>	<u>\$ 173,237,305</u>	<u>\$ 171,401,883</u>

Source: Audited Annual Comprehensive Financial Report

2019	2018	2017	2016	2015	2014
\$ 60,284,841	\$ 61,273,545	\$ 61,210,241	\$ 61,408,991	\$ 60,873,245	\$ 57,285,911
74,097,334	63,734,142	57,514,478	52,179,052	49,214,805	43,371,268
2,097,629	328,006	4,992,472	4,881,018	5,064,110	4,678,608
<u>\$ 136,479,804</u>	<u>\$ 125,335,693</u>	<u>\$ 123,717,191</u>	<u>\$ 118,469,061</u>	<u>\$ 115,152,160</u>	<u>\$ 105,335,787</u>
\$ 14,571,303	\$ 15,148,310	\$ 16,313,284	\$ 15,879,896	\$ 13,027,858	\$ 13,136,113
-	-	-	-	-	-
13,529,426	15,403,851	13,997,872	12,858,453	10,815,683	9,107,625
<u>\$ 28,100,729</u>	<u>\$ 30,552,161</u>	<u>\$ 30,311,156</u>	<u>\$ 28,738,349</u>	<u>\$ 23,843,541</u>	<u>\$ 22,243,738</u>
\$ 74,856,144	\$ 76,421,855	\$ 77,523,525	\$ 77,288,887	\$ 73,901,103	\$ 70,422,024
74,097,334	63,734,142	57,514,478	52,179,052	49,214,805	43,371,268
15,627,055	15,731,857	18,990,344	17,739,471	15,879,793	13,786,233
<u>\$ 164,580,533</u>	<u>\$ 155,887,854</u>	<u>\$ 154,028,347</u>	<u>\$ 147,207,410</u>	<u>\$ 138,995,701</u>	<u>\$ 127,579,525</u>

TABLE 1

St. James Parish
Convent, Louisiana
Changes in Net Position
For the Last Ten Fiscal Years
(Unaudited)

	2023	2022	2021	2020	2019	2018
Expenses						
Governmental Activities:						
General Government	\$ 9,156,883	\$ 7,714,263	\$ 8,349,655	\$ 7,040,729	\$ 7,785,677	\$ 7,279,196
Public Safety	8,830,569	9,468,157	9,504,023	6,994,265	5,963,865	4,741,595
Highways and Streets	2,778,211	4,725,513	5,275,914	4,854,856	4,751,210	4,785,204
Sanitation	2,852,308	2,719,974	3,998,882	1,892,196	1,821,725	1,657,341
Public Housing	400	732	256	560	1,669	1,120
Public Transportation	1,528,895	1,137,901	1,097,448	990,825	1,251,134	1,162,070
Health and Welfare	5,987,778	4,774,966	5,386,107	4,985,232	5,413,297	4,648,972
Culture and Recreation	6,110,992	3,346,178	3,222,195	3,221,320	3,381,256	3,072,384
Economic Development	464,844	379,504	346,216	300,963	542,190	589,186
Interest on Long Term Debt	489,982	504,762	415,434	390,776	181,411	150,527
Total Governmental Activities Expenses:	38,200,862	34,771,950	37,596,130	30,671,722	31,093,434	28,087,595
Business-type Activities:						
Gas and water	6,807,386	6,472,658	5,993,087	5,081,205	5,183,022	4,888,504
Youth detention	-	-	-	-	-	208,116
Total Business-type Activities Expenses:	6,807,386	6,472,658	5,993,087	5,081,205	5,183,022	5,096,620
Total Primary Government Expenses:	\$ 45,008,248	\$ 41,244,608	\$ 43,589,217	\$ 35,752,927	\$ 36,276,456	\$ 33,184,215
Program Revenues						
Governmental Activities						
Charges for Service:						
General Government	\$ 853,765	\$ 904,235	\$ 835,748	\$ 1,062,205	\$ 1,067,442	\$ 1,157,586
Public Safety	328,578	330,828	497,773	330,248	331,852	335,346
Sanitation	585,466	575,024	579,055	576,246	574,185	569,226
Public Transportation	5,192	14,704	14,810	13,165	29,819	26,699
Culture and Recreation	30,297	25,869	24,559	16,728	36,271	49,570
Operating Grants and Contributions:						
General Government	1,871,225	659,656	1,074,772	461,245	366,059	820,642
Public Safety	580,581	413,872	149,695	318,678	260,512	330,868
Highways and Streets	406,074	593,698	339,471	272,565	682,124	289,828
Sanitation	78,590	335,590	2,104,620	37,460	(6)	82
Public Transportation	546,344	920,766	739,746	608,199	601,782	497,984
Health and Welfare	1,019,657	1,118,806	610,590	1,107,588	937,680	900,140
Culture and Recreation	153,043	78,111	48,591	34,991	3,438	22,910
Economic Development	-	-	-	-	-	(7,168)
Capital Grants and Contributions:						
General Government	-	1,618,580	-	68,258	911,529	(27,678)
Public Safety	956,833	935,598	681,467	964,995	-	-
Highways and Streets	-	-	-	-	-	-
Sanitation	-	-	-	-	650,904	517,254
Public Transportation	1,095,004	-	307,335	-	-	-
Total Governmental Activities Program Revenues:	8,510,649	8,525,337	8,008,232	5,872,571	6,453,591	5,483,289
Business-type Activities						
Charges for Service:						
Gas and water	5,491,102	6,053,709	5,233,855	4,528,644	4,868,291	5,120,520
Youth detention	-	-	-	-	-	548
Operating Grants and Contributions	101,753	276,856	325,995	80,665	84,267	277,449
Capital Grants and Contributions	202,735	-	-	-	-	-
Total Business-type Activities Program Revenues:	5,795,590	6,330,565	5,559,850	4,609,309	4,952,558	5,398,517
Total Primary Government Program Revenues:	\$ 14,306,239	\$ 14,855,902	\$ 13,568,082	\$ 10,481,880	\$ 11,406,149	\$ 10,881,806
General Revenues and Other Changes in Net Position						
Governmental Activities						
Taxes:						
Property Taxes	\$ 21,836,583	\$ 21,322,086	\$ 20,982,775	\$ 21,331,603	\$ 20,816,615	\$ 18,716,971
Voluntary Payments in Lieu of Taxes	721,001	650,907	588,108	587,826	530,933	490,366
Sales and Use Taxes	6,519,496	5,660,452	5,660,528	7,157,568	8,351,852	8,230,164
Alcoholic Beverages	17,593	18,708	19,036	20,676	19,746	19,591
Franchise Fees	-	-	-	-	-	-
Other	-	-	-	-	-	-
Grants and Contributions Not Restricted for						
Specific Purposes	732,865	1,390,447	737,842	1,338,968	746,581	55,379
Investment earnings (losses)	3,593,088	(1,355,449)	(262,661)	557,051	1,426,464	784,477
Other Revenue	2,212,253	1,568,223	4,098,307	1,408,590	1,359,513	1,290,860
Gain (loss) on sale of fixed assets	-	-	-	(413,868)	-	(44,833)
Assets transferred	-	-	(2,452,521)	-	-	-
Transfers	389,500	(407,562)	564,630	(4,084)	(17,830)	(5,470)
Total Governmental Activities:	36,022,379	28,847,812	29,936,044	31,984,330	33,233,874	29,537,505
Business-type Activities						
Taxes:						
Property Taxes	-	-	-	-	-	364,831
Fines and Forfeits	-	-	-	-	-	750
Investment earnings (losses)	715,711	(180,234)	(50,974)	-	-	209,662
Other Revenue	671,886	28,166	83,596	103,983	311,282	1,150
Gain (loss) on sale of fixed assets	(8,785)	-	-	-	-	210,000
Assets transferred	-	-	2,452,521	-	-	-
Transfers	(389,500)	407,562	(564,630)	4,084	17,830	5,470
Total Business-type Activities:	989,312	255,494	1,920,513	108,067	329,112	791,863
Total Primary Government General Revenues	\$ 37,011,691	\$ 29,103,306	\$ 31,856,557	\$ 32,092,397	\$ 33,562,986	\$ 30,329,368
Changes in Net Position:						
Governmental Activities	\$ 6,332,166	\$ 2,601,199	\$ 348,146	\$ 7,185,179	\$ 8,594,031	\$ 6,933,199
Business-type Activities	(22,484)	113,401	1,487,276	(363,829)	98,648	1,093,760
Total Primary Government Change in Net Position	\$ 6,309,682	\$ 2,714,600	\$ 1,835,422	\$ 6,821,350	\$ 8,692,679	\$ 8,026,959

Source: Audited Annual Comprehensive Financial Report

2017	2016	2015	2014
\$ 7,591,466	\$ 10,859,084	\$ 7,901,087	\$ 9,668,333
4,925,318	5,188,991	4,279,421	4,037,958
4,353,062	4,423,387	5,135,675	4,602,549
1,757,001	1,762,686	1,640,624	1,885,173
1,520	2,040	1,760	1,520
1,137,729	1,086,491	979,977	1,050,665
4,634,763	4,588,426	4,330,229	4,418,589
3,140,806	3,000,542	2,639,566	2,828,449
591,039	545,160	1,650,942	2,300,637
161,533	194,613	234,088	271,857
28,294,237	31,651,420	28,793,369	31,065,730
4,649,402	4,804,459	4,712,158	4,949,997
321,151	337,224	399,642	443,689
4,970,553	5,141,683	5,111,800	5,393,686
\$ 33,264,790	\$ 36,793,103	\$ 33,905,169	\$ 36,459,416
\$ 152,248	\$ 133,717	\$ 169,630	\$ 185,999
317,780	234,568	236,852	242,902
581,563	592,296	589,250	598,021
20,694	22,459	43,020	78,245
38,601	51,117	38,646	38,514
1,180,895	1,522,807	1,767,485	539,799
238,517	141,444	117,798	(6,929)
367,054	289,713	312,243	729,720
858,576	281,450	88,166	61,609
498,818	510,845	565,666	542,833
881,887	979,162	988,690	923,370
37,127	26,400	26,907	469,593
11,000	-	766,838	1,517,741
216,386	3,458,600	4,676,266	7,054,640
1,481,000	825,000	-	16,666
-	-	-	640,082
-	-	-	-
-	-	-	-
6,882,146	9,069,578	10,387,457	13,632,805
5,148,051	5,971,107	5,365,854	5,450,860
684	684	21,213	47,676
1,003,272	113,365	121,548	(3,235)
-	3,607,643	656,847	24,287
6,152,007	9,692,799	6,165,462	5,519,588
\$ 13,034,153	\$ 18,762,377	\$ 16,552,919	\$ 19,152,393
\$ 17,107,025	\$ 15,933,351	\$ 17,925,981	\$ 16,937,947
490,372	472,882	415,105	356,945
6,391,264	6,194,460	6,560,147	6,563,038
20,716	24,080	19,896	19,291
134,803	134,507	124,962	112,635
-	-	-	226,886
844,339	967,196	697,027	537,865
291,012	104,635	93,182	68,238
1,401,268	2,055,795	1,770,456	2,248,504
(41,968)	(20,366)	(340,673)	(4,494)
-	-	-	-
21,390	32,203	28,312	1,443
26,660,221	25,898,743	27,294,395	27,068,298
333,930	320,467	339,137	328,319
500	750	500	650
73,091	19,091	19,293	5,394
481	53	5,292	-
(6,259)	2,850	20,536	-
-	-	-	-
(10,390)	-	23,528	70,856
391,353	343,211	408,286	405,219
\$ 27,051,574	\$ 26,241,954	\$ 27,702,681	\$ 27,473,517
\$ 5,248,130	\$ 3,316,901	\$ 8,888,483	\$ 9,635,373
1,572,807	4,894,327	1,461,948	531,121
\$ 6,820,937	\$ 8,211,228	\$ 10,350,431	\$ 10,166,494

TABLE 2

St. James Parish
Convent, Louisiana
General Government Tax Revenues by Source
For the Last Ten Fiscal Years
(Unaudited)

Fiscal Year	Ad Valorem Tax and Revenue Sharing	Sales and Use Tax	Totals
2023	\$ 21,836,583	\$ 6,519,496	\$ 28,356,079
2022	21,322,086	5,660,452	26,982,538
2021	20,982,775	5,660,528	26,643,303
2020	21,331,603	7,157,568	28,489,171
2019	20,816,615	8,351,852	29,168,467
2018	19,081,802	8,230,164	27,311,966
2017	17,440,955	6,391,264	23,832,219
2016	16,253,818	6,194,460	22,448,278
2015	18,265,118	6,560,147	24,825,265
2014	17,266,266	6,563,038	23,829,304

Source: Audited Annual Comprehensive Financial Report



St. James Parish
Convent, Louisiana
Fund Balances of Governmental Funds
For the Last Ten Fiscal Years
(Unaudited)

	2023	2022	2021	2020
General Fund:				
Nonspendable	\$ 39,475	\$ 19,709	\$ 6,930	\$ 22,190
Restricted	7,841,470	9,067,166	9,480,241	9,039,025
Unassigned	6,455,634	5,246,828	6,261,763	7,210,317
Total General Fund:	<u>\$ 14,336,579</u>	<u>\$ 14,333,703</u>	<u>\$ 15,748,934</u>	<u>\$ 16,271,532</u>
All Other Governmental Funds:				
Nonspendable	\$ 302,268	\$ 446,113	\$ 100	\$ 45,919
Restricted	88,830,769	88,067,513	81,912,569	79,592,817
Committed	862,375	866,818	858,002	792,446
Assigned	54,207	60,035	58,816	67,908
Unassigned	-	(180,353)	-	(43,892)
Total All Other Governmental Funds:	<u>\$ 90,049,619</u>	<u>\$ 89,260,126</u>	<u>\$ 82,829,487</u>	<u>\$ 80,455,198</u>

Source: Audited Annual Comprehensive Financial Report



2019	2018	2017	2016	2015	2014
\$ 22,193	\$ 21,776	\$ 2,405	\$ 43,382	\$ 36,691	\$ 38,724
8,034,473	7,293,716	6,645,773	6,085,801	5,685,398	5,085,694
6,599,544	5,927,831	5,107,704	4,563,329	4,125,646	4,295,190
<u>\$ 14,656,210</u>	<u>\$ 13,243,323</u>	<u>\$ 11,755,882</u>	<u>\$ 10,692,512</u>	<u>\$ 9,847,735</u>	<u>\$ 9,419,608</u>
\$ 106,315	\$ 118,512	\$ 101,664	\$ 112,580	\$ 16,476	\$ 114,164
75,381,010	55,296,235	49,120,330	44,902,447	43,074,139	39,056,187
764,691	1,346,935	1,573,390	660,970	771,687	786,653
98,568	54,228	77,588	90,747	65,138	165,461
-	-	-	(493,386)	(386,970)	(233,594)
<u>\$ 76,350,584</u>	<u>\$ 56,815,910</u>	<u>\$ 50,872,972</u>	<u>\$ 45,273,358</u>	<u>\$ 43,540,470</u>	<u>\$ 39,888,871</u>

TABLE 4

St. James Parish
Convent, Louisiana
Changes in Fund Balances of Governmental Funds
For the Last Ten Fiscal Years
(Unaudited)

	2023	2022	2021	2020
<u>Revenues</u>				
Taxes:				
Property	\$ 22,040,949	\$ 21,229,548	\$ 20,949,808	\$ 21,194,377
Voluntary payments in lieu of taxes	721,001	650,907	588,108	587,826
Sales and Use	6,519,496	5,660,452	5,660,528	7,157,568
Alcoholic Beverages (Beer)	17,593	18,708	19,036	20,676
Licenses and Permits	853,765	904,235	835,748	951,972
Intergovernmental:				
Federal	5,472,265	5,597,332	5,307,987	2,981,105
State	1,808,845	2,291,501	1,322,002	1,885,218
Local	159,106	176,291	164,140	346,626
Fines and Forfeits	165,763	149,786	159,947	110,233
Charges for Services	949,533	946,425	956,250	936,387
Investment earnings (losses)	3,336,697	(1,212,910)	(248,906)	537,875
In-kind contributions	-	-	-	28,839
Other	1,897,962	1,287,596	3,983,465	1,277,040
Total Revenues	<u>43,942,975</u>	<u>37,699,871</u>	<u>39,698,113</u>	<u>38,015,742</u>
<u>Expenditures:</u>				
Current:				
General Government	9,276,910	8,612,350	8,714,855	7,421,292
Public Safety	7,364,987	8,549,335	8,385,483	5,855,159
Highway and Streets	3,020,602	4,542,471	3,416,586	2,989,022
Sanitation	2,665,961	2,695,463	3,912,869	1,819,034
Public Housing	400	732	256	560
Public Transportation	1,290,600	1,126,962	980,725	868,957
Public Utilities	-	-	-	-
Health and Welfare	5,622,028	4,964,831	5,289,826	4,710,237
Culture and Recreation	3,419,286	2,931,903	2,753,279	2,664,033
Economic Development	436,502	392,700	332,260	287,662
In-kind Expenses	-	-	-	28,839
Debt Service:				
Principal	1,060,000	790,000	775,000	1,028,550
Interest and Other Costs	482,092	443,066	378,449	413,308
Capital Outlay	8,900,738	5,147,268	3,471,464	4,205,069
Total Expenditures	<u>43,540,106</u>	<u>40,197,081</u>	<u>38,411,052</u>	<u>32,291,722</u>
Excess Revenue/(Expenditures) before other financing services	402,869	(2,497,210)	1,287,061	5,724,020
<u>Other Financing Sources/(Uses):</u>				
Bond Issuance Cost	-	(79,820)	-	-
Proceeds from Debt Issuance	-	8,000,000	-	-
Transfers In	13,226,158	7,080,163	7,530,843	7,195,228
Transfers Out	(12,836,658)	(7,487,725)	(6,966,213)	(7,199,312)
Payment to Refunded Bond Agent	-	-	-	-
Total Other Financing Sources/(Uses)	<u>389,500</u>	<u>7,512,618</u>	<u>564,630</u>	<u>(4,084)</u>
Net Changes in Fund Balance	<u>\$ 792,369</u>	<u>\$ 5,015,408</u>	<u>\$ 1,851,691</u>	<u>\$ 5,719,936</u>
Debt Service as a Percentage of Noncapital Expenditures:	<u>4.45%</u>	<u>3.52%</u>	<u>3.30%</u>	<u>5.13%</u>

Source: Audited Annual Comprehensive Financial Report

TABLE 5

2019	2018	2017	2016	2015	2014
\$ 20,854,119	\$ 18,712,780	\$ 17,879,134	\$ 15,576,026	\$ 17,531,951	\$ 16,935,943
530,933	490,366	490,372	472,882	415,105	356,945
8,351,852	8,230,164	6,391,264	6,194,460	6,560,147	6,563,038
19,746	19,591	20,716	24,080	19,896	19,291
929,585	1,019,000	929,703	1,053,476	770,883	742,755
2,053,202	1,858,545	2,645,017	5,283,741	4,806,637	8,473,145
2,301,883	1,172,213	1,150,488	1,447,626	4,044,384	4,138,518
805,518	564,834	548,756	527,281	510,144	503,517
137,857	138,586	150,046	133,103	169,306	185,502
972,127	980,841	958,272	901,054	908,092	958,179
1,371,097	744,866	279,161	103,511	92,313	63,694
219,582	98,855	200,817	70,090	509,070	420,032
1,041,654	1,063,407	1,102,207	1,880,311	1,163,354	649,151
39,589,155	35,094,048	32,745,953	33,667,641	37,501,282	40,009,710
7,041,760	6,857,233	6,662,915	6,491,032	7,542,722	8,200,935
4,785,384	3,887,485	3,866,673	4,375,873	3,912,047	3,450,136
2,958,778	2,818,601	2,554,955	2,551,449	3,393,299	2,889,836
1,726,656	1,583,226	1,689,281	1,677,219	1,579,538	1,838,998
1,669	1,120	1,520	2,040	1,760	1,520
1,083,458	1,059,422	999,550	981,189	867,146	927,793
-	-	3,270	-	-	-
4,823,202	4,441,431	4,369,150	4,418,675	4,133,592	4,082,536
2,711,685	2,529,968	2,595,494	2,498,170	2,440,099	2,465,007
522,204	569,813	567,358	511,582	1,353,675	2,033,136
219,582	98,855	200,817	70,090	509,070	420,032
745,531	722,605	1,212,768	1,174,019	1,125,353	1,087,769
121,482	138,644	154,043	194,027	233,248	250,470
2,151,700	2,948,753	2,609,452	6,706,814	6,868,319	9,822,581
28,893,091	27,657,156	27,487,246	31,652,179	33,959,868	37,470,749
10,696,064	7,436,892	5,258,707	2,015,462	3,541,414	2,538,961
(280,753)	(1,043)	(17,113)	-	-	(32,156)
8,000,000	-	850,000	-	-	2,530,000
12,878,182	4,678,551	6,536,698	4,619,011	3,792,127	2,711,871
(12,896,012)	(4,684,021)	(5,965,308)	(4,056,808)	(3,253,815)	(2,229,429)
-	-	-	-	-	(2,489,804)
7,701,417	(6,513)	1,404,277	562,203	538,312	490,482
\$ 18,397,481	\$ 7,430,379	\$ 6,662,984	\$ 2,577,665	\$ 4,079,726	\$ 3,029,443
3.24%	3.49%	5.49%	5.48%	5.01%	4.84%

TABLE 5

St. James Parish
Convent, Louisiana
Assessed Valuation of Taxable Property
For the Last Ten Fiscal Years
(Unaudited)

Fiscal Year	Total Assessed Value	Amount of Homestead Exemption	Total Taxable Assessed Value	Total Direct Tax Rate	Estimated Actual Taxable Value	Assessed Value as a Percentage of Actual Value
2023	\$ 726,394,442	\$ 42,919,916	\$ 683,474,526	44.83	\$ 6,213,404,782	11%
2022	712,659,635	42,475,972	670,183,663	44.83	6,092,578,755	11%
2021	717,499,287	42,175,490	675,323,797	44.83	6,139,307,245	11%
2020	698,481,031	41,550,480	656,930,551	44.30	5,972,095,918	11%
2019	641,605,867	41,299,337	600,306,530	44.30	5,457,332,091	11%
2018	596,375,255	41,001,815	555,373,440	44.30	5,048,849,455	11%
2017	557,539,110	40,704,290	516,834,820	43.56	4,698,498,364	11%
2016	617,169,587	39,385,919	577,783,668	43.67	5,252,578,800	11%
2015	584,035,788	39,268,684	544,767,104	43.67	4,952,428,218	11%
2014	574,491,990	38,980,307	535,511,683	43.67	4,868,288,027	11%

Fiscal Year	Real Property and Improvements	Personal Property	Public Service Property	Total Assessed Valuation	Amount of Homestead Exemption	Total Taxable Assessed Value
2023	\$ 148,996,733	\$ 493,849,387	\$ 83,789,770	\$ 726,394,442	\$ 42,919,916	\$ 683,474,526
2022	147,625,134	483,674,161	81,360,340	712,659,635	42,475,972	670,183,663
2021	142,373,157	498,084,840	77,041,290	717,499,287	42,175,490	675,323,797
2020	129,860,164	497,334,317	71,286,550	698,481,031	41,550,480	656,930,551
2019	127,827,706	680,437,685	66,810,400	875,075,791	41,299,337	833,776,454
2018	126,269,331	649,963,867	59,060,690	835,293,888	41,001,815	794,292,073
2017	123,557,466	374,971,224	59,010,420	557,539,110	40,704,290	516,834,820
2016	112,067,637	449,002,170	56,099,780	617,169,587	39,385,919	577,783,668
2015	110,755,135	418,669,353	54,611,300	584,035,788	39,268,684	544,767,104
2014	111,405,126	411,887,594	51,199,270	574,491,990	38,980,307	535,511,683

Source: St. James Parish Assessor's Office

St. James Parish
Convent, Louisiana
Ad Valorem Tax Rates and Tax Levies
Direct and Overlapping Governments and Assessed Millages
For the Last Ten Fiscal Years
(Unaudited)

TAX RATES (Mills per Dollar)					
Fiscal Year	Sheriff's Office	School Taxes	Road Taxes	Parish Council	Recreation Districts
2023	20.96	44.83	5.96	20.13	6.33
2022	20.96	44.83	5.96	20.13	6.33
2021	20.96	44.83	5.96	20.13	6.13
2020	20.96	44.30	5.97	20.20	6.11
2019	20.96	44.30	5.97	19.95	5.98
2018	20.96	44.30	5.97	19.95	5.88
2017	20.96	43.56	5.95	19.94	6.03
2016	20.96	43.67	5.95	20.05	6.23
2015	20.96	43.67	5.95	20.12	6.23
2014	20.96	43.67	5.95	20.22	6.63

TAX LEVIES					
Fiscal Year	Sheriff's Office	School Taxes	Road Taxes	Parish Council	Recreation Districts
2023	\$ 14,325,652	\$ 30,640,184	\$ 3,973,049	\$ 13,860,876	\$ 867,960
2022	14,047,075	30,044,354	3,907,296	13,591,338	769,671
2021	14,154,812	30,274,782	3,951,447	14,364,137	580,547
2020	13,769,290	29,102,031	3,855,982	13,269,994	572,004
2019	12,582,450	26,593,586	3,521,609	11,976,124	507,238
2018	11,640,653	24,603,050	3,258,804	11,079,708	453,558
2017	10,832,883	22,513,323	3,017,122	10,305,677	485,097
2016	12,110,370	25,231,824	3,388,182	11,584,568	591,082
2015	11,418,341	23,789,998	3,185,587	10,960,740	562,281
2014	11,224,347	23,385,814	3,128,867	10,828,065	601,613

Source: St. James Parish Assessor's Office

Public Safety	Detention Center	Levee Districts	Drainage Taxes	Fire Protection	Other Taxes	Parish Totals
5.18	0.60	7.41	2.99	0.74	2.96	118.09
5.18	0.60	7.41	2.99	0.74	2.96	118.09
5.18	0.60	7.03	2.99	0.74	2.96	117.51
5.19	0.60	7.41	3.00	0.74	3.04	117.52
5.19	0.60	7.40	3.00	0.74	3.04	117.13
5.19	0.60	7.26	3.00	0.74	2.89	116.74
5.18	0.60	7.26	2.99	0.74	2.89	116.10
5.19	0.60	7.40	3.00	0.74	2.59	116.38
5.19	0.60	7.35	3.00	0.74	2.59	116.40
5.19	1.00	7.35	2.98	0.74	2.59	117.28

Public Safety	Detention Center	Levee Districts	Drainage Taxes	Fire Protection	Other Taxes	Parish Totals
\$ 3,540,405	\$ 410,086	\$ 2,524,316	\$ 2,043,589	\$ 432,174	\$ 1,583,069	\$ 74,201,360
3,471,558	402,111	2,468,393	2,003,849	432,202	2,026,379	73,164,226
3,504,930	405,196	2,311,181	2,019,218	445,907	1,762,595	73,774,752
3,409,480	394,160	2,403,976	1,970,797	437,369	1,518,080	70,703,163
3,115,601	360,185	2,199,766	1,800,925	398,184	1,387,232	64,442,900
2,882,397	333,226	2,002,958	1,666,126	368,963	1,283,112	59,572,555
2,677,829	310,102	1,865,811	1,545,335	339,509	1,198,216	55,090,904
2,998,713	346,670	2,124,360	1,733,353	386,146	1,322,511	61,817,779
2,827,356	326,863	1,983,636	1,634,307	361,438	1,251,844	58,302,391
2,779,321	535,518	1,952,976	1,595,830	353,355	1,246,014	57,631,720

TABLE 7

St. James Parish
Convent, Louisiana
Principal Property Taxpayers
As of December 31, 2023 and December 31, 2014
(Unaudited)

Taxpayer	2023			2014		
	Assessed Value	Rank	Percent of Total Assessed Value	Assessed Value	Rank	Percent of Total Assessed Value
Equilon Enterprises LLC*	\$ 109,799,307	1	15.11%	\$ -	-	0.00%
American Styrenics LLC	50,264,511	3	6.92%	30,901,303	4	5.38%
Mosaic Fertilizer LLC - Uncle Sam	48,153,924	5	6.63%	36,914,025	3	6.43%
Zen-Noh Grain Corp.	47,306,991	6	6.51%	-	-	-
Nustar Logistics, L.P.	49,563,030	4	6.82%	-	-	-
Mosaic Fertilizer LLC - Faustina	52,501,816	2	7.23%	-	-	-
Louisiana Sugar Refining LLC	31,294,884	7	4.31%	-	-	-
Shell Trading US	19,735,937	9	2.72%	14,705,196	5	2.56%
Exxon Mobil Oil Corporation	18,892,470	10	2.60%	-	-	-
Atalco Gramercy LLC	21,493,735	8	2.96%	-	-	-
Valero Marketing & Supply	-	-	-	68,103,874	2	11.85%
Statoil Marketing & Trading (US) Inc	-	-	-	14,449,451	6	2.52%
Locap, Inc.	-	-	-	13,588,950	7	2.37%
Occidental Chemical Corp.	-	-	-	12,799,137	8	2.23%
Noranda Alumina LLC	-	-	-	11,859,764	9	2.06%
Motiva Enterprises LLC	-	-	-	128,329,797	1	22.34%
Plains Marketing, LP	-	-	-	10,816,626	10	1.88%
TOTALS	\$ 449,006,605		61.81%	\$ 342,468,123		59.62%

Source: St. James Parish Assessor's Office

*Equilon Enterprises, LLC is the parent company operating the Shell Oil Refinery in Convent, Louisiana.
See Footnote H to the attached Financial Statements for additional information regarding its closure in 2021.

St. James Parish
Convent, Louisiana
Ad Valorem Tax Levies and Collections
For the Last Ten Fiscal Years
(Unaudited)

Fiscal Year	Amount of Tax Levied	Collected in Current Year	Percent of Levy Collected in Current Year	Collected in Subsequent Years	Total Collections to Date	Percent of Levy Collected
2023	\$ 21,895,750	\$ 21,752,283	99.34%	\$ 274,185	\$ 22,026,468	100.60%
2022	\$ 21,408,055	\$ 21,053,132	98.34%	\$ 169,419	\$ 21,222,551	99.13%
2021	\$ 21,024,031	\$ 20,708,670	98.50%	\$ 71,671	\$ 20,780,341	98.84%
2020	\$ 21,065,467	\$ 20,928,542	99.35%	\$ 94,500	\$ 21,023,042	99.80%
2019	\$ 18,600,066	\$ 18,531,076	99.63%	\$ 51,765	\$ 18,582,841	99.91%
2018	\$ 18,600,066	\$ 18,268,194	98.22%	\$ 144,648	\$ 18,412,842	98.99%
2017	\$ 17,207,848	\$ 17,076,181	99.23%	\$ 22,700	\$ 17,098,881	99.37%
2016	\$ 15,746,252	\$ 15,634,897	99.29%	\$ 23,863	\$ 15,658,760	99.44%
2015	\$ 17,647,624	\$ 17,315,673	98.12%	\$ 20,825	\$ 17,336,498	98.24%
2014	\$ 16,639,183	\$ 16,330,539	98.15%	\$ 21,690	\$ 16,352,229	98.28%

Amount of Tax Levied represents Assessor's original levy less homestead exemption.
Source: St. James Parish Assessor

Amount of Tax Collected represents Parish levies and collections only. Amounts do not include payments in lieu of taxes, which are reported on the basic financial statements in the Ad Valorem Tax line item.

St. James Parish
Convent, Louisiana
Ratios of Outstanding Debt by Type
For the Last Ten Fiscal Years
(Unaudited)

Governmental Activities					
Fiscal Year	Gen Oblgtn Bonds and Premium	Certificates Indebtedness/ Capital Lease	Limited Tax Certificates	Limited Tax Bonds	Revenue Bonds
2023	\$ 815,000	\$ -	\$ -	\$ 370,000	\$ 14,570,000
2022	1,230,000	-	-	455,000	15,130,000
2021	1,625,000	-	-	540,000	7,440,000
2020	2,005,000	-	-	620,000	7,755,000
2019	2,375,000	333,551	-	700,000	8,000,000
2018	2,725,000	654,082	-	775,000	-
2017	3,065,000	961,687	-	850,000	-
2016	3,390,000	1,261,455	(1,629,000)	-	-
2015	3,710,000	1,548,474	(1,062,000)	-	-
2014	4,010,000	1,827,827	(516,000)	-	-

(1) U.S. Census estimates. Not readily available for 2023.

Total Debt	Parish Population	(1) Total Personal Income	Total Debt	
			Per Capita	(1) Percent of Personal Income
\$ 15,755,000	19,194	-	\$ 821	-
16,815,000	19,423	1,217,522,000	866	1.381%
9,605,000	19,742	1,257,000,000	487	0.764%
10,380,000	21,096	1,154,387,000	492	0.899%
11,408,551	21,037	1,108,153,000	542	1.030%
4,154,082	21,367	1,063,194,000	194	0.391%
4,876,687	21,557	981,495,000	226	0.497%
3,022,455	21,460	981,381,000	141	0.308%
4,196,474	21,567	922,938,000	195	0.455%
5,321,827	21,664	948,805,000	246	0.561%

TABLE 10

St. James Parish
Convent, Louisiana
Ratios of General Bonded Debt Outstanding
For the Last Ten Fiscal Years
(Unaudited)

Fiscal Year	Gen Oblgtn Bonds and Premium	Less Amounts Available in Debt Service Fund (1)	Total	Percentage of Estimated Actual Taxable Value of Property	Per Capita
2023	\$ 815,000	\$ 173,831	\$ 641,169	0.01%	\$ 33
2022	1,230,000	48,193	1,181,807	0.02%	61
2021	1,625,000	10,626	1,614,374	0.03%	82
2020	2,005,000	75,253	1,929,747	0.03%	91
2019	2,375,000	21,124	2,353,876	0.04%	112
2018	2,725,000	28,688	2,696,312	0.05%	126
2017	3,065,000	12,926	3,052,074	0.06%	142
2016	3,390,000	24,700	3,365,300	0.06%	157
2015	3,710,000	118,145	3,591,855	0.07%	167
2014	4,010,000	235,606	3,774,394	0.08%	174

(1) This represents liquid portions of amounts restricted for debt service.

TABLE 11

St. James Parish
Convent, Louisiana
Direct and Overlapping Governmental Activities Debt
As of December 31, 2023
(Unaudited)

<u>Governmental Unit</u>	<u>Debt Outstanding</u>	<u>Estimated Percentage Applicable</u>	<u>Estimated Share of Overlapping Debt</u>
Direct:			
St. James Parish Government			
General Obligation Bond (1)	\$ 815,000	100%	\$ 815,000
Limited Tax Bond (1)	370,000	100%	370,000
Revenue Bond (1)	<u>14,570,000</u>	100%	<u>14,570,000</u>
Subtotal, Direct Debt	15,755,000		15,755,000
Overlapping Debt:			
St. James Parish School Board (4)	91,446,999	100%	91,446,999
Town of Lucher (2)	1,807,313	100%	1,807,313
Town of Gramercy (3)	<u>908,441</u>	100%	<u>908,441</u>
Subtotal, Overlapping Debt	94,162,753		94,162,753
Total Direct and Overlapping Debt	<u>\$ 109,917,753</u>		<u>\$ 109,917,753</u>

Overlapping governments are those that coincide, at least in part, with the geographic boundaries of the parish. This schedule estimates the portion of the outstanding debt of those overlapping governments that is borne by the residents and businesses of St. James Parish. This process recognizes that, when considering the government's ability to issue and repay long-term debt, the entire debt burden borne by the residents and businesses should be taken into account. However, this does not imply that every taxpayer is a resident and therefore responsible for repaying the debt of each overlapping government.

The percentage of overlapping debt applicable is estimated using taxable assessed property values. Applicable percentages were estimated by determining the portion of The Council's taxable assessed value that is within the government's boundaries and dividing it by the parish's total taxable assessed value.

(1) As of December 31, 2023

(2) As of April 30, 2023

(3) As of June 30, 2023

(4) As of June 30, 2023

St. James Parish
Convent, Louisiana
Legal Debt Margin Information
For the Last Ten Fiscal Years
(Unaudited)

Fiscal Year	Debt Limit	Total Net Debt Applicable to Limit	Legal Debt Margin	Total Net Debt Applicable to Limit as a Percentage of Debt Limit
2023	\$ 254,238,055	\$ 15,755,000	\$ 238,483,055	6.20%
2022	249,430,782	16,815,000	232,615,782	6.74%
2021	246,351,803	9,605,000	236,746,803	3.90%
2020	251,124,750	10,380,000	240,744,750	4.13%
2019	244,468,361	11,408,551	233,059,810	4.67%
2018	224,562,053	4,154,082	220,407,971	1.85%
2017	292,352,861	4,876,687	287,476,174	1.67%
2016	195,138,689	3,022,455	192,116,234	1.55%
2015	216,009,355	4,196,474	211,812,881	1.94%
2014	204,412,526	5,321,827	199,090,699	2.60%

Legal Debt Margin Calculation for Fiscal Year 2023

Assessed Value	\$ 726,394,442
Debt Limit - 35% of Assessed Value (1)	254,238,055
Less Bonded Debt	<u>15,755,000</u>
Legal Debt Margin	<u><u>\$ 238,483,055</u></u>

(1) State law allows a maximum of 35% of assessed valuation for total bonded general obligation debt.

St. James Parish
Convent, Louisiana
Demographic and Economic Statistics
For the Last Ten Fiscal Years
(Unaudited)

<u>Fiscal Year</u>	<u>(1) Population</u>	<u>(1) Per Capita Income</u>	<u>(1) Median Age</u>	<u>(2) Unemployment Rate</u>
2023	19,194	\$ 33,616	40.4	4.5%
2022	19,423	30,011	40	5.2%
2021	19,742	28,944	39.6	5.8%
2020	21,096	26,739	39.9	11.8%
2019	21,037	25,736	38.9	6.9%
2018	21,367	25,724	38.8	7.8%
2017	21,557	25,275	38.9	7.9%
2016	21,460	25,312	38.9	8.7%
2015	21,567	24,071	38.8	9.3%
2014	21,664	22,133	38.6	9.4%

(1) Amounts are estimates from the U.S. Census.

(2) Amounts are from the U.S. Bureau of Labor Statistics.

St. James Parish
Convent, Louisiana
Principal Employers
Current Year and Nine Years Ago
(Unaudited)

Employer	Type of Business	2023			2014		
		Rank	Number of Employees	Percent of Total Employment	Rank	Number of Employees	Percent of Total Employment (1)
St. James Parish Schl Brd	K-12 Public Education	1	637	9.25%	1	590	
Atalco Alumina	Aluminum Manufacturer	2	480	6.97%	-	-	
Mosaic Fertilizer, LLP	Fertilizer Production	3	346	5.03%	6	220	
St. James Parish Council	Parish Government	4	310	4.50%	4	355	
St. James Parish Hospital	Hospital	5	264	3.83%	-	-	
Nucor Steel La	Steel Production	6	251	3.65%	7	140	
Louisiana Sugar Refining	Sugar Refining	7	194	2.82%	5	328	
Zen-Noh Grain Corp.	Grain Processor	8	189	2.75%	9	120	
Associated Terminals	Shipping and Cargo	9	157	2.28%	-	-	
Frisard's Trucking	Transportation	10	140	2.03%	-	-	
American Styrenics	Chemical Refinery	11	129	1.87%	10	102	
Occidental Chemical Corp.	Chemical Refinery	12	113	1.64%	8	124	
Koch Methanol	Methanol Manufacturer	13	113	1.64%	-	-	
Equilon Enterprises LLC*	Petroleum Refinery	-	-	-	2	512	
Noranda Alumina, LLC	Chemical Plant	-	-	-	3	477	

(1) Percent of total employment not available for 2014.

* Equilon Enterprises, LLC is the parent company operating the Shell Oil Refinery in Convent, Louisiana.
See Footnote H to the attached Financial Statements for additional information regarding its closure in 2021.

Source: St. James Parish Assessor.

St. James Parish
Convent, Louisiana
Employees by Function
For the Last Ten Fiscal Years
(Unaudited)

Function	2019	2020	2021	2022	2023
General Government	143	148	133	140	150
Judicial	26	26	26	23	23
Public Safety/Health	12	12	12	12	12
Public Works	35	38	47	45	49
Solid Waste	5	5	4	14	14
Recreation	12	12	27	25	22
Water and Gas	35	37	37	35	36
 Total	 268	 278	 286	 294	 306

NOTE: Number of Employees by Function prior to 2019 is not available.

St. James Parish
Convent, Louisiana
Operating Indicators by Function
For the Last Ten Fiscal Years
(Unaudited)

	2018*	2019	2020	2021	2022	2023
Public Safety						
Total number of rolls	237	308	280	521	481	1,142
Number fires	72	71	81	116	113	155
Number of rescue calls	36	65	43	60	65	375
Number of service calls	96	127	122	273	178	155
Public works						
Tree Branch Removal/Trimming	850	987	1,097	1,089	1,231	1,017
Potholes	32	28	31	48	81	41
Drainage/Channel/Facility Maintenance	530	526	584	427	1,061	783
Culvert Cleaning	110	130	145	71	27	11
Public Utility						
Water/Gas Leaks and other issues	165	161	179	507	736	530
Water and Gas						
Average Number of Billed Accounts						
East Bank	2,376	2,384	2,407	3,312	3,314	3,329
West Bank	3,555	3,636	3,668	5,653	5,995	5,547
New Connections	72	89	55	122	344	152
Building Permits						
Electrical Connection	547	466	367	386	445	485
Water Connection	387	441	333	352	382	349
Gas Connection	168	168	178	168	187	158
Municipal Address	88	76	44	144	72	51
Storage Shed (Less than 200 Sq. Ft.)	3	5	7	14	18	6
Culvert Installation	74	56	82	94	74	-
Change of Ownership	92	103	91	81	75	103
Change of Occupancy	209	174	141	121	126	122
Temporary Jobsite Trailer	1	-	-	-	-	-
Name Change on Billing	41	132	26	58	97	81
New Residential	44	33	43	24	76	26
New Residential Addition	7	4	8	2	11	1
New Residential Accessory	53	34	62	48	57	43
Residential Modular	-	-	1	-	-	-
Other	-	-	2	-	-	-
Mobile Home	26	23	31	36	-	79
Residential Renovation \$10,001 and More	4	5	11	8	41	19
In-Ground Swimming Pool	23	11	22	13	-	11
Landscaping	-	-	-	-	17	-
Electrical	57	70	57	73	17	66
Gas	-	1	1	4	-	9

* Information prior to 2018 is not available.

	2018	2019	2020	2021	2022	2023
Building Permits (Continued)						
Mechanical	2	3	1	61	68	10
Plumbing	3	5	1	4	15	3
Annual Maintenance Permit	-	-	-	-	8	-
Commercial Parking Lot	-	-	-	-	17	-
Non-Residential Change of Occupancy	-	6	7	5	-	7
Temporary Travel Trailer	-	-	1	-	-	-
Sign Permit	1	1	1	-	6	2
Culvert Temporary	-	1	-	-	-	-
Farm Exempt	2	-	-	2	-	3
Isaac Shingle Replacement	-	-	-	-	6	-
Industrial Permit (\$0 Fee)	-	1	-	-	2	-
Industrial Permit (Based on Value)	2	2	2	-	-	-
Detached Accessory without Walls < 500 sq.ft	4	2	3	-	2	-
Detached Accessory Without Walls > 500 sq.ft	5	1	-	-	2	2
Attached Patio Cover	2	4	5	2	-	1
Whole Home Generator	24	28	44	60	56	53
Residential Renovation < \$5000	4	9	6	3	4	1
Residential Renovation \$5000 to \$10000	2	3	2	2	3	2
After the Fact Permit Fee	6	6	9	10	5	4
New Commercial	19	24	12	8	4	11
Commercial Renovations	6	10	3	1	5	2
Institutional Renovations	-	-	1	1	2	-
Commercial Storage	3	2	-	1	-	1
Pylon Sign Permit	2	4	-	2	-	-
New Cell Tower	2	-	-	2	1	-
Cell Tower Co-location/Antenna Change Out	9	8	5	7	7	14
Commercial/Institutional Re-Roof	2	-	1	1	4	1
Commercial/Institutional Generator	5	-	-	1	1	4
Commercial Solar Installation	-	-	-	1	-	1
Demolition	3	8	7	20	25	14
Ida Commercial Renovations				2	1	-
Ida Mobile Home Replacement				5	8	-
Ida Shingle Replacement				65	7	-
Ida Utility Reconnect				16	3	1
Ida Demolition				35	7	2
Ida Electrical Connection				121	95	3
Ida Accessory Building				12	4	-
Ida Mechanical				8	1	-
Ida Plumbing				38	82	-
Ida Renovations				31	3	-
Ida Temporary RV				46	86	-
Ida Roof Replacement				379	36	1

TABLE 17

St. James Parish
Convent, Louisiana
Capital Asset Statistics by Function
For the Last Ten Fiscal Years
(Unaudited)

	2018*	2019	2020	2021	2022	2023
General						
Vehicles	35	38	41	76	76	76
Utility Vehicles/Equipment	7	7	7	7	7	6
Transit Busses	20	22	22	21	21	29
Trailers	4	4	5	5	5	4
Library						
Vehicles	-	-	-	-	-	1
Public Safety - Fire/911						
Vehicles	4	4	4	4	4	4
Utility Vehicles/Equipment	1	1	1	1	1	1
Trailers	4	4	4	6	6	9
Fire - Other	5	5	5	5	5	5
Solid Waste						
Vehicles	9	9	9	10	10	9
Utility Vehicles/Equipment	2	2	2	2	2	2
Culture and Recreation						
Vehicles	7	7	7	5	5	4
Tractors	12	13	14	15	15	15
Trailers	2	2	2	4	4	4
Public Works						
Vehicles	22	22	24	24	24	25
Tractors with attachments	77	80	80	81	81	82
Trailers	7	7	7	5	5	5
Boats	2	2	2	2	2	2
Excavators	5	5	7	8	8	8
Water and Gas						
Vehicles	20	22	24	24	28	29
Trailers	5	5	5	5	6	6
Equipment	5	5	5	5	6	8
Excavators	-	-	-	-	-	1

* Information prior to 2018 is not available.

TABLE 18

SPECIAL REPORTS OF CERTIFIED PUBLIC
ACCOUNTANTS AND OTHER SCHEDULES REQUIRED BY
GOVERNMENT AUDITING STANDARDS AND UNIFORM
GUIDANCE



INDEPENDENT AUDITORS' REPORT ON INTERNAL CONTROL OVER FINANCIAL REPORTING AND ON COMPLIANCE AND OTHER MATTERS BASED ON AN AUDIT OF FINANCIAL STATEMENTS PERFORMED IN ACCORDANCE WITH GOVERNMENT AUDITING STANDARDS

To the President and Members
St. James Parish Council
Convent, Louisiana

We have audited, in accordance with the auditing standards generally accepted in the United States of America and the standards applicable to financial audits contained in *Government Auditing Standards* issued by the Comptroller General of the United States, the financial statements of the governmental activities, the business-type activities, the aggregate discretely presented component unit, each major fund, and the aggregate remaining fund information of St. James Parish, State of Louisiana (the Parish), as of and for the year ended December 31, 2023, and the related notes to the financial statements, which collectively comprise the Parish's basic financial statements, and have issued our report thereon dated June 21, 2024. Our report includes a reference to other auditors who audited the financial statements of the aggregate discretely presented component unit, St. James Parish Hospital, as described in our report on the Parish's financial statements. This report does not include the results of the other auditors' testing of internal control over financial reporting or compliance and other matters that are reported on separately by those auditors.

Report on Internal Control Over Financial Reporting

In planning and performing our audit of the financial statements, we considered the Parish's internal control over financial reporting (internal control) as a basis for designing audit procedures that are appropriate in the circumstances for the purpose of expressing our opinions on the financial statements, but not for the purpose of expressing an opinion on the effectiveness of the Parish's internal control. Accordingly, we do not express an opinion on the effectiveness of the Parish's internal control.

A *deficiency in internal control* exists when the design or operation of a control does not allow management or employees, in the normal course of performing their assigned functions, to prevent, or detect and correct, misstatements on a timely basis. A *material weakness* is a deficiency, or a combination of deficiencies, in internal control such that there is a reasonable possibility that a material misstatement of the entity's financial statements will not be prevented, or detected and corrected, on a timely basis. A *significant deficiency* is a deficiency, or a combination of deficiencies, in internal control that is less severe than a material weakness, yet important enough to merit attention by those charged with governance.

Our consideration of internal control was for the limited purpose described in the first paragraph of this section and was not designed to identify all deficiencies in internal control that might be material weaknesses, or significant deficiencies. Given these limitations, during our audit we did not identify any deficiencies in internal control that we consider to be material weaknesses. However, material weaknesses or significant deficiencies may exist that were not identified.

Report on Compliance and Other Matters

As part of obtaining reasonable assurance about whether the Parish's financial statements are free from material misstatement, we performed tests of its compliance with certain provisions of laws, regulations, contracts, and grant agreements, noncompliance with which could have a direct and material effect on the financial statements. However, providing an opinion on compliance with those provisions was not an objective of our audit, and accordingly, we do not express such an opinion. The results of our tests disclosed no instances of noncompliance or other matters that are required to be reported under *Government Auditing Standards*.

Purpose of this Report

The purpose of this report is solely to describe the scope of our testing of internal control and compliance and the results of that testing, and not to provide an opinion on the effectiveness of the entity's internal control or on compliance. This report is an integral part of an audit performed in accordance with *Government Auditing Standards* in considering the entity's internal control and compliance. Accordingly, this communication is not suitable for any other purpose.



EISNERAMPER LLP
Baton Rouge, Louisiana
June 21, 2024

"EisnerAmper" is the brand name under which EisnerAmper LLP and Eisner Advisory Group LLC and its subsidiary entities provide professional services. EisnerAmper LLP and Eisner Advisory Group LLC are independently owned firms that practice in an alternative practice structure in accordance with the AICPA Code of Professional Conduct and applicable law, regulations and professional standards. EisnerAmper LLP is a licensed CPA firm that provides attest services, and Eisner Advisory Group LLC and its subsidiary entities provide tax and business consulting services. Eisner Advisory Group LLC and its subsidiary entities are not licensed CPA firms.



INDEPENDENT AUDITORS' REPORT ON COMPLIANCE FOR EACH MAJOR PROGRAM AND ON INTERNAL CONTROL OVER COMPLIANCE REQUIRED BY THE UNIFORM GUIDANCE

To the President and Members
St. James Parish Council
Convent, Louisiana

Report on Compliance for Each Major Federal Program

Opinion on Each Major Federal Program

We have audited St. James Parish, State of Louisiana's (the Parish) compliance with the types of compliance requirements identified as subject to audit in the OMB *Compliance Supplement* that could have a direct and material effect on the Parish's major federal program for the year ended December 31, 2023. The Parish's major federal program is identified in the summary of auditors' results section of the accompanying schedule of findings and questioned costs.

In our opinion, the Parish complied, in all material respects, with the types of compliance requirements referred to above that could have a direct and material effect on its major federal program for the year ended December 31, 2023.

Basis for Opinion on Each Major Federal Program

We conducted our audit of compliance in accordance with auditing standards generally accepted in the United States of America; the standards applicable to financial audits contained in *Government Auditing Standards*, issued by the Comptroller General of the United States; and the audit requirements of Title 2 U.S. Code of Federal Regulations Part 200, *Uniform Administrative Requirements, Cost Principles, and Audit Requirements for Federal Awards* (Uniform Guidance). Our responsibilities under those standards and the Uniform Guidance are further described in the Auditors' Responsibilities for the Audit of Compliance section of our report.

We are required to be independent of the Parish and to meet our other ethical responsibilities, in accordance with relevant ethical requirements relating to our audit. We believe that the audit evidence we have obtained is sufficient and appropriate to provide a basis for our opinion on compliance for each major federal program. Our audit does not provide a legal determination of the Parish's compliance with the compliance requirements referred to above.

Responsibilities of Management for Compliance

Management is responsible for compliance with the requirements referred to above and for the design, implementation, and maintenance of effective internal control over compliance with the requirements of laws, statutes, regulations, rules, and provisions of contracts or grant agreements applicable to the Parish's federal programs.

Auditors' Responsibilities for the Audit of Compliance

Our objectives are to obtain reasonable assurance about whether material noncompliance with the compliance requirements referred to above occurred, whether due to fraud or error, and express an opinion on the Parish's compliance based on our audit. Reasonable assurance is a high level of assurance but is not absolute assurance and therefore is not a guarantee that an audit conducted in accordance with generally accepted auditing standards, *Government Auditing Standards*, and the Uniform Guidance will always detect material noncompliance when it exists. The risk of not detecting material noncompliance resulting from fraud is higher than for that resulting from error, as fraud may involve collusion, forgery, intentional omissions, misrepresentations, or the override of internal control. Noncompliance with the compliance requirements referred to above is considered material if there is a substantial likelihood that, individually or in the aggregate, it would influence the judgment made by a reasonable user of the report on compliance about the Parish's compliance with the requirements of each major federal program as a whole.

In performing an audit in accordance with generally accepted auditing standards, *Government Auditing Standards*, and the Uniform Guidance, we:

- Exercise professional judgment and maintain professional skepticism throughout the audit.
- Identify and assess the risks of material noncompliance, whether due to fraud or error, and design and perform audit procedures responsive to those risks. Such procedures include examining, on a test basis, evidence regarding the Parish's compliance with the compliance requirements referred to above and performing such other procedures as we considered necessary in the circumstances.
- Obtain an understanding of the Parish's internal control over compliance relevant to the audit in order to design audit procedures that are appropriate in the circumstances and to test and report on internal control over compliance in accordance with the Uniform Guidance, but not for the purpose of expressing an opinion on the effectiveness of the Parish's internal control over compliance. Accordingly, no such opinion is expressed.

We are required to communicate with those charged with governance regarding, among other matters, the planned scope and timing of the audit and any significant deficiencies and material weaknesses in internal control over compliance that we identified during the audit.

Report on Internal Control Over Compliance

A deficiency in internal control over compliance exists when the design or operation of a control over compliance does not allow management or employees, in the normal course of performing their assigned functions, to prevent, or detect and correct, noncompliance with a type of compliance requirement of a federal program on a timely basis. *A material weakness in internal control over compliance* is a deficiency, or a combination of deficiencies, in internal control over compliance, such that there is a reasonable possibility that material noncompliance with a type of compliance requirement of a federal program will not be prevented, or detected and corrected, on a timely basis. *A significant deficiency in internal control over compliance* is a deficiency, or a combination of deficiencies, in internal control over compliance with a type of compliance requirement of a federal program that is less severe than a material weakness in internal control over compliance, yet important enough to merit attention by those charged with governance.



Our consideration of internal control over compliance was for the limited purpose described in the Auditors' Responsibilities for the Audit of Compliance section above and was not designed to identify all deficiencies in internal control over compliance that might be material weaknesses or significant deficiencies in internal control over compliance. Given these limitations, during our audit we did not identify any deficiencies in internal control over compliance that we consider to be material weaknesses, as defined above. However, material weaknesses or significant deficiencies in internal control over compliance may exist that were not identified.

Our audit was not designed for the purpose of expressing an opinion on the effectiveness of internal control over compliance. Accordingly, no such opinion is expressed.

The purpose of this report on internal control over compliance is solely to describe the scope of our testing of internal control over compliance and the results of that testing based on the requirements of the Uniform Guidance. Accordingly, this report is not suitable for any other purpose.

EisnerAmper LLP

EISNERAMPER LLP
Baton Rouge, Louisiana
June 21, 2024

EISNERAMPER
LLP



St. James Parish
Convent, Louisiana
Schedule of Expenditures of Federal Awards
For the Year Ended December 31, 2023

Federal Grantor/Pass-Through Grantor Name/Program Title	Federal Assistance Listing Number	Agency or Pass-Through Entity Identifying Number	Federal Expenditures
AGING CLUSTER			
UNITED STATES DEPARTMENT OF HEALTH AND HUMAN SERVICES			
Passed through Louisiana Governor's Office of			
Elderly Affairs - Special Programs for the Aging			
Title III - Part B Grant for Supportive Services and Senior Centers	93.044	4400024421	\$ 10,679
Title III - Part B Grant for Supportive Services and Senior Centers	93.044	4400026254	11,517
COVID-19 - STPH - Expanding the Public Health Workforce	93.044	4400023577	6,267
COVID-19 - Title III - Part B Grant for Supportive Services and Senior Centers	93.044	4400023577	6,977
Title III - Part C for Nutrition Services (Area Agency Administration)	93.045	4400024421	4,829
Title III - Part C for Nutrition Services (Area Agency Administration)	93.045	4400026254	5,162
COVID-19 - Title III - Part C for Nutrition Services (Area Agency Administration)	93.045	4400023577	1,149
Title III-C-1	93.045	4400024421	48,329
Title III-C-1	93.045	4400026254	13,260
COVID-19 - Title III-C-1	93.045	4400023577	6,422
Title III-C-2	93.045	4400024421	40,310
Title III-C-2	93.045	4400026254	9,597
COVID-19 - Title III-C-2	93.045	4400023577	309
Nutrition Services Incentive Program	93.053	4400022520	19,717
Nutrition Services Incentive Program	93.053	4400026288	19,961
Total Aging Cluster			204,485
OTHER PROGRAMS			
UNITED STATES DEPARTMENT OF AGRICULTURE			
Passed through Louisiana Department of Education			
Rural Development - Rural Housing Preservation	10.433	RD-1944-N	94,366
Total United States Department of Commerce			94,366
UNITED STATES DEPARTMENT OF COMMERCE			
Passed through Louisiana Department of Natural Resources			
Coastal Zone Management, FY 22-25	11.419	2000426716	22,933
Total United States Department of Commerce			22,933
UNITED STATES DEPARTMENT OF INTERIOR			
Direct Program - GOMESA			
Total United States Department of Interior	15.435	None	716,012
UNITED STATES DEPARTMENT OF TREASURY			
Direct Program			
COVID-19 - Coronavirus State and Local Fiscal Recovery Fund	21.027	None	82,793
Passed through the Louisiana Office of Community Development			
COVID-19 - Water Sector Program	21.027	LAWSP10549	20,703
Total United States Department of Treasury			103,496
UNITED STATES DEPARTMENT OF TRANSPORTATION			
Passed through Louisiana Department of Transportation and Development - Federal Transit Administration			
Nonurbanized Formula Grants, Section 5311			
FTA Grant LA-2022-013 Rural Capital Assistance Program	20.509	RU-18-47-23	1,095,004
FTA Grant LA-2020-007	20.509	RU-18-47-23	183,847
FTA Grant LA-2020-007	20.509	RU-18-47-24	344,862
Rural Transit Assistance Program - PASS Scholarship	20.509	None	93
Total United States Department of Transportation			1,623,806

St. James Parish
Convent, Louisiana
Schedule of Expenditures of Federal Awards
For the Year Ended December 31, 2023

Federal Grantor/Pass-Through Grantor Name/Program Title	Federal Assistance Listing Number	Agency or Pass-Through Entity Identifying Number	Federal Expenditures
UNITED STATES DEPARTMENT OF HEALTH AND HUMAN SERVICES			
Passed through Louisiana Governor's Office of			
Elderly Affairs - Special Programs for the Aging			
Title III-D	93.043	4400024421	1,548
COVID-19 - Title III-D	93.043	4400023577	2,771
Title III-E	93.052	4400024421	5,003
Title III-E	93.052	4400026254	5,344
COVID-19 Title III-E	93.052	4400023577	3,030
Passed through the Louisiana Housing Corporation			
Low Income Home Energy Assistance Program, FY 22	93.568	None	200
Low Income Home Energy Assistance Program, FY 23	93.568	None	138,203
Low Income Home Energy Assistance Program -Client Education, FY23	93.568	None	3,105
Low Income Home Energy Assistance Program -CAA Supplement	93.568	None	42,600
Low Income Home Energy Assistance Program -Supplemental Disaster	93.568	None	42,600
Low Income Home Energy Assistance Program -IJA Cooling FY 2023	93.568	None	21,550
COVID-19 - Low Income Home Energy Assistance Program	93.568	None	29,375
COVID-19 - Low Income Household Water Assistance Program	93.568	None	30,725
Passed through Louisiana Department of Labor			
Community Services Block Grant, FY22	93.569	2000632050	40,361
Community Services Block Grant, FY23	93.569	2000710740	403
Total United States Department of Health and Human Services			366,818
UNITED STATES DEPARTMENT OF HOMELAND SECURITY			
Passed through Louisiana Governor's Office of			
Homeland Security and Emergency Preparedness			
COVID-19 Emergency Food and Shelter National Board Program	97.024	None	34,597
Emergency Food and Shelter National Board Program - Phase 39	97.024	38-3684-00	11,187
Emergency Food and Shelter National Board Program - Phase 40	97.024	38-3684-00	10,884
Passed through Louisiana Governor's Office of			
Homeland Security and Emergency Preparedness			
Subrecipient of South Central Planning & Development Commission			
Homeland Security Grant Program FY 2021	97.067	EMW-2021-EP-00001-S01	6,899
Homeland Security Grant Program FY 2022	97.067	None	1,234
Homeland Security Grant Program FY 2023	97.067	None	18,872
Passed through Louisiana Governor's Office of			
Homeland Security and Emergency Preparedness			
Hazard Mitigation Grant Program - Buddy Whitney Canal Drainage	97.039	FEMA-1786-90	269,494
Disaster Grants - Public Assistance (Presidentially Declared Disasters)	97.036	FEMA-DR4611	1,763,685
Total United States Department of Homeland Security			2,116,852
TOTAL OTHER PROGRAMS			5,044,283
TOTAL FEDERAL ASSISTANCE EXPENDED			\$ 5,248,768

St. James Parish
Convent, Louisiana
Schedule of Expenditures of Federal Awards
For the Year Ended December 31, 2023

NOTES TO THE SCHEDULE

(1) Basis of Presentation

The accompanying schedule of expenditures of federal awards (the Schedule) includes the federal award activity of St. James Parish under programs of the federal government for the year ended December 31, 2023. The information in this Schedule is presented in accordance with the requirements of Title 2 U.S. *Code of Federal Regulations Part 200, Uniform Administrative Requirements, Cost Principles, and Audit Requirements for Federal Awards* (Uniform Guidance). Because the Schedule presents only a selected portion of the operation of St. James Parish, it is not intended to and does not present the financial position, changes in net assets, or cash flows of St. James Parish.

(2) Indirect Cost Rate

St. James Parish has not elected to use the 10 percent de minimis indirect cost rate as allowed under the Uniform Guidance.

(3) Reconciliation of Federal Expenditures

Federal assistance expended as reported on Schedule of Expenditures of Federal Awards	\$ 5,248,768
Add: current year revenues received and not utilized in current year	1,113,367
Add: ARPA revenues recognized in current year but expended in prior year	99,240
Less: revenues accrued in previous years for expenditures not reimbursed by grantor	-
Less: revenues received in the prior year but expenditures incurred in the current year	<u>(716,012)</u>
Federal grant revenues	<u>\$ 5,745,363</u>
Federal grant revenues as reported on:	
Exhibit A-5 - All Governmental Fund Types - Statement of Revenues, Expenditures, and Changes in Fund Balance	\$ 5,472,265
Exhibit A-8 - Proprietary Funds - Statement of Revenues, Expenses, and Changes in Net Position	<u>273,098</u>
	<u>\$ 5,745,363</u>

(4) Amounts Passed Through to Subrecipients

The Parish did not pass through any Federal Funding to subrecipients.

St. James Parish Government
Convent, Louisiana
Schedule of Findings and Questioned Costs
For the Year Ended December 31, 2023

SECTION I - SUMMARY OF AUDITORS' RESULTS

Financial Statements

Type of auditors' report issued:

Unmodified

Internal control over financial reporting:

- Material weakness(es) identified _____ Yes X No
- Significant deficiency(ies) identified _____ Yes X None reported

Noncompliance material to financial statements noted

_____ Yes X No

Federal Awards

Internal control over major federal programs:

- Material weakness(es) identified _____ Yes X No
- Significant deficiency(ies) identified _____ Yes X None reported

Type of auditors' report issued on compliance for major programs:

Unmodified

Any audit findings disclosed that are required to be reported in
accordance with 2 CFR 200.516(a)

_____ Yes X No

Identification of major federal programs:

Name of Federal Program or Cluster

Federal Assistance Listing Number

Formula Grants for Rural Areas

20.509

Dollar threshold used to distinguish between Type A and
Type B programs:

\$750,000

Auditee qualified as low-risk auditee

X Yes _____ No

St. James Parish Government
Convent, Louisiana
Schedule of Findings and Questioned Costs
For the Year Ended December 31, 2023

SECTION II – FINANCIAL STATEMENT FINDINGS

COMPLIANCE WITH LAWS AND REGULATIONS

None

SECTION III – FEDERAL AWARD FINDINGS AND QUESTIONED COSTS

None.

St. James Parish Government
Convent, Louisiana
Summary Schedule of Prior Audit Findings
For the Year Ended December 31, 2023

I. FINDINGS - FINANCIAL STATEMENT AUDIT

None.

II. FINDINGS – COMPLIANCE WITH LAWS AND REGULATIONS

None.

III. FINDINGS AND QUESTIONED COSTS – MAJOR FEDERAL AWARD PROGRAMS AUDIT

None.