

# **St. James Parish Government Convent, Louisiana**

## **Annual Comprehensive Financial Report**

**For the Year Ended December 31, 2022**





# ST. JAMES PARISH CONVENT, LOUISIANA

Annual Comprehensive Financial Report

For the Year Ended December 31, 2022



Prepared by:

Department of Finance





## TABLE OF CONTENTS

	<u>EXHIBIT</u>	<u>Page No.</u>
<b>INTRODUCTORY SECTION</b>		
Letter of Transmittal		1
Certificate of Achievement for Excellence in Financial Reporting		9
Principal Elected Officials		11
Organization Structure		12
<b>FINANCIAL SECTION</b>		
Independent Auditors' Report		13
Required Supplementary Information:		
Management's Discussion and Analysis		16
Basic Financial Statements:		
Government-wide Financial Statements:		
Statement of Net Position	A - 1	26
Statement of Activities	A - 2	27
Fund Financial Statements:		
Governmental Funds:		
Balance Sheet	A - 3	29
Reconciliation of the Balance Sheet of Governmental Funds to the Statement of Net Position	A - 4	31
Statement of Revenues, Expenditures, and Changes in Fund Balances	A - 5	32
Reconciliation of the Statement of Revenues, Expenditures, and Changes in Fund Balances of the Governmental Funds to the Statement of Activities	A - 6	34
Proprietary Funds:		
Statement of Net Position	A - 7	35
Statement of Revenues, Expenses, and Changes in Net Position	A - 8	36
Statement of Cash Flows	A - 9	37
Notes to the Financial Statements		39
Required Supplementary Information Other than Management's Discussion and Analysis:		
Major Governmental Funds		87
Schedule of Revenues, Expenditures, and Changes in Fund Balances – Budget and Actual – General Fund	A - 10	88
Schedule of Revenues, Expenditures, and Changes in Fund Balances – Budget and Actual – Courthouse, Jail, and Public Buildings Maintenance Fund	A - 11	89
Schedule of Revenues, Expenditures, and Changes in Fund Balances – Budget and Actual – Parishwide Drainage Maintenance Fund	A - 12	90
Schedule of Revenues, Expenditures, and Changes in Fund Balances – Budget and Actual – Public Safety Trust Fund	A - 13	91
Schedule of Revenues, Expenditures, and Changes in Fund Balances – Budget and Actual – Hurricane Recovery Bonds Projects Fund	A - 14	92

## TABLE OF CONTENTS (CONTINUED)

	<u>EXHIBIT</u>	<u>Page No.</u>
Schedule of Changes in Total Other Postemployment Benefits Liability and Related Ratios	A - 15	93
Schedule of Proportionate Share of the Net Pension Liability for the Retirement Systems	A - 16	94
Schedule of Contributions to Each Retirement System Defined Benefit Cost Sharing Plans Only	A - 17	95
Notes to Required Supplementary Information		96
Other Supplementary Information:		
Combining Schedules:		
Nonmajor Governmental Funds		
Combining Balance Sheet	B - 1	99
Combining Statement of Revenues, Expenditures, and Changes in Fund Balances	B - 2	100
Nonmajor Special Revenue Funds		101
Combining Balance Sheet	B - 3	106
Combining Statement of Revenues, Expenditures, and Changes in Fund Balances	B - 4	115
Schedule of Revenues, Expenditures, and Changes in Fund Balances – Budget and Actual – Fire Protection District No. 2 Maintenance Fund	B – 5	124
Schedule of Revenues, Expenditures, and Changes in Fund Balances – Budget and Actual – Road and Bridge Maintenance Fund	B – 6	125
Schedule of Revenues, Expenditures, and Changes in Fund Balances – Budget and Actual – Solid Waste Disposal Fund	B – 7	126
Schedule of Revenues, Expenditures, and Changes in Fund Balances – Budget and Actual – St. James Parish Library Fund	B – 8	127
Schedule of Revenues, Expenditures, and Changes in Fund Balances – Budget and Actual – Consolidated Road Lighting District No. 3A Fund	B – 9	128
Schedule of Revenues, Expenditures, and Changes in Fund Balances – Budget and Actual – Wetlands Mitigation Fund	B – 10	129
Schedule of Revenues, Expenditures, and Changes in Fund Balances – Budget and Actual – Coastal Impact Assistance Program Fund	B – 11	130
Schedule of Revenues, Expenditures, and Changes in Fund Balances – Budget and Actual – St. James Transit System Fund	B – 12	131
Schedule of Revenues, Expenditures, and Changes in Fund Balances – Budget and Actual – Enhanced 911 System Maintenance Fund	B – 13	132
Schedule of Revenues, Expenditures, and Changes in Fund Balances – Budget and Actual – Emergency Communication Fund	B – 14	133
Schedule of Revenues, Expenditures, and Changes in Fund Balances – Budget and Actual – Elderly and Emergency Medical Services Fund	B – 15	134
Schedule of Revenues, Expenditures, and Changes in Fund Balances – Budget and Actual – Energy Assistance Fund	B – 16	135
Schedule of Revenues, Expenditures, and Changes in Fund Balances – Budget and Actual – Parks and Recreation Fund	B – 17	136
Schedule of Revenues, Expenditures, and Changes in Fund Balances – Budget and Actual – Gramercy Recreation District Fund	B – 18	137
Schedule of Revenues, Expenditures, and Changes in Fund Balances – Budget and Actual – District V Recreation Fund	B – 19	138

## TABLE OF CONTENTS (CONTINUED)

Schedule of Revenues, Expenditures, and Changes in Fund Balances – Budget and Actual – St. James Volunteer Fire Department Fund	B – 20	139
Schedule of Revenues, Expenditures, and Changes in Fund Balances – Budget and Actual – Gramercy Volunteer Fire Department Restricted Fund	B – 21	140
Schedule of Revenues, Expenditures, and Changes in Fund Balances – Budget and Actual – Union-Convent Volunteer Fire Department Fund	B – 22	141
Schedule of Revenues, Expenditures, and Changes in Fund Balances – Budget and Actual – North Vacherie Volunteer Fire Department Fund	B – 23	142
Schedule of Revenues, Expenditures, and Changes in Fund Balances – Budget and Actual – South Vacherie Volunteer Fire Department Fund	B – 24	143
Schedule of Revenues, Expenditures, and Changes in Fund Balances – Budget and Actual – Criminal Court Fund	B – 25	144
Schedule of Revenues, Expenditures, and Changes in Fund Balances – Budget and Actual – CC - Juror Compensation Fees Fund	B – 26	145
Schedule of Revenues, Expenditures, and Changes in Fund Balances – Budget and Actual – CC - Law Enforcement Officer Witness Fees Fund	B – 27	146
Schedule of Revenues, Expenditures, and Changes in Fund Balances – Budget and Actual – Community Services Block Grant Fund	B – 28	147
Schedule of Revenues, Expenditures, and Changes in Fund Balances – Budget and Actual – Emergency Food and Shelter Fund	B – 29	148
Schedule of Revenues, Expenditures, and Changes in Fund Balances – Budget and Actual – Title III - C-2 Home Delivered Meals Fund	B – 30	149
Schedule of Revenues, Expenditures, and Changes in Fund Balances – Budget and Actual – Title III - C-1 Congregate Meals Fund	B – 31	150
Schedule of Revenues, Expenditures, and Changes in Fund Balances – Budget and Actual – Title III – B Supportive Services Fund	B – 32	151
Schedule of Revenues, Expenditures, and Changes in Fund Balances – Budget and Actual – Title III - C-1 Area Agency Administration Fund	B – 33	152
Schedule of Revenues, Expenditures, and Changes in Fund Balances – Budget and Actual – Title III – D Preventive Health Fund	B – 34	153
Schedule of Revenues, Expenditures, and Changes in Fund Balances – Budget and Actual – Title III – E NFCSP (Caregiver) Fund	B – 35	154
Schedule of Revenues, Expenditures, and Changes in Fund Balances – Budget and Actual – Senior Center Fund	B – 36	155
Schedule of Revenues, Expenditures, and Changes in Fund Balances – Budget and Actual – GOEA Supplemental Senior Center Fund	B – 37	156
Schedule of Revenues, Expenditures, and Changes in Fund Balances – Budget and Actual – Senior Center Additional Appropriation Fund	B – 38	157
Schedule of Revenues, Expenditures, and Changes in Fund Balances – Budget and Actual – Title V Senior Employment Fund	B – 39	158
Schedule of Revenues, Expenditures, and Changes in Fund Balances – Budget and Actual – Area Agency on Aging – Parish Council on Aging Fund	B – 40	159
Schedule of Revenues, Expenditures, and Changes in Fund Balances – Budget and Actual – Area Agency on Aging – Nutritional Services Incentive Program Fund	B – 41	160
Schedule of Revenues, Expenditures, and Changes in Fund Balances – Budget and Actual – Older Americans Act Fund	B – 42	161

## TABLE OF CONTENTS (CONTINUED)

Schedule of Revenues, Expenditures, and Changes in Fund Balances – Budget and Actual – Low Income Household Water Assistance Program (LIHWAP) Fund	B – 43	162
Schedule of Revenues, Expenditures, and Changes in Fund Balances – Budget and Actual – Expanding the Public Health Workforce Fund	B – 44	163
Schedule of Revenues, Expenditures, and Changes in Fund Balances – Budget and Actual – River Parish Youth Build Fund	B – 45	164
Schedule of Revenues, Expenditures, and Changes in Fund Balances – Budget and Actual – Youth Build AmeriCorps Fund	B – 46	165
Schedule of Revenues, Expenditures, and Changes in Fund Balances – Budget and Actual – Housing Preservation Grant Fund	B – 47	166
Schedule of Revenues, Expenditures, and Changes in Fund Balances – Budget and Actual – St. James Youth Center Fund	B – 48	167
Nonmajor Debt Service Funds		168
Combining Balance Sheet	B – 49	169
Combining Statement of Revenues, Expenditures, and Changes in Fund Balances	B – 50	170
Schedule of Revenues, Expenditures, and Changes in Fund Balances – Budget and Actual – Certificates of Indebtedness Fund	B – 51	171
Schedule of Revenues, Expenditures, and Changes in Fund Balances – Budget and Actual – Consolidated General Obligation Bonds Fund	B – 52	172
Schedule of Revenues, Expenditures, and Changes in Fund Balances – Budget and Actual – Limited Tax Bonds Fund	B – 53	173
Schedule of Revenues, Expenditures, and Changes in Fund Balances – Budget and Actual – GOMESA Revenue Bonds Fund	B – 54	174
Schedule of Revenues, Expenditures, and Changes in Fund Balances – Budget and Actual – Hurricane Recovery Revenue Bonds Fund	B – 55	175
Nonmajor Capital Projects Funds		176
Combining Balance Sheet	B - 56	178
Combining Statement of Revenues, Expenditures, and Changes in Fund Balances	B - 57	180
Schedule of Revenues, Expenditures, and Changes in Fund Balances – Budget and Actual – Parishwide Road Improvement Fund	B – 58	182
Schedule of Revenues, Expenditures, and Changes in Fund Balances – Budget and Actual – Parishwide Sewer Construction Fund	B – 59	183
Schedule of Revenues, Expenditures, and Changes in Fund Balances – Budget and Actual – LCDBG Road Improvement Fund	B – 60	184
Schedule of Revenues, Expenditures, and Changes in Fund Balances – Budget and Actual – LCDBG Sewer Construction Fund	B – 61	185
Schedule of Revenues, Expenditures, and Changes in Fund Balances – Budget and Actual – District V Recreation Construction Fund	B – 62	186
Schedule of Revenues, Expenditures, and Changes in Fund Balances – Budget and Actual – Hazard Mitigation Grant Program Fund	B – 63	187
Schedule of Revenues, Expenditures, and Changes in Fund Balances – Budget and Actual – Highway 20 Widening Project Fund	B – 64	188
Schedule of Revenues, Expenditures, and Changes in Fund Balances – Budget and Actual – CDBG Disaster Recovery Projects Fund	B – 65	189
Schedule of Revenues, Expenditures, and Changes in Fund Balances – Budget and Actual – GOMESA Series 2019 Construction Fund	B – 66	190
Schedule of Revenues, Expenditures, and Changes in Fund Balances – Budget and Actual – GOMESA Federal Grant Revenue Fund	B – 67	191

## TABLE OF CONTENTS (CONCLUDED)

Schedule of Compensation, Benefits, and Other Payments to Agency Head	B – 68	192
Schedule of Compensation Paid to Parish Council Members	B – 69	193
Justice System Funding Schedule – Receiving Entity	B – 70	194
Schedule of Program Revenues, Expenditures, and Changes in Fund Balance – Contracts and Grants Provided Through the Louisiana Governor’s Office of Elderly Affairs (GOEA)	B – 71	195
Schedule of Program Expenditures – Budget vs. Actual – Contracts and Grants Provided Through the Louisiana Governor’s Office of Elderly Affairs (GOEA)	B – 72	201

<u>TABLE</u>	<u>Page No.</u>
--------------	-----------------

### STATISTICAL SECTION (UNAUDITED)

Net Position by Component	1	203
Changes in Net Position	2	205
General Government Tax Revenues by Source	3	207
Fund Balances of Governmental Funds	4	208
Changes in Fund Balances of Governmental Funds	5	210
Assessed Valuation of Taxable Property	6	212
Ad Valorem Tax Rates and Tax Levies Direct and Overlapping Governments	7	213
Principal Property Taxpayers	8	215
Ad Valorem Tax Levies and Collections	9	216
Ratios of Outstanding Debt by Type	10	217
Ratios of General Bonded Debt Outstanding	11	219
Direct and Overlapping Governmental Activities Debt	12	220
Legal Debt Margin Information	13	221
Demographic and Economic Statistics	14	222
Principal Employers	15	223
Employees by Function	16	224
Operating Indicators by Function	17	225
Capital Asset Statistics by Function	18	227

### SPECIAL REPORTS OF CERTIFIED PUBLIC ACCOUNTANTS AND OTHER SCHEDULES REQUIRED BY GOVERNMENT AUDITING STANDARDS AND UNIFORM GUIDANCE

	<u>EXHIBIT</u>	<u>Page No.</u>
Independent Auditors’ Report on Internal Control Over Financial Reporting and on Compliance and Other Matters Based on an Audit of Financial Statements Performed in Accordance with <i>Government Auditing Standards</i>		228
Independent Auditors’ Report on Compliance for Each Major Program and on Internal Control Over Compliance Required by the Uniform Guidance		229
Schedule of Expenditures of Federal Awards	C – 1	232
Schedule of Findings and Questioned Costs		235
Summary Schedule of Prior Audit Findings		237



## INTRODUCTORY SECTION





# St. James Parish Government



P. O. Box 106  
Convent, Louisiana 70723-0106  
(225) 562-2260  
FAX (225) 562-2279  
TDD: (225) 562-8500

**Peter A. Dufresne**  
Parish President

## Letter of Transmittal

June 30, 2023

The Honorable Parish President, Honorable Council Members, and  
The Citizens of St. James Parish

State law requires that local governments in Louisiana publish audited financial statements within six months of the close of each fiscal year in conformity with generally accepted accounting principles and governmental accounting standards. Pursuant to these statutes, we hereby issue for your review the Annual Comprehensive Financial Report of St. James Parish, Louisiana for the year ended December 31, 2022.

This report has been combined and condensed wherever possible to provide meaningful and accurate financial data for all of the operations of St. James Parish (the Reporting Entity) for which the Parish Council members have been determined to be accountable. Responsibility for both the accuracy of the presented financial data and completeness and fairness of the presentations, including all disclosures, rests with the Parish's Administration. We believe the data, as presented, is accurate in all material respects and presented in a manner which fairly sets forth the financial position and results of operations of the Parish. Furthermore, we believe that all disclosures necessary to enable the reader to gain an understanding of the Parish's financial activities have been included.

The Parish's independent certified public accountants, Postlethwaite & Netterville, APAC ("P&N"), have examined the accompanying financial statements and issued an unmodified (or "clean") opinion on the financial statements for the year ended December 31, 2022, of St. James Parish, Louisiana. The independent auditors' report is located at the front of the financial section of this report.

The independent auditors also performed a "Single Audit" of 2022 federal grant awards for conformance with the provisions of the Single Audit Act and Title 2 U.S. *Code of Federal Regulations* Part 200, *Uniform Administrative Requirements, Cost Principles, and Audit Requirements for Federal Awards* (Uniform Guidance.) The Single Audit and evaluation of the Parish's system of internal accounting controls are required by *Governmental Auditing Standards*. Information related to this Single Audit is provided in an attached separate report.

*Management's Discussion and Analysis ("MD&A")* immediately follows the independent auditors' report and provides a narrative introduction, overview, and analysis to accompany the basic financial statements. The MD&A complements this letter and should be read in conjunction with it.

---

**Richard A. Webre**  
Director of  
Operations

**Felix K. Boughton**  
Director of  
Finance

**Ingrid Bergeron-LeBlanc**  
Director of  
Human Resources

**Eric S. Deroche**  
Director of  
Emergency Preparedness

## **PROFILE OF THE PARISH OF ST. JAMES**

St. James is one of Louisiana's 19 original parishes, created by act of the territorial legislature on March 31, 1807. The original seat of government was the community of St. James, on the west bank of the Mississippi River, but this was moved in 1869 to what is now Convent on the east bank.

St. James Parish is part of the Acadian Coast. While it is possible that some Acadians did arrive prior to 1755 or between 1755 and 1764, the first documented group of Acadians arrived in New Orleans in February 1764. The arrival was documented in a letter dated April 6, 1764, from Louisiana Governor D'Abbadie to his superior in France. They were settled along the Mississippi River in present-day St. James Parish.

As of 2022, St. James Parish's population was 19,423. The Parish is part of the New Orleans-Metairie, Louisiana Metropolitan Statistical Area, located between New Orleans and Baton Rouge, Louisiana along the Mississippi River.

St. James Parish is located roughly equidistant from Louisiana's state capitol Baton Rouge and the world-class tourism destination New Orleans. Bisected by the Mississippi River, the 242-square mile Parish is situated in the heart of the industrial corridor. Approximately 150 miles from the mouth of the Mississippi River and access to worldwide shipping commerce, St. James Parish's major economic activity has long centered on the chemical, petrochemical, and refining industries as well as agriculture. Sugarcane is the foremost agricultural product, and a major sugar refinery makes its home in St. James Parish. Crawfish farming and growing perique tobacco are two other agriculture industries that date back to the native Americans and the early Acadian settlers. Commercial sales of crawfish began in the late 1800s. Perique tobacco has been grown in St. James Parish for more than 250 years and is considered to be one of America's first exported crops. This tobacco is grown exclusively in St James Parish. The Parish also boasts approximately 20 major industrial complexes that serve as the Parish's primary employers and generate significant property and sales and use taxes for the Parish.

### **Bonfires on the Levee**

Any profile of St James Parish would not be complete without explaining the Bonfires on the Levee and the Christmas Eve tradition of their lighting. The tradition began when some Acadians (hence Cajuns), exiled from Nova Scotia, settled in St James Parish as early as 1765. Originally, the custom was to build bonfires on the batture, the land area between the base of the levee and the water's edge, in celebration of New Year's Eve. Through the passage of time, the tradition moved to building the bonfires on top of the levee and lighting them on Christmas Eve. These bonfires light the way for "Papa Noel" (The Cajun version of Santa Claus) to navigate the Mississippi River. The tradition continues today and draws annual visitors from around the country.

## REPORTING ENTITY AND ITS SERVICES

The Parish of St. James' system of government was established by its Home Rule Charter which became effective in 1979. The Parish operates under a President-Council form of government with seven Councilmembers and a Parish President who are each elected for four-year, concurrent terms.

The Parish President is the Chief Executive Officer of the Parish. The current Parish President was inaugurated in January 2020 and is serving a four-year term. The Parish President is responsible to the Parish Council for carrying out policies adopted by the Council and is the supervisor of all Parish departments. The Parish President has the power to appoint and remove, subject to the provisions of the Charter, all administrative officers and employees responsible to the Parish President. The Parish President involves the Council in the budget preparation process. The final budget is presented to the Council and the public following the requirements of the Louisiana Local Budget Act.

The Parish Council is the legislative body of the Parish and may adopt such ordinances and resolutions as may be needed to function. The Council consists of seven Councilmembers. The Council elects a member to be designated as Council Chair. The present Council was inaugurated in January 2020 and will serve for four years.

Louisiana Revised Statute 33:1236 gives the Parish various powers in regulating and directing the affairs of the Parish and its citizens. The more notable of these are the power to make regulations for their own government, to regulate the construction and maintenance of roads, bridges, and drainage systems, to regulate the sale of alcoholic beverages, and to provide for the health and welfare of the poor, disadvantaged, and unemployed in the Parish. Funding to accomplish these services is provided by property taxes, sales taxes, service charges, licenses and permits, state revenue sharing, and various State and Federal grants.

There are two towns located within St. James Parish, Gramercy and Litcher, with varying degrees of dependence upon the Parish. However, each town has its own independently elected officials, and the results of their operations are, therefore, not included in this report.

The St. James Parish financial reporting entity consists of (a) the primary government (the Parish), (b) organizations for which the primary government is financially accountable, and (c) other organizations for which the nature and significance of their relationship with the primary government are such that exclusion would cause the St. James Parish reporting entity's financial statements to be misleading or incomplete.

The Parish has determined that the following component unit, discretely presented, is part of the St. James Parish reporting entity:

<u>Component Unit</u>	<u>Fiscal Year End</u>
St. James Parish Hospital	March 31

Complete financial statements for the St. James Parish Hospital may be obtained from their



administrative office at 1645 Lutcher Avenue, Lutcher, Louisiana 70071.

The Parish's financial statements do not include the component units that are multi-parish component units. The multi-parish component units include:

<u>Multi-Parish Component Unit</u>	<u>Fiscal Year End</u>	<u>Component Unit of</u>
District Attorney of the Twenty-Third Judicial District	December 31	Ascension Parish
Twenty-Third Judicial District Indigent Defender Board	December 31	Ascension Parish

Considered in the determinations of component units of the St. James Parish reporting entity were the St. James Parish School Board, St. James Parish Assessor, St. James Parish Sheriff, St. James Clerk of Court, and the various municipalities in the Parish. It was determined that these governmental entities are not component units of the St. James Parish reporting entity. All are governed by independently elected officials. The Parish oversight unit neither appoints their governing Boards nor designates management. Furthermore, the Parish has no ability to significantly influence operations, nor does it have any accountability for fiscal matters of the entities. They are considered by the Parish to be separate autonomous governments and issue financial statements separate from those of the St. James Parish reporting entity.

The Parish is responsible for appointing the members of the Boards of the St. James Housing Authority and St James Parish Hospital. The Parish's accountability for the Housing Authority and Hospital does not extend beyond making the appointments. The St. James Housing Authority is a related organization to the Parish. St James Parish Hospital is a component unit of the Parish.

## **YEAR IN REVIEW**

### **Hurricane Ida**

Hurricane Ida was a Category 4 Atlantic hurricane that was the second most damaging and intense hurricane to ever hit Louisiana. It was only surpassed by Hurricane Katrina in 2005. It hit the Louisiana coast on August 29, 2021, near Port Fourchon, Louisiana, and made its way through St. James Parish. Hurricane Ida was considered a "direct hit" on St. James Parish. In its wake, Hurricane Ida left behind major structural damage to homes and businesses, downed trees and power lines, and, more importantly, one death. One hundred percent (100%) of the Parish was without power and remained without power for almost a month. The recovery from Hurricane Ida began immediately after the winds subsided.

For 2022, the entire Parish has operationally recovered. The Parish does have four buildings that are still being evaluated by FEMA as to whether to declare them as a total loss. The services that were provided in these buildings have been moved to temporary facilities.

## **Train Derailment**

On November 2, 2022, a train carrying 20,000 gallons of hydrochloric acid derailed and punctured, creating a leak of the chemical. Although no injuries occurred, the Parish used resources to mitigate the situation, and make it safe again for the residents. The railroad company has pledged to make the Parish whole.

## **Other Noteworthy Items**

Noted below are some of the Parish's major initiatives and accomplishments completed or ongoing during 2022:

- Major drainage upgrades – improved drainage (canals/ditches) structures that dramatically improved Parish drainage from normal rain events and back water prevention from possible future hurricanes
- Major upgrades to our natural gas delivery systems – improved natural gas delivery services to residents
- Major upgrades to the drinking water delivery system – will help prevent water shortages during times of high demand
- Improvements to recreation including new basketball courts, baseball fields, and other facility improvements
- New facilities for elderly and disabled citizens

## **ACCOUNTING SYSTEM AND BUDGETARY CONTROLS**

The Finance Department is responsible for providing all Parish financial services, including financial accounting and reporting, payroll and accounts payable disbursement functions, cash and investments management, grant management, debt management, budgeting, purchasing, and contract administration for Parish management. The Finance Department is also responsible for the establishment and maintenance of an internal control structure. Because the cost of a control should not exceed the benefits to be derived, the objective is to provide reasonable, but not absolute, assurance regarding: 1) the safeguarding of Parish assets against loss from unauthorized use or disposition and 2) the reliability of financial records for preparing financial statements and maintaining accountability for assets.

All budget appropriations lapse at year-end, and any encumbrances outstanding at year-end are included in the next year's budget with funds appropriated in that year to finance them. The budget is prepared on a modified accrual basis. Formal budgetary accounts are integrated into the accounting system during the year as a management control device.

The Parish exercises budgetary control at the functional level. Within functions, the Director of Finance has the authority to make amendments, as necessary. When actual revenues within a fund are failing to meet estimated annual budgeted revenues by five percent or more, and/or actual expenditures within a fund are exceeding estimated budgeted expenditures by five percent or more, a budget amendment to reflect such changes is adopted by the Parish in an open meeting. Budget amounts included in the financial statements include the original adopted budget amounts and the final amended budget. Further details on the budgetary process and controls are explained in the accompanying Notes to the Financial Statements.

## **TAX ABATEMENTS**

St. James Parish is subject to certain property tax abatements granted by the Louisiana State Board of Commerce and Industry (the "State Board"), a state entity governed by board members representing major economic groups and gubernatorial appointees. Abatements to which the government may be subject include those issued for property taxes under the Industrial Tax Exemption Program ("ITEP") and the Restoration Tax Abatement Program ("RTAP"). In addition, St. James Parish has the authority to grant sales tax rebates to taxpayers pursuant to the Enterprise Zone Tax Rebate Program ("EZ"). For the year ending December 31, 2022, the government participated in the Industrial Tax Exemption Program and the Enterprise Zone Tax Rebate Program.

Taxes abated for the year ended December 31, 2022, amounted to over \$12 million for ITEP, and \$150,108 for EZ. Such rebates met or exceeded the program requirements. The Administration believes the economic impact, including new jobs and sales taxes generated by these projects, resulting from these tax abatements far exceed the amount of such abatements. If by chance, the company fails to expand facilities or otherwise fails to fulfill its commitments under the program agreement, St. James Parish may recapture all or a portion of any abated taxes.

## **PROSPECTS FOR THE FUTURE**

### **Major Issues and Budget Outlook**

As we move forward in 2023, the biggest financial impact is the closure of Equilon Enterprises LLC, the Parish's largest taxpayer for both sales and property taxes. In the spring of 2021, Equilon's Shell Convent oil refinery began decommissioning. Equilon's intent to sell the refinery was public knowledge, but the closure affected 700 refinery employees, 400 contract workers, and many support businesses.

In addition to the negative personal impact on the closed refinery to employees and contract workers, the Parish's sales taxes are lower than previous years. Because of healthy fund balances, no Parish services have yet to be affected. If, however, sales taxes continue at the lower levels, the costs for garbage collection will have to be passed on to the residents and several projects funded by the parks and recreation fund will have to be placed on hold. The financial plan for the future is to use a combination of surplus funds, reducing expenses by more efficiently utilizing in-house departments, and restructuring the outsourcing of certain services.



Not all news concerning St. James Parish's industrial activity has been bad. A major methanol facility (YCI Methanol One, LLC) began operations in 2021. This did not completely fill the void left by the closure of the Shell refinery, but it helped prevent sales taxes from further declines.

Formosa Plastics has announced plans for the construction of a \$9.4 billion chemical facility. The Formosa Plastics project has been delayed with permitting issues and is appealing the permitting process and various court orders issued at the behest of certain environmental protection groups.

Notwithstanding the possible future negative financial impacts as discussed above, strong and conservative fiscal policies and adequate fund balances continue to position St. James Parish well to be able to continue to lead the Parish with a strong and substantial commitment to protect our citizens' safety, to continue on-going initiatives and hurricane recovery, including fund balance reserve maintenance, possible bond refinancing savings, major infrastructure programs, and continued economic growth in the Parish.

### **Future projects on the horizon for 2023 and beyond**

St James Parish is looking to the future to improve its infrastructure with the following projects:

- Continue upgrading/improving its water delivery systems to reduce the risk of water shortages during emergencies
- Continue upgrading/improving natural gas delivery systems to reduce the risk of gas shortages during emergencies
- Continue improving drainage systems by following a comprehensive drainage maintenance program
- Major facility improvements to the west bank of the Parish consist of a new state of the arts Multi Purpose Recreation Building and Senior Center.
- Repairing/rebuilding the damaged infrastructure from Hurricane Ida
- Repairing or rebuilding a Parish recreation building that has been abandoned for over ten years (because of building litigation)
- Planning, and developing, with the Army Corp of Engineers and the Pontchartrain Levee District a comprehensive back water plan for the east and west banks for protection from storm surge waters
- To upgrade fire protection, the Parish employed four (4) paid full-time fire department employees and will eventually create a full-time paid fire department.
- Building a new Department of Human Resources building that will allow the expansion of social services for the elderly, handicapped, and medically dependent

St. James Parish Government's overreaching goal and vision is to put the public first by striving to provide the highest level of service across all aspects of our government. St. James Parish provides services, leadership, and vision to improve the quality of life in St. James Parish through well-planned economic development.

## AWARDS AND ACKNOWLEDGEMENTS

The Government Finance Officers Association of the United States and Canada (GFOA) awarded a Certificate of Achievement for Excellence in Financial Reporting to St. James Parish for its annual comprehensive financial report (ACFR) for the fiscal year ended December 31, 2021. This was the first year that St. James Parish has achieved this prestigious award. In order to be awarded a Certificate of Achievement, St. James Parish had to publish an easily readable and efficiently organized ACFR that satisfied both generally accepted accounting principles and applicable program requirements.

A Certificate of Achievement for Excellence in Financial Reporting is valid for a period of only one year. However, we believe that our current ACFR continues to meet the Certificate of Achievement for Excellence in Financial Reporting Program's requirements, and we are submitting it to the GFOA to determine its eligibility for another certificate.

The preparation of this report would not have been possible without the skill, effort, and dedication of the entire staff of the Finance Department. We wish to thank all St. James Parish Government departments for their assistance in providing the data necessary to prepare this report. Credit also is due to the Parish President and the Council for their unfailing support for maintaining the highest standards of professionalism in the management of St. James Parish's finances.

It is an honor and distinct privilege to serve the citizens of St. James Parish, and we recognize that the respect of the public can never be expected if not first earned. In conclusion, St. James Parish remains strong financially, our bond ratings have remained stable, and our fund balances are healthy. We are poised to continue to be the economic engine for the entire region.

Respectfully submitted,



Felix K. Boughton  
Director of Finance



Government Finance Officers Association

**Certificate of  
Achievement  
for Excellence  
in Financial  
Reporting**

Presented to

**St. James Parish  
Louisiana**

For its Annual Comprehensive  
Financial Report  
For the Fiscal Year Ended

December 31, 2021

*Christopher P. Morill*

Executive Director/CEO



**The Government Finance Officers Association of  
the United States and Canada**

*presents this*

## **AWARD OF FINANCIAL REPORTING ACHIEVEMENT**

*to*

**Finance Department**  
St. James Parish, Louisiana



*The Award of Financial Reporting Achievement is presented by the Government Finance Officers Association to the department or individual designated as instrumental in the government unit achieving a Certificate of Achievement for Excellence in Financial Reporting. A Certificate of Achievement is presented to those government units whose annual financial reports are judged to adhere to program standards and represents the highest award in government financial reporting.*

Executive Director

*Christopher P. Morill*

Date: 2/6/2023

ST. JAMES PARISH, LOUISIANA  
PRINCIPAL ELECTED OFFICIALS  
December 31, 2022

PARISH PRESIDENT

Peter A. Dufresne

PARISH COUNCIL MEMBERS

Chairwoman, Vondra Dee Etienne-Steib - District 6

Vice Chairman, Jason P. Amato - District 2

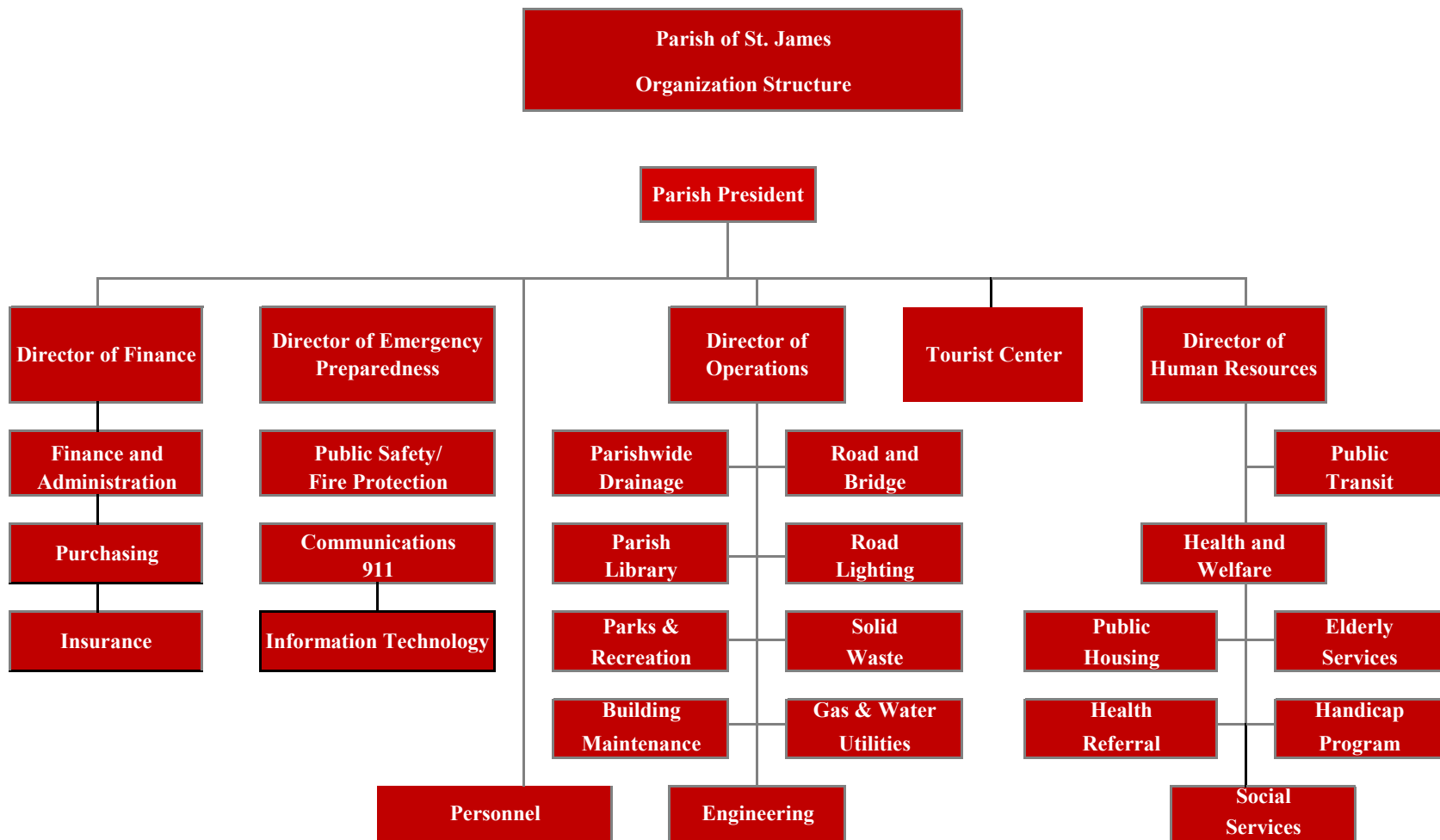
Alvin J. St. Pierre, Jr. - District 1

Bradley Ryan Louque - District 3

Mason Bland - District 4

Clyde M. Cooper, Sr. - District 5

Donald Nash - District 7



## FINANCIAL SECTION





## **INDEPENDENT AUDITORS' REPORT**

To the President and Members  
St. James Parish Council  
Convent, Louisiana

### **Report on the Audit of the Financial Statements**

#### ***Opinions***

We have audited the accompanying financial statements of the governmental activities, the business-type activities, the aggregate discretely presented component unit, each major fund, and the aggregate remaining fund information of St. James Parish, State of Louisiana, (the Parish) as of and for the year ended December 31, 2022, and the related notes to the financial statements, which collectively comprise the Parish's basic financial statements as listed in the table of contents.

In our opinion, based on our audit and the report of other auditors, the financial statements referred to above present fairly, in all material respects, the respective financial position of the governmental activities, the business-type activities, the aggregate discretely presented component unit, each major fund, and the aggregate remaining fund information of the Parish, as of December 31, 2022, and the respective changes in financial position, and, where applicable, cash flows thereof for the year then ended in accordance with accounting principles generally accepted in the United States of America.

We did not audit the financial statements of St. James Parish Hospital, which represents 100 percent of the assets, net position, and revenues of the discretely presented component unit. Those statements were audited by other auditors whose report has been furnished to us, and our opinion, insofar as it relates to the amounts included for St. James Parish Hospital, is based solely on the report of the other auditors.

#### ***Basis for Opinions***

We conducted our audit in accordance with auditing standards generally accepted in the United States of America and the standards applicable to financial audits contained in *Government Auditing Standards*, issued by the Comptroller General of the United States. Our responsibilities under those standards are further described in the Auditors' Responsibilities for the Audit of the Financial Statements section of our report. We are required to be independent of the Parish and to meet our other ethical responsibilities, in accordance with the relevant ethical requirements relating to our audit. We believe that the audit evidence we have obtained is sufficient and appropriate to provide a basis for our audit opinions.

#### ***Emphasis of Matter Regarding a Correction of an Error***

As discussed in Note III to the financial statements, the Parish recorded adjustments to correct errors related to capital assets as of and for the year ended December 31, 2021. Accordingly, the 2021 financial statements have been restated to correct these errors. Our opinion is not modified with respect to this matter.

#### ***Responsibilities of Management for the Financial Statements***

Management is responsible for the preparation and fair presentation of the financial statements in accordance with accounting principles generally accepted in the United States of America, and for the design, implementation, and maintenance of internal control relevant to the preparation and fair presentation of financial statements that are free from material misstatement, whether due to fraud or error.

In preparing the financial statements, management is required to evaluate whether there are conditions or events, considered in the aggregate, that raise substantial doubt about the Parish's ability to continue as a going concern for twelve months beyond the financial statement date, including any currently known information that may raise substantial doubt shortly thereafter.

### ***Auditors' Responsibilities for the Audit of the Financial Statements***

Our objectives are to obtain reasonable assurance about whether the financial statements as a whole are free from material misstatement, whether due to fraud or error, and to issue an auditor's report that includes our opinions. Reasonable assurance is a high level of assurance but is not absolute assurance and therefore is not a guarantee that an audit conducted in accordance with generally accepted auditing standards and *Government Auditing Standards* will always detect a material misstatement when it exists. The risk of not detecting a material misstatement resulting from fraud is higher than for one resulting from error, as fraud may involve collusion, forgery, intentional omissions, misrepresentations, or the override of internal control. Misstatements are considered material if there is a substantial likelihood that, individually or in the aggregate, they would influence the judgement made by a reasonable user based on the financial statements.

In performing an audit in accordance with generally accepted auditing standards and *Government Auditing Standards*, we:

- Exercise professional judgement and maintain professional skepticism throughout the audit.
- Identify and assess the risks of material misstatement of the financial statements, whether due to fraud or error, and design and perform audit procedures responsive to those risks. Such procedures include examining, on a test basis, evidence regarding the amounts and disclosures in the financial statements.
- Obtain an understanding of internal controls relevant to the audit in order to design audit procedures that are appropriate in the circumstances, but not for the purpose of expressing an opinion on the effectiveness of the Parish's internal control. Accordingly, no such opinion is expressed.
- Evaluate the appropriateness of accounting policies used and the reasonableness of significant accounting estimates made by management, as well as evaluate the overall presentation of the financial statements.
- Conclude whether, in our judgement, there are conditions or events, considered in the aggregate, that raise substantial doubt about the Parish's ability to continue as a going concern for a reasonable period of time.

We are required to communicate with those charged with governance regarding, among other matters, the planned scope and timing of the audit, significant audit findings, and certain internal control-related matters that we identified during the audit.

### ***Required Supplementary Information***

Accounting principles generally accepted in the United States of America require that the management's discussion and analysis on pages 16 through 25, the budgetary comparison information on pages 87 through 92, the Schedule of Changes in Total Other Postemployment Benefits Liability and Related Ratios on page 93, the Schedule of Proportionate Share of the Net Pension Liability for the Retirement Systems on page 94, the Schedule of Contributions to Each Retirement System Defined Benefit Cost Sharing Plans Only on page 95, and the Notes to Required Supplementary Information on pages 96 through 98 be presented to supplement the basic financial statements. Such information is the responsibility of management and, although not a part of the basic financial statements, is required by the Governmental Accounting Standards Board, who considers it to be an essential part of financial reporting for placing the basic financial statements in an appropriate operational, economic, or historical context. We and other auditors have applied certain limited procedures to the required supplementary information in accordance with auditing standards generally accepted in the United States of America, which consisted of inquiries of management about the methods of preparing the information and comparing the information for consistency with management's responses to our inquiries, the basic financial statements, and other knowledge we obtained during our audit of the basic financial statements. We do not express an opinion or provide any assurance on the information because the limited procedures do not provide us with sufficient evidence to express an opinion or provide any assurance.



### **Supplementary Information**

Our audit was conducted for the purpose of forming opinions on the financial statements that collectively comprise the Parish's basic financial statements. The combining and individual nonmajor fund financial statements and schedules, the schedule of compensation, benefits, and other payments to agency head, the schedule of compensation paid to parish council members, the justice system funding schedule – receiving entity, and the schedule of expenditures of federal awards as required by Title 2 U.S. *Code of Federal Regulations* (CFR) Part 200, *Uniform Administrative Requirements, Cost Principles, and Audit Requirements for Federal Awards*, are presented for purposes of additional analysis and are not a required part of the basic financial statements. Such information is the responsibility of management and was derived from and relates directly to the underlying accounting and other records used to prepare the basic financial statements. The information has been subjected to the auditing procedures applied in the audit of the basic financial statements and certain additional procedures, including comparing and reconciling such information directly to the underlying accounting and other records used to prepare the basic financial statements or to the basic financial statements themselves, and other additional procedures in accordance with auditing standards generally accepted in the United States of America by us and other auditors. In our opinion, based on our audit and the report of the other auditors, the combining and individual nonmajor fund financial statements and schedules, the schedule of principal officials and salaries, the schedule of compensation, benefits, and other payments to agency head, the justice system funding schedule – receiving entity, and the schedule of expenditures of federal awards are fairly stated, in all material respects, in relation to the basic financial statements as a whole.

### **Other Information**

Management is responsible for the other information included in the annual report. The other information comprises the introductory and statistical sections but does not include the basic financial statements and our auditors' report thereon. Our opinions on the basic financial statements do not cover the other information, and we do not express an opinion or any form of assurance thereon.

In connection with our audit of the basic financial statements, our responsibility is to read the other information and consider whether a material inconsistency exists between the other information and the basic financial statements, or the other information otherwise appears to be materially misstated. If, based on the work performed, we conclude that an uncorrected material misstatement of the other information exists, we are required to describe it in our report.

### **Other Reporting Required by Government Auditing Standards**

In accordance with *Government Auditing Standards*, we have also issued our report dated June 30, 2023, on our consideration of the Parish's internal control over financial reporting and on our tests of its compliance with certain provisions of laws, regulations, contracts, and grant agreements and other matters. The purpose of that report is solely to describe the scope of our testing of internal control over financial reporting and compliance and the results of that testing, and not to provide an opinion on the effectiveness of the Parish's internal control over financial reporting or on compliance. That report is an integral part of an audit performed in accordance with *Government Auditing Standards* in considering the Parish's internal control over financial reporting and compliance.

A stylized, handwritten-style signature of 'Postlethwaite &amp; Netterville' in black ink.

Donaldsonville, Louisiana  
June 30, 2023



St. James Parish  
Convent, Louisiana  
Management's Discussion and Analysis

As financial management of St. James Parish primary government (Parish), we offer readers of the Parish's financial statements this narrative overview and analysis of the financial activities of the Parish government for the fiscal year ended December 31, 2022.

### Financial Highlights

- ◆ The Parish's assets and deferred outflows of resources exceeded its liabilities and deferred inflows of resources at the close of 2022 by nearly \$178.3 million (net position). Of this amount, \$80.3 million is invested in capital assets including infrastructure. Infrastructure assets are only of value to the Parish and cannot be sold. A total of \$94.6 million is considered restricted while approximately \$3.3 million is considered unrestricted and may be used to meet the government's ongoing needs. In total, the Net Position of the Parish increased over \$2.7 million from 2021.
- ◆ At December 31, 2022, the Parish's governmental fund statements reported combined ending fund balances of nearly \$103.6 million, an increase of over \$5 million. The majority of this increase is due to the borrowing of \$8 million in the current year to fund Hurricane Ida recovery efforts.
- ◆ The General Fund, the Parish's primary operating fund, reported a total ending fund balance of over \$14.3 million, a decrease in total fund balance from the last fiscal year of approximately \$1.4 million.
- ◆ At December 31, 2022, Unassigned fund balance for the General fund was over \$5.2 million while the other categories of Non-spendable and Restricted balances of approximately \$20,000 and \$9.1 million, respectively, reflecting an overall 9% decrease from the prior year 2021 ending fund balance.
- ◆ Total capital assets increased from the prior year by over \$3 million as a result of capital expenditure spending of over \$7 million offset by nearly \$4 million in depreciation expense.
- ◆ Total long-term liabilities increased from the prior year by nearly \$5.8 million mostly due to the borrowing of funds as described above.

### Overview of the Financial Statements

This discussion and analysis is intended to serve as an introduction to the Parish's basic financial statements. The Parish's basic financial statements are comprised of three components: 1) government-wide financial statements, 2) fund financial statements, and 3) notes to the financial statements. There is additional supplementary information following the financial statements that may be of interest to the reader.

#### Government-wide financial statements

*Government-wide financial statements* are designed to provide the reader with a broad overview of the Parish's financial position, in a manner similar to a private-sector business. They include a **Statement of Net Position** and a **Statement of Activities**. These statements appear on pages 26 to 28 of this report.

The **Statement of Net Position** presents the Parish's assets and deferred outflows less its liabilities and deferred inflows at year end. The difference between these assets and deferred outflows and liabilities and deferred inflows is reported as net position. Changes in net position over time may serve as a useful indicator of whether the financial position of the Parish is improving or deteriorating.

The **Statement of Activities** presents information showing how the Parish's net position changed during the fiscal year. All changes in net position are reported as soon as the underlying event giving rise to the change occurs, regardless of the timing of related cash flows. Thus, revenues and expenses are reported in this statement for some items that will only result in cash flows in future fiscal periods (for example, accounts payable and earned but unused vacation leave).

St. James Parish  
Convent, Louisiana  
Management's Discussion and Analysis

Both statements attempt to distinguish functions of the Parish that are principally supported by taxes and intergovernmental revenues (governmental activities) from other functions that are intended to recover all or a significant portion of their costs through user fees and charges (business-type activities). Governmental activities include general government, public safety, highways and streets, sanitation, public housing, public transportation, health and welfare, culture and recreation, and economic development expenditures. Business-type activities include the gas and water distribution system.

The government-wide financial statements include not only the Parish itself (*primary government*), but also separate legal governmental entities (*component units*) to which the Parish may be obligated to provide financial assistance. Component units are presented as separate columns in fund financial statements. The component unit agencies issue separate, independently audited financial statements. Financial statements for each of the individual component units may be obtained at the component unit's administrative offices.

### **Fund financial statements**

A fund is a grouping of related accounts that is used to maintain control over resources that have been segregated for specific activities or objectives. The Parish, like other state and local governments, uses fund accounting to ensure and demonstrate compliance with finance-related legal requirements. All of the Parish's funds can be divided into two categories: governmental funds and proprietary funds.

**Governmental funds.** Governmental funds are used to account for essentially the same functions reported as governmental activities in the government-wide financial statements. Unlike the government-wide financial statements, however, governmental fund financial statements focus on near-term inflows and outflows of spendable resources as well as on balances of spendable resources available at the end of the fiscal year. Such information may be useful in evaluating the Parish's near-term financing requirements.

Because the focus of governmental funds is narrower than that of the government-wide financial statements, it is useful to compare the information presented for governmental funds with similar information presented for governmental activities in the government-wide financial statements. By doing so, readers may better understand the long-term impact of the government's near-term financing decisions. Both the governmental funds' balance sheet and the governmental funds' statement of revenues, expenditures, and changes in fund balances provide a reconciliation to facilitate this comparison between governmental funds and governmental activities.

The Parish maintains 64 individual governmental funds. Information is presented separately in the governmental funds' balance sheet and in the governmental funds' statement of revenues, expenditures, and changes in fund balances for the General Fund, the Courthouse, Jail, and Public Buildings Maintenance Fund, the Parishwide Drainage Maintenance Fund, the Public Safety Trust Fund, and the Hurricane Recovery Bonds Projects Fund, all of which are considered to be major funds. Data from the other 59 governmental funds are combined into a single, aggregated presentation. Individual fund data for each of these nonmajor governmental funds is provided in the form of combining statements as supplementary information.

The basic governmental fund financial statements can be found on pages 29 to 34 of this report.

**Proprietary funds.** The Parish maintains and presents two types of proprietary funds: enterprise and internal service, which can be found on pages 35 to 38 of this report.

Enterprise funds are used to report the same functions presented as business-type activities in the government-wide financial statements. The Parish has one enterprise fund, the St. James Parish Gas & Water Distribution System Fund, which accounts for expenses to distribute natural gas and water.

Internal service funds are an accounting tool used to accumulate and allocate costs internally among various functions. The Parish uses an internal service fund to account for its self-insured health insurance program. Because this service predominately benefits governmental rather than business-type functions, it has been included within governmental activities in the government-wide financial statements.



St. James Parish  
Convent, Louisiana  
Management's Discussion and Analysis

Proprietary funds provide the same type of information as the government-wide financial statements, only in more detail. The St. James Parish Gas & Water Distribution System Fund is considered to be a major fund of the Parish.

**Notes to financial statements.** The notes provide additional information that is essential to a full understanding of the information provided in the government-wide and fund financial statements. The notes to the financial statements can be found on pages 39 to 86 of this report.

**Other information.** The combining statements referred to earlier in connection with nonmajor governmental funds are presented as supplementary information. Combining fund statements and schedules can be found on pages 99 to 191 of this report.

**Government-wide Financial Analysis**

As noted earlier, net position may serve over time as a useful indicator of the Parish's financial position. In the case of the Parish, governmental activities' assets and deferred outflows exceeded liabilities and deferred inflows by \$148,950,120 at December 31, 2022.

The following table reflects the condensed Statement of Net Position for 2022 and 2021:

St. James Parish Condensed Statement of Net Position December 31, 2022 and 2021						
	Governmental Activities		Business-Type Activities		Total	
	Restated				Restated	
	2022	2021	2022	2021	2022	2021
Current and other assets	\$ 117,584,376	\$ 111,984,673	\$18,109,962	\$17,356,529	\$ 135,694,338	\$ 129,341,202
Capital assets	64,920,097	62,656,427	17,303,964	16,529,382	82,224,061	79,185,809
Net pension asset	5,975,023	2,008,987	950,884	318,356	6,925,907	2,327,343
Total assets	188,479,496	176,650,087	36,364,810	34,204,267	224,844,306	210,854,354
Deferred outflows of resources	3,925,147	4,641,995	611,743	740,018	4,536,890	5,382,013
Long term liabilities						
outstanding	28,186,277	22,209,565	1,453,032	1,678,354	29,639,309	23,887,919
Other liabilities	7,831,398	7,904,222	4,921,048	3,099,234	12,752,446	11,003,456
Total liabilities	36,017,675	30,113,787	6,374,080	4,777,588	42,391,755	34,891,375
Deferred inflows of resources	7,436,848	4,829,374	1,264,896	942,521	8,701,744	5,771,895
Net position:						
Net investment in capital assets	63,030,774	60,371,041	17,303,964	16,529,382	80,334,738	76,900,423
Restricted	94,274,377	81,693,836	345,157	-	94,619,534	81,693,836
Unrestricted	(8,355,031)	4,284,044	11,688,456	12,694,794	3,333,425	16,978,838
Total net position	\$ 148,950,120	\$ 146,348,921	\$ 29,337,577	\$ 29,224,176	\$ 178,287,697	\$ 175,573,097

Approximately 45.1% (\$80,334,738) of the Parish's total net position as of December 31, 2022, reflects the Parish's investment in capital assets (land, buildings, infrastructure, machinery and equipment) less any related outstanding debt used to acquire those assets. The Parish uses these capital assets to provide services to citizens; consequently, these assets are not available for future spending. Another 53.1% (\$94,619,534) of the total net position is subject to external restrictions on how these assets may be used, such as property tax approved by the electorate for specific purposes. The remaining total net position of \$3,333,425 is referred to as unrestricted.

St. James Parish  
Convent, Louisiana  
Management's Discussion and Analysis

**Governmental activities**

Governmental activities account for 83.5% of the Parish's net position. One of the major components of general revenue collected by governmental activities is property taxes, which represents 56.4% of the Parish's total governmental revenue. In 2022, property taxes were assessed at a millage rate of 37.45 mills. Property tax revenue increased \$339,311 to \$21,322,086, a 1.6% increase from the previous year.

Other variances in governmental activities include:

- ◆ A decrease in governmental expenses by over \$2.8 million, or 7.5%, from 2021. This decrease is the result of the recovery efforts in response to Hurricane Ida during fiscal year 2021. Hurricane Ida made landfall on the Louisiana coast on August 29, 2021, and caused substantial damage to St. James Parish.
- ◆ A decrease in other general revenues by \$2.5 million is a direct result of Hurricane Ida, as a majority of this decrease relates to insurance proceeds received in fiscal year 2021.

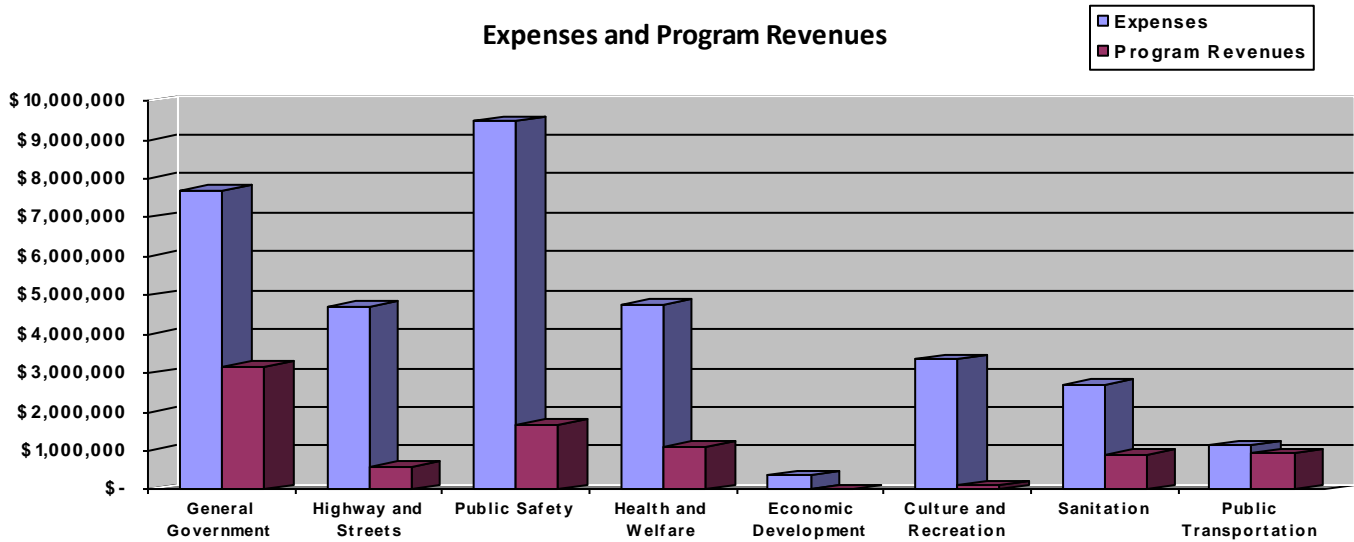
St. James Parish  
Convent, Louisiana  
Management's Discussion and Analysis

The following is a summary of activity for 2022 and 2021:

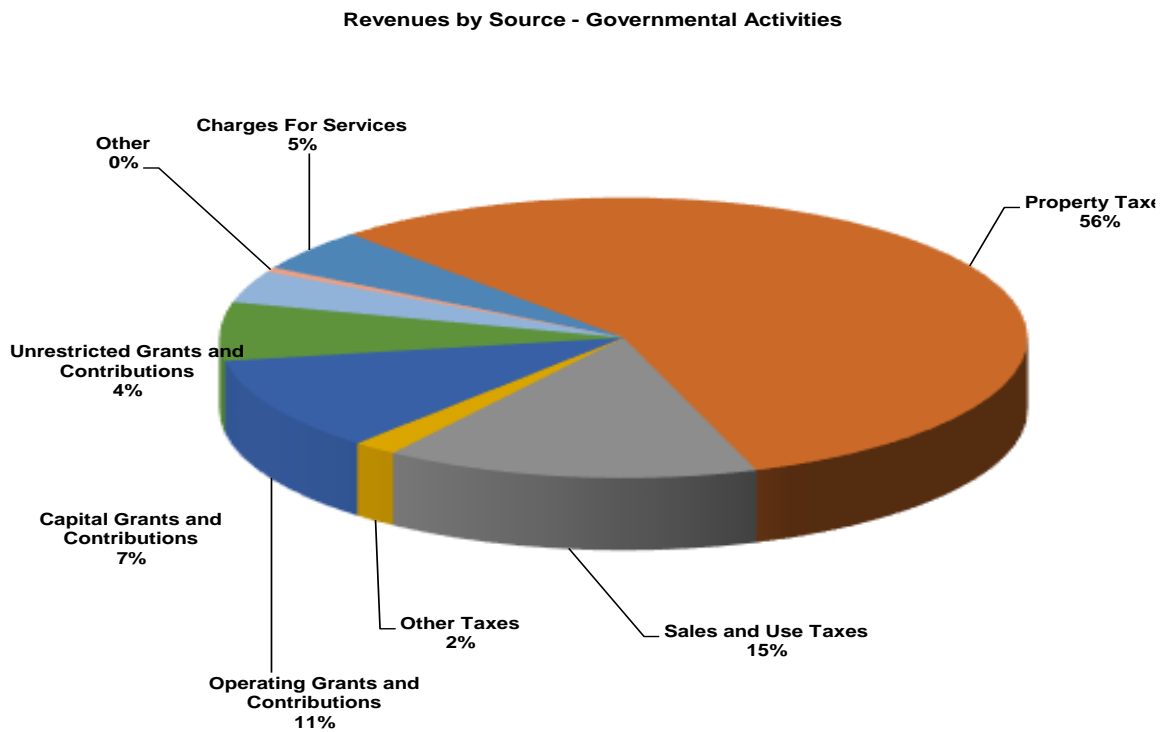
	Governmental Activities		Business-type Activities		Total	
	2022	2021	2022	2021	2022	2021
Revenues:						
Program revenues:						
Charges for services	\$ 1,850,660	\$ 1,951,945	\$ 6,053,709	\$ 5,233,855	\$ 7,904,369	\$ 7,185,800
Operating grants and contributions	4,120,499	5,067,485	276,856	325,995	4,397,355	5,393,480
Capital grants and contributions	2,554,178	988,802	-	-	2,554,178	988,802
General revenues:						
Property taxes	21,322,086	20,982,775	-	-	21,322,086	20,982,775
Sales and use taxes	5,660,452	5,660,528	-	-	5,660,452	5,660,528
Other taxes	669,615	607,144	-	-	669,615	607,144
Unrestricted revenues	1,400,447	737,842	-	-	1,400,447	737,842
Other general revenues	202,774	3,835,646	(152,068)	32,622	50,706	3,868,268
Total revenues	37,780,711	39,832,167	6,178,497	5,592,472	43,959,208	45,424,639
Expenses:						
General government	7,714,263	8,349,655	-	-	7,714,263	8,349,655
Public safety	9,468,157	9,504,023	-	-	9,468,157	9,504,023
Highways and streets	4,725,513	5,275,914	-	-	4,725,513	5,275,914
Sanitation	2,719,974	3,998,882	-	-	2,719,974	3,998,882
Public housing	732	256	-	-	732	256
Public transportation	1,137,901	1,097,448	-	-	1,137,901	1,097,448
Health and welfare	4,774,966	5,386,107	-	-	4,774,966	5,386,107
Culture and recreation	3,346,178	3,222,195	-	-	3,346,178	3,222,195
Economic development	379,504	346,216	-	-	379,504	346,216
Interest on long-term debt	504,762	415,434	-	-	504,762	415,434
Gas, water and sewer	-	-	6,472,658	5,993,087	6,472,658	5,993,087
Total expenses	34,771,950	37,596,130	6,472,658	5,993,087	41,244,608	43,589,217
Increase (decrease) in net position before transfers and capital contributions	3,008,761	2,236,037	(294,161)	(400,615)	2,714,600	1,835,422
Other sources (uses)						
Capital contribution	-	(2,452,521)	-	2,452,521	-	-
Transfers	(407,562)	564,630	407,562	(564,630)	-	-
Total other sources (uses)	(407,562)	(1,887,891)	407,562	1,887,891	-	-
Increase (decrease) in net position, as previously reported	2,601,199	348,146	113,401	1,487,276	2,714,600	1,835,422
Prior period restatement – capital outlay	-	2,335,792	-	-	-	2,335,792
Increase (decrease) in net position	2,601,199	2,683,938	113,401	1,487,276	2,714,600	4,171,214
Beginning net position, as restated	146,348,921	143,664,983	29,224,176	27,736,900	175,573,097	171,401,883
Ending net position, as restated	\$ 148,950,120	\$ 146,348,921	\$ 29,337,577	\$ 29,224,176	\$178,287,697	\$175,573,097

St. James Parish  
Convent, Louisiana  
Management's Discussion and Analysis

The following graph is a comparison of program revenues and program expenses for all governmental activities. This chart is intended to give the reader an idea of the degree to which governmental activities are self-supporting:



The following pie chart illustrates the composition of governmental activities revenue and its percentage in relation to total government revenues:



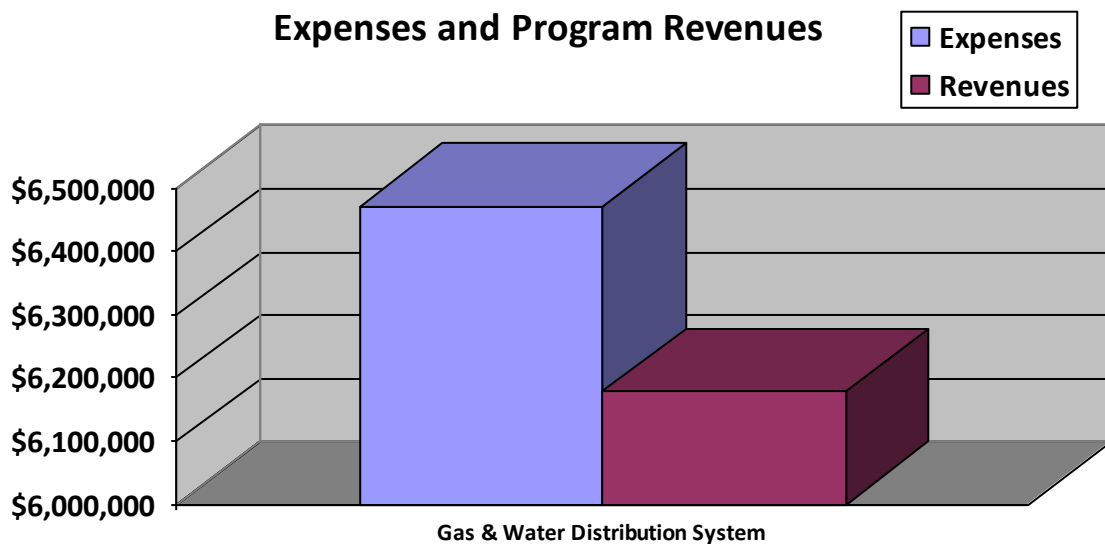
St. James Parish  
Convent, Louisiana  
Management's Discussion and Analysis

**Business-type activities**

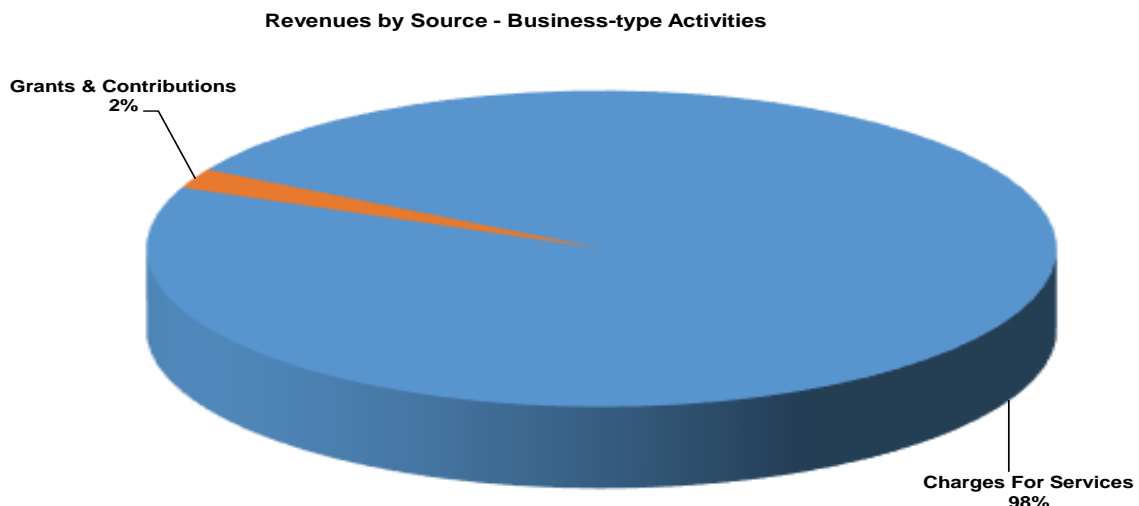
The Parish has one business-type activity, the St. James Parish Gas & Water Distribution System. The Gas & Water Distribution System's principal activities are the providing of gas and water services to the citizens and businesses of the Parish.

The St. James Parish Gas & Water Distribution System's net position at December 31, 2022, was \$29,337,577 compared to the net position in 2021 of \$29,224,176. The System's net position increased \$113,401 in 2022, as compared to an increase of \$1,487,276 in 2021. This is a direct result of a donated asset in the amount of \$2,452,521 from a capital projects fund during the prior year.

The following graph is a comparison of program revenues and program expenses for business-type activities.



The following pie chart illustrates the composition of business-type activities revenue and its percentage in relation to total business-type revenues:



St. James Parish  
Convent, Louisiana  
Management's Discussion and Analysis

**Financial Analysis of the Parish's Funds**

As noted earlier, the Parish uses fund accounting to ensure and demonstrate compliance with finance-related legal requirements.

**Governmental Funds:** The focus of governmental funds is to provide information on near-term inflows, outflows, and balances of spendable resources. Such information is useful in assessing the Parish's financing requirements. In particular, unreserved fund balance may serve as a useful measure of a government's net resources available for spending at the end of the fiscal year.

The combined ending fund balance for all governmental funds at December 31, 2022, was \$103,593,829. Of this amount, \$5,066,475 was included in unassigned fund balance, \$60,035 in assigned fund balance, \$866,818 was included in committed fund balance, \$97,134,679 was included in restricted fund balance, and the remaining \$465,822 was in nonspendable fund balance. The combined ending fund balance at the end of the year increased \$5,015,408 from \$98,578,421 at the end of the prior year.

The General Fund is the chief operating fund of the Parish and is considered a major fund under criteria set forth by GASB Statement No. 34. At the end of the current fiscal year, the General Fund's total fund balance was \$14,333,703 with an unassigned fund balance of \$5,246,828. Fund balance decreased \$1,415,231 in 2022. The decrease in General Fund's fund balance is directly related to increased costs as a result of Hurricane Ida recovery.

The Parish has four other governmental funds that are considered major funds. Those funds include the Courthouse, Jail, and Public Buildings Maintenance Fund, the Parishwide Drainage Maintenance Fund, the Public Safety Trust Fund, and the Hurricane Recovery Bonds Projects Fund. A brief discussion of these funds follows:

**Courthouse, Jail, and Public Buildings Maintenance Fund:** This fund manages the general operating and maintenance cost of public buildings owned by the Parish. Revenue is received from property taxes and the rental fees for parish owned public buildings. The Courthouse, Jail, and Public Buildings Maintenance Fund has a fund balance of \$14,020,655, of which \$13,919,760 is restricted, for 2022. This fund balance is an increase of \$109,439 over last year due to revenues exceeding expenditures.

**Parishwide Drainage Maintenance Fund:** This fund accounts for the operation and maintenance of all Parish drainage projects. The Parishwide Drainage Maintenance Fund has a fund balance of \$4,398,456, of which \$4,384,687 is restricted as of December 31, 2022. This represents a decrease of \$710,216 which is primarily due to increased personnel costs and increased capital outlay expenditures.

**Public Safety Trust Fund:** This fund provides assistance for the cost of providing fire protection to the residents of the Parish. The Public Safety Trust Fund has a restricted fund balance of \$1,130,200 as of December 31, 2022. This represents a decrease of \$50,452 primarily due to increased personnel costs and an increase in funds transferred out to other funds with a consistent purpose.

**Hurricane Recovery Bonds Projects Fund:** This fund was established in fiscal year 2022. The fund accounts for the \$8,000,000 in loan proceeds from the Hurricane Disaster Loan. These funds will be reserved for infrastructure/renovation needed as a result of Hurricane Ida. At December 31, 2022, this fund reports restricted fund balance of \$7,510,680.

St. James Parish  
Convent, Louisiana  
Management's Discussion and Analysis

**General Fund Budgetary Highlights**

Differences between the original budget and the final amended budget were \$585,000 (increase in revenues over expenditures including transfers) and can be briefly summarized as follows:

- ◆ Increase in budgeted revenues by approximately \$1.4 million was primarily due to an increase in budgeted federal revenues of \$920,000. The change in budgeted federal revenues relate to the timing of Hurricane Ida project worksheet approvals.
- ◆ Decrease in budgeted expenditures by approximately \$540,000, primarily due to a budgeted decrease in capital outlay of \$500,000.
- ◆ Net transfers increased by approximately \$1.3 million.

**Capital Asset and Debt Administration**

**Capital assets.** The Parish's investment in capital assets for its governmental and business-type activities as of December 31, 2022, amounts to \$82,224,061 (net of accumulated depreciation). This investment in capital assets includes land, buildings and system improvements, machinery and equipment, roads, and drainage systems. The total increase in capital assets for the current fiscal year was \$3,038,252 which includes a \$2,263,670 increase for governmental activities (3.6%) and a \$774,582 increase for business-type activities (4.7%). The major additions to the Parish's capital assets were the purchases of several pieces of heavy machinery (\$2,609,642), the East Bank gas purchase point meter upgrade (\$757,858), and the roof replacement for both Vacherie and Convent water treatment plants (\$490,305). There were also additions to active construction projects such as the DHR Building (\$998,959) and the East Bank recreation facility upgrades (\$524,660).

Depreciation expense for the year ended December 31, 2022, totaled \$3,879,199. Governmental activities had \$2,883,598 in depreciation expense and business-type activities' depreciation expense was \$995,601.

A summary of the Parish's capital assets (net of depreciation) follows:

	St. James Parish Capital Assets (Net of Depreciation)					
	Governmental Activities		Business-type Activities		Total	
	2022	2021 restated	2022	2021	2022	2021 restated
Land	\$ 26,497,987	\$ 26,497,987	\$ 60,000	\$ 60,000	\$ 26,557,987	\$ 26,557,987
Buildings	17,628,896	17,675,459	-	-	17,628,896	17,675,459
System improvements	-	-	16,571,964	16,246,762	16,571,964	16,246,762
Improvements other than buildings	4,320,503	4,256,336	-	-	4,320,503	4,256,336
Machinery and equipment	8,197,019	7,126,236	347,614	195,734	8,544,633	7,321,970
Library collection	37,491	45,033	-	-	37,491	45,033
Infrastructure	3,595,692	3,775,795	-	-	3,595,692	3,775,795
Construction in progress	4,642,509	3,279,581	324,386	26,886	4,966,895	3,306,467
Total	<u>\$ 64,920,097</u>	<u>\$ 62,656,427</u>	<u>\$ 17,303,964</u>	<u>\$ 16,529,382</u>	<u>\$ 82,224,061</u>	<u>\$ 79,185,809</u>

Additional information on the Parish's capital assets can be found on pages 55 to 57 of the Notes to the Financial Statements.

St. James Parish  
Convent, Louisiana  
Management's Discussion and Analysis

### Long-term debt

At the end of the current fiscal year, the Parish had long term liabilities outstanding of \$29,639,309. Of this amount, \$1,230,000 is general obligation bonds secured by property taxes. It also includes \$455,000 of limited tax bonds secured by a 4.95 mill ad valorem tax for Road and Bridge Maintenance, \$7,130,000 GOMESA revenue bonds secured by and solely paid with GOMESA revenues, and \$8,000,000 revenue bonds secured by pledged revenues. A summary of the Parish's outstanding long-term obligations follows:

	Governmental Activities		Business-type Activities		Total	
	2022	2021	2022	2021	2022	2021
General obligation bonds	\$ 1,230,000	\$ 1,625,000	\$ -	\$ -	\$ 1,230,000	\$ 1,625,000
Limited tax bonds	455,000	540,000	-	-	455,000	540,000
GOMESA revenue bonds	7,130,000	7,440,000	-	-	7,130,000	7,440,000
Hurricane recovery revenue bonds	8,000,000	-	-	-	8,000,000	-
Total OPEB liability	9,674,751	11,185,901	1,215,954	1,402,725	10,890,705	12,588,626
Net Pension liability	251,441	27,279	-	-	251,441	27,279
Compensated absences	1,445,085	1,391,385	237,078	275,629	1,682,163	1,667,014
Total	<u>\$ 28,186,277</u>	<u>\$22,209,565</u>	<u>\$ 1,453,032</u>	<u>\$ 1,678,354</u>	<u>\$29,639,309</u>	<u>\$23,887,919</u>

Additional information on the Parish's long-term debt can be found on pages 59 to 62 of the Notes to the Financial Statements.

### Economic Factors and Next Year's Budget

The following factors were considered in preparing the Parish's budget for 2023:

- Revenues, not including transfers, are expected to be \$50,430,700, an increase of over \$6 million from 2022 revised revenues due to an increase in federal grant revenues, and investment earnings as a result of market changes.
- Expenditures, not including transfers, are expected to be \$71,037,073, an increase of 21.6% over 2022 revised expenditures. Capital expenditures are budgeted at \$20,114,000. The capital expenditure budget is up due to years of deferred maintenance throughout the Parish, particularly in regards to drainage.
- Property tax revenues are expected to be \$19,876,700, a decrease of approximately \$1.5 million, due mainly to the decommissioning of the Equilon Enterprises refinery.
- Sales tax revenues are budgeted at \$5,079,600.
- Total revenues are forecasted to be \$68,135,891, which includes \$50,430,700 of operating revenue and \$17,705,191 of interfund transfers. Operating revenues are anticipated to be 14.7% more than revenues for 2022.

### Requests for Information

This financial report is designed to provide a general overview of the finances of the Parish for all those with an interest in the government's finances. Questions concerning any of the information provided in this report or requests for additional financial information should be addressed to the Department of Finance, P.O. Box 106, Convent, Louisiana, 70723.



St. James Parish  
Convent, Louisiana  
Statement of Net Position  
December 31, 2022

	Primary Government			Component Unit
	Governmental Activities	Business-Type Activities	Total	St. James Parish Hospital
<b>ASSETS</b>				
Cash and cash equivalents	\$ 56,082,833	\$ 2,038,312	\$ 58,121,145	\$ 20,957,755
Investments	35,152,440	14,075,357	49,227,797	-
Receivables (net of allowance for uncollectibles)	24,235,876	927,376	25,163,252	2,571,404
Estimated third-party payor settlements	-	-	-	4,712,795
Internal balances	60,690	(60,690)	-	-
Inventories	1,403	484,823	486,226	707,122
Prepaid items	464,419	43,562	507,981	-
Taxes receivable	-	-	-	8,360
Restricted and internally designated assets:				
Cash and cash equivalents	1,586,715	101,196	1,687,911	-
Investments	-	500,026	500,026	-
Held by trustee for debt service	-	-	-	1,980,920
Internally designated for capital acquisition	-	-	-	12,546,182
Non-depreciable capital assets	31,140,496	384,386	31,524,882	-
Capital assets (net of accumulated depreciation)	33,779,601	16,919,578	50,699,179	23,370,821
Net pension asset	5,975,023	950,884	6,925,907	5,047,237
Other assets	-	-	-	450,831
Total assets	188,479,496	36,364,810	224,844,306	72,353,427
<b>DEFERRED OUTFLOWS OF RESOURCES</b>				
Deferred outflows related to other postemployment benefits	1,906,069	324,542	2,230,611	-
Deferred outflows related to net pension liability	1,986,354	287,201	2,273,555	478,762
Deferred outflows on debt refundings	32,724	-	32,724	575,280
Total deferred outflows of resources	3,925,147	611,743	4,536,890	1,054,042
<b>LIABILITIES</b>				
Accounts payable	5,305,699	686,080	5,991,779	1,007,743
Accrued salaries and benefits	1,173,424	96,794	1,270,218	1,517,021
Accrued expenses	540,617	-	540,617	-
Other liabilities	164,007	-	164,007	-
Liabilities payable from restricted assets	-	638,174	638,174	-
Medicare Accelerated and Advance Payment contractual liability	-	-	-	290,332
Provider Relief Fund deferred revenue	-	-	-	611,786
Unearned revenue	647,651	3,500,000	4,147,651	-
Long-term liabilities:				
Due within one year (bonds, notes payable, and compensated absences)	1,375,288	106,685	1,481,973	1,065,640
Due in more than one year (bonds, notes payable, and compensated absences)	16,884,797	130,393	17,015,190	11,547,656
Due within one year (total other postemployment benefits payable)	267,000	33,000	300,000	-
Due in more than one year (total other postemployment benefits payable)	9,407,751	1,182,954	10,590,705	-
Due in more than one year (net pension liability)	251,441	-	251,441	-
Total liabilities	36,017,675	6,374,080	42,391,755	16,040,178
<b>DEFERRED INFLOWS OF RESOURCES</b>				
Deferred inflows related to other postemployment liability	1,810,977	371,968	2,182,945	-
Deferred inflows related to net pension liability	5,625,871	892,928	6,518,799	3,831,987
Total deferred inflows of resources	7,436,848	1,264,896	8,701,744	3,831,987
<b>NET POSITION</b>				
Net investment in capital assets, net of related debt	63,030,774	17,303,964	80,334,738	13,102,781
Restricted:				
General government	21,599,878	-	21,599,878	-
Health and welfare	11,520,279	-	11,520,279	7,028,157
Culture and recreation	11,520,279	-	11,520,279	-
Capital projects	1,537,282	-	1,537,282	-
Highways and streets	11,343,747	-	11,343,747	-
Public safety	24,603,244	-	24,603,244	-
Sanitation	4,057,407	-	4,057,407	-
Retirement	2,168,851	345,157	2,514,008	-
Health insurance	5,919,617	-	5,919,617	-
Other	3,793	-	3,793	-
Unrestricted	(8,355,031)	11,688,456	3,333,425	33,404,366
Total net position	\$ 148,950,120	\$ 29,337,577	\$ 178,287,697	\$ 53,535,304

The notes to the financial statements are an integral part of this statement.

EXHIBIT A - 1

St. James Parish  
Convent, Louisiana  
Statement of Activities  
For the Year Ended December 31, 2022

Functions/Programs	Expenses	Program Revenues		
		Charges for Services	Operating Grants and Contributions	Capital Grants and Contributions
<b>Primary government:</b>				
Governmental activities:				
General government	\$ 7,714,263	\$ 904,235	\$ 659,656	\$ 1,618,580
Public safety	9,468,157	330,828	413,872	935,598
Highways and streets	4,725,513	-	593,698	-
Sanitation	2,719,974	575,024	335,590	-
Public housing	732	-	-	-
Public transportation	1,137,901	14,704	920,766	-
Health and welfare	4,774,966	-	1,118,806	-
Culture and recreation	3,346,178	25,869	78,111	-
Economic development	379,504	-	-	-
Interest on long-term debt	504,762	-	-	-
Total governmental activities	<u>34,771,950</u>	<u>1,850,660</u>	<u>4,120,499</u>	<u>2,554,178</u>
Business-type activities:				
Gas	2,541,501	2,419,513	-	-
Water	3,861,357	3,567,986	276,856	-
Sewer	69,800	66,210	-	-
Total business-type activities	<u>6,472,658</u>	<u>6,053,709</u>	<u>276,856</u>	<u>-</u>
Total primary government	<u>\$ 41,244,608</u>	<u>\$ 7,904,369</u>	<u>\$ 4,397,355</u>	<u>\$ 2,554,178</u>
<b>Component unit:</b>				
St. James Parish Hospital	\$ 30,422,852	\$28,424,419	\$ 2,652,348	\$ -
Total component units	<u>\$ 30,422,852</u>	<u>\$28,424,419</u>	<u>\$ 2,652,348</u>	<u>\$ -</u>

General Revenues

Taxes:

Property taxes

Voluntary payments in lieu of taxes

Sales and use taxes

Alcoholic beverages

Fines and forfeits

Unrestricted grants and contributions

Investment earnings (losses)

Other revenue

Gain on debt extinguishment

Transfers

Total general revenues and special items

Change in net position

Net position - beginning of year, as restated

Net position - end of year

The notes to the financial statements are an integral part of this financial statement.

Net (Expense) Revenue and Changes in Net Position			
Primary Government			Component Unit
Governmental Activities	Business-Type Activities	Total	St. James Parish Hospital
\$ (4,531,792)	\$ -	\$ (4,531,792)	
(7,787,859)	-	(7,787,859)	
(4,131,815)	-	(4,131,815)	
(1,809,360)	-	(1,809,360)	
(732)	-	(732)	
(202,431)	-	(202,431)	
(3,656,160)	-	(3,656,160)	
(3,242,198)	-	(3,242,198)	
(379,504)	-	(379,504)	
(504,762)	-	(504,762)	
<u>(26,246,613)</u>	<u>-</u>	<u>(26,246,613)</u>	
-	(121,988)	(121,988)	
-	(16,515)	(16,515)	
-	(3,590)	(3,590)	
<u>-</u>	<u>(142,093)</u>	<u>(142,093)</u>	
			\$ 653,915
			<u>653,915</u>
21,322,086	-	21,322,086	3,144,555
650,907	-	650,907	-
5,660,452	-	5,660,452	-
18,708	-	18,708	-
149,786	-	149,786	-
1,390,447	-	1,390,447	-
(1,355,449)	(180,234)	(1,535,683)	(390,126)
1,418,437	28,166	1,446,603	920,537
-	-	-	2,281,814
(407,562)	407,562	-	-
<u>28,847,812</u>	<u>255,494</u>	<u>29,103,306</u>	<u>5,956,780</u>
2,601,199	113,401	2,714,600	6,610,695
146,348,921	29,224,176	175,573,097	46,924,609
<u>\$148,950,120</u>	<u>\$ 29,337,577</u>	<u>\$178,287,697</u>	<u>\$ 53,535,304</u>

St. James Parish  
Convent, Louisiana  
Governmental Funds  
Balance Sheet  
December 31, 2022

	General Fund	Courthouse, Jail, and Public Buildings Maintenance Fund	Parishwide Drainage Maintenance
<b>Assets</b>			
Cash and cash equivalents	\$ 5,198,103	\$ 2,705,242	\$ 640,441
Investments	5,091,297	8,472,623	1,423,857
Receivables	5,853,732	3,136,878	2,199,132
Due from other funds	856,749	1,814	742,876
Prepaid items	18,306	100,895	13,769
Inventories	1,403	-	-
Restricted cash	1,586,715	-	-
Total assets	<u>\$ 18,606,305</u>	<u>\$ 14,417,452</u>	<u>\$ 5,020,075</u>
<b>Liabilities and fund balance</b>			
Liabilities:			
Accounts payable	\$ 2,581,092	\$ 258,515	\$ 493,136
Accrued salaries and benefits	836,707	40,672	66,819
Due to other funds	206,952	97,610	61,664
Other liabilities	200	-	-
Unearned revenues	647,651	-	-
Total liabilities	<u>4,272,602</u>	<u>396,797</u>	<u>621,619</u>
Fund balance:			
Nonspendable:			
Prepaid expenses	18,306	100,895	13,769
Inventories	1,403	-	-
Restricted:			
General government	9,067,166	13,919,760	-
Health and welfare	-	-	-
Culture and recreation	-	-	-
Debt service	-	-	-
Capital projects	-	-	-
Highways and streets	-	-	-
Public safety	-	-	4,384,687
Sanitation	-	-	-
Other	-	-	-
Committed:			
Judicial	-	-	-
Other	-	-	-
Assigned:			
Judicial	-	-	-
Other	-	-	-
Unassigned	5,246,828	-	-
Total fund balance	<u>14,333,703</u>	<u>14,020,655</u>	<u>4,398,456</u>
Total liabilities and fund balance	<u>\$ 18,606,305</u>	<u>\$ 14,417,452</u>	<u>\$ 5,020,075</u>

The notes to the financial statements are an integral part of this financial statement.

Public Safety Trust	Hurricane Recovery Bonds Projects	Nonmajor Governmental Funds	Total Governmental Funds
\$ 615,334	\$ 7,510,680	\$ 36,215,501	\$ 52,885,301
199,850	-	16,928,057	32,115,684
2,473,892	-	10,106,764	23,770,398
-	-	2,623,356	4,224,795
-	-	331,449	464,419
-	-	-	1,403
-	-	-	1,586,715
<u>\$ 3,289,076</u>	<u>\$ 7,510,680</u>	<u>\$ 66,205,127</u>	<u>\$ 115,048,715</u>
\$ 123,105	\$ -	\$ 1,849,851	\$ 5,305,699
-	-	229,226	1,173,424
2,035,771	-	1,762,108	4,164,105
-	-	163,807	164,007
-	-	-	647,651
<u>2,158,876</u>	<u>-</u>	<u>4,004,992</u>	<u>11,454,886</u>
-	-	331,449	464,419
-	-	-	1,403
-	-	-	22,986,926
-	-	4,197,558	4,197,558
-	-	12,543,990	12,543,990
-	-	1,034,937	1,034,937
-	7,510,680	8,450,277	15,960,957
-	-	11,343,019	11,343,019
1,130,200	-	19,427,505	24,942,392
-	-	4,124,313	4,124,313
-	-	587	587
-	-	821,200	821,200
-	-	45,618	45,618
-	-	5,828	5,828
-	-	54,207	54,207
-	-	(180,353)	5,066,475
<u>1,130,200</u>	<u>7,510,680</u>	<u>62,200,135</u>	<u>103,593,829</u>
<u>\$ 3,289,076</u>	<u>\$ 7,510,680</u>	<u>\$ 66,205,127</u>	<u>\$ 115,048,715</u>

St. James Parish  
Convent, Louisiana  
Reconciliation of the Balance Sheet of  
Governmental Funds to the Statement of Net Position  
December 31, 2022

---

Total fund balance at December 31, 2022 - governmental funds	\$	103,593,829
--	----	-------------

Amounts reported for governmental activities in the statement of net position are different because:

Certain long-term assets and deferred outflows of resources are not reported in the fund financial statements because they are not available to pay current-period expenditures, but they are reported as assets and deferred outflows of resources in the statement of net position.

Ad valorem taxes receivable	355,147	
Net pension asset	5,975,023	
Deferred loss on debt refunding	32,724	
Deferred outflows related to other postemployment benefits	1,906,069	
Deferred outflows related to net pension liability	1,986,354	10,255,317

Capital assets are not reported in fund financial statements because they are not current financial resources, but they are reported in the statement of net position.

Cost of capital assets at December 31, 2022	157,669,114	
Less: accumulated depreciation as of December 31, 2022	(92,749,017)	64,920,097

Certain long-term liabilities and deferred inflows of resources are not reported as fund liabilities because they are not due and payable in the current period, but they are presented as liabilities and deferred inflows of resources in the statement of net position.

Accrued interest payable	(115,617)	
Bonds payable	(1,230,000)	
Limited tax bonds	(455,000)	
Revenue bonds	(15,130,000)	
Total other postemployment benefits liability	(9,674,751)	
Net pension liability	(251,441)	
Deferred inflows related to other postemployment benefits	(1,810,977)	
Deferred inflows related to pension liability	(5,625,871)	
Compensated absences	(1,445,085)	(35,738,742)

Assets and liabilities of the Internal Service Fund related to governmental programs are not reported in the governmental fund financial statements because they are presented on a different accounting basis, but they are presented as assets and liabilities in the statement of net position.

5,919,619

Total net position at December 31, 2022 - governmental activities	\$	148,950,120
---	----	-------------

The notes to the financial statements are an integral part of this financial statement.



St. James Parish  
Convent, Louisiana  
Statement of Revenues, Expenditures, and Changes in Fund Balances  
Governmental Funds  
For the Year Ended December 31, 2022

	General Fund	Courthouse, Jail, and Public Buildings Maintenance Fund	Parishwide Drainage Maintenance
Revenues:			
Taxes:			
Property	\$ 4,727,564	\$ 3,291,333	\$ 1,988,093
Voluntary payments in lieu of taxes	650,907	-	-
Sales and use	1,415,113	-	-
Alcoholic beverages (beer)	18,708	-	-
Licenses and permits	904,235	-	-
Intergovernmental:			
Federal	381,515	137,068	1,618,580
State	927,655	13,425	367,511
Local	141,073	33	2,307
Fines and forfeits	-	-	-
Charges for services	-	-	-
Investment earnings (losses)	(200,323)	(399,045)	(51,826)
Other	718,989	6,075	14,577
Total revenues	<u>9,685,436</u>	<u>3,048,889</u>	<u>3,939,242</u>
Expenditures:			
Current:			
General government	5,051,333	2,436,389	-
Public safety	1,250,761	77,436	4,696,672
Highway and streets	-	-	-
Sanitation	-	-	-
Public housing	732	-	-
Public transportation	-	-	-
Health and welfare	2,034,633	-	-
Culture and recreation	-	-	-
Economic development	392,700	-	-
Debt service:			
Principal	-	-	-
Interest and other costs	-	-	-
Capital outlay	1,160,094	431,439	630,215
Total expenditures	<u>9,890,253</u>	<u>2,945,264</u>	<u>5,326,887</u>
Excess of revenues over (under) expenditures before other financing sources (uses)	<u>(204,817)</u>	<u>103,625</u>	<u>(1,387,645)</u>
Other financing sources (uses):			
Bond issuance costs	-	-	-
Proceeds from debt issuance	-	-	-
Transfers in	-	5,814	700,000
Transfers out	(1,210,414)	-	(22,571)
Total other financing sources (uses)	<u>(1,210,414)</u>	<u>5,814</u>	<u>677,429</u>
Net change in fund balance	(1,415,231)	109,439	(710,216)
Fund balance, beginning of year	15,748,934	13,911,216	5,108,672
Fund balance, end of year	<u>\$ 14,333,703</u>	<u>\$ 14,020,655</u>	<u>\$ 4,398,456</u>

The notes to the financial statements are an integral part of this financial statement.



Public Safety Trust	Hurricane Recovery Bonds Projects	Nonmajor Governmental Funds	Total Governmental Funds
\$ 2,613,122	\$ -	\$ 8,609,436	\$ 21,229,548
-	-	-	650,907
-	-	4,245,339	5,660,452
-	-	-	18,708
-	-	-	904,235
-	-	3,460,169	5,597,332
-	-	982,910	2,291,501
-	-	32,878	176,291
-	-	149,786	149,786
-	-	946,425	946,425
(5,510)	-	(556,206)	(1,212,910)
36,387	-	511,568	1,287,596
2,643,999	-	18,382,305	37,699,871
-	-	1,124,628	8,612,350
441,777	-	2,082,689	8,549,335
-	-	4,542,471	4,542,471
-	-	2,695,463	2,695,463
-	-	-	732
-	-	1,126,962	1,126,962
-	-	2,930,198	4,964,831
-	-	2,931,903	2,931,903
-	-	-	392,700
-	-	790,000	790,000
-	-	443,066	443,066
167,331	-	2,758,189	5,147,268
609,108	-	21,425,569	40,197,081
2,034,891	-	(3,043,264)	(2,497,210)
-	(79,820)	-	(79,820)
-	8,000,000	-	8,000,000
-	-	6,374,349	7,080,163
(2,085,343)	(409,500)	(3,759,897)	(7,487,725)
(2,085,343)	7,510,680	2,614,452	7,512,618
(50,452)	7,510,680	(428,812)	5,015,408
1,180,652	-	62,628,947	98,578,421
\$ 1,130,200	\$ 7,510,680	\$ 62,200,135	\$ 103,593,829

St. James Parish  
Convent, Louisiana  
Reconciliation of the Statement of Revenues,  
Expenditures, and Changes in Fund Balances of Governmental Funds  
to the Statement of Activities  
For the Year Ended December 31, 2022

Total net change in fund balance - governmental funds (pages 32 & 33)		\$ 5,015,408
Governmental funds report capital outlays as expenditures. However, in the statement of activities, the cost of those assets is allocated over their estimated useful lives and reported as depreciation expense.		
Capital outlay capitalized	5,147,268	
Depreciation expense for the year ended December 31, 2022	<u>(2,883,598)</u>	2,263,670
Revenues in the statement of activities that do not provide current financial resources are not reported as revenue in the funds, but rather deferred to subsequent fiscal years.		
Change in ad valorem taxes collected after 60 days	92,538	
Nonemployer contributions to pension plans	<u>130,841</u>	223,379
Governmental funds report bond proceeds and principal repayments on debt obligations as revenues and expenditures, respectively. However, the borrowing and repayment of principal has no effect on the net position.		
Borrowings	(8,000,000)	
Principal payments on long-term liabilities	<u>790,000</u>	(7,210,000)
Generally expenditures recognized in the fund financial statements are limited to only those that use current financial resources but expenses and liabilities are reported in the statement of activities when they are incurred.		
Accrued compensated absences	(53,700)	
Accrued interest expense on bonds	(61,696)	
Prepaid insurance	(226,441)	
Other postemployment benefits	(140,166)	
Pension expense	<u>1,954,391</u>	1,472,388
Activities of internal service fund is reported as net revenue in the governmental activities.		<u>836,354</u>
Change in net position of governmental activities (pages 27 & 28)		<u>\$ 2,601,199</u>

The notes to the financial statements are an integral part of this financial statement.

St. James Parish  
Convent, Louisiana  
Proprietary Funds  
Statement of Net Position  
December 31, 2022

	<b>Business-type Activities</b>	<b>Governmental Activities</b>
	Enterprise Fund	
	St. James Parish	
	Gas & Water	Internal
	Distribution System	Service Fund
<b>Assets</b>		
Current assets:		
Cash and cash equivalents	\$ 2,038,312	\$ 3,197,532
Investments	14,075,357	3,036,756
Receivables (net of allowance for uncollectibles)	927,376	110,331
Due from other funds	1,890	-
Inventories	484,823	-
Prepaid items	43,562	-
Total current assets	<u>17,571,320</u>	<u>6,344,619</u>
Noncurrent assets:		
Restricted assets:		
Cash and cash equivalents	101,196	-
Investments	500,026	-
Total restricted assets	<u>601,222</u>	<u>-</u>
Non-depreciable capital assets	384,386	-
Depreciable capital assets, net	16,919,578	-
Total capital assets, net	<u>17,303,964</u>	<u>-</u>
Net pension asset	950,884	-
Total noncurrent assets	<u>18,856,070</u>	<u>-</u>
Total assets	<u>36,427,390</u>	<u>6,344,619</u>
<b>Deferred outflows of resources</b>		
Deferred outflows related to postemployment benefits	324,542	-
Deferred outflows related to net pension liability	287,201	-
Total deferred outflows of resources	<u>611,743</u>	<u>-</u>
<b>Liabilities</b>		
Current liabilities (payable from current assets):		
Accounts payable	686,080	-
Accrued salaries and benefits	96,794	-
Liability for claims	-	425,000
Due to other funds	62,580	-
Compensated absences	106,685	-
Total other postemployment benefits liability	33,000	-
Unearned revenue	3,500,000	-
Total current liabilities (payable from current assets)	<u>4,485,139</u>	<u>425,000</u>
Current liabilities (payable from restricted assets)	<u>638,174</u>	<u>-</u>
Noncurrent liabilities:		
Compensated absences	130,393	-
Total other postemployment benefits liability	1,182,954	-
Total noncurrent liabilities	<u>1,313,347</u>	<u>-</u>
Total liabilities	<u>6,436,660</u>	<u>425,000</u>
<b>Deferred inflows of resources</b>		
Deferred inflows related to postemployment benefits	371,968	-
Deferred inflows related to net pension liability	892,928	-
Total deferred inflows of resources	<u>1,264,896</u>	<u>-</u>
<b>Net position</b>		
Net investment in capital assets	17,303,964	-
Restricted	345,157	-
Unrestricted	11,688,456	5,919,619
Total net position	<u>\$ 29,337,577</u>	<u>\$ 5,919,619</u>

The notes to the financial statements are an integral part of this financial statement.

EXHIBIT A - 7

St. James Parish  
Convent, Louisiana  
Proprietary Funds  
Statement of Revenues, Expenses, and Changes in Net Position  
For the Year Ended December 31, 2022

	<b>Business-type Activities</b>	<b>Governmental Activities</b>
	<u>Enterprise Fund</u>	
	<u>St. James Parish</u>	
	<u>Gas &amp; Water Distribution System</u>	<u>Internal Service Fund</u>
Operating revenues:		
Charges for sales and services	\$ 5,850,700	\$ 3,961,699
Other	203,009	-
Total operating revenues	<u>6,053,709</u>	<u>3,961,699</u>
Operating expenses:		
Cost of sales and services	2,841,625	-
Payrolls	1,506,818	-
General and administrative	1,128,614	2,982,806
Depreciation and amortization	995,601	-
Total operating expenses	<u>6,472,658</u>	<u>2,982,806</u>
Operating income (loss)	<u>(418,949)</u>	<u>978,893</u>
Nonoperating revenues (expenses):		
Investment earnings (losses)	(180,234)	(142,539)
Intergovernmental:		
Federal	276,856	-
Gain on sale of capital assets	2,154	-
Other	26,012	-
Total nonoperating revenues (expenses)	<u>124,788</u>	<u>(142,539)</u>
Income (loss) before transfers	(294,161)	836,354
Transfers in	409,500	-
Transfers out	(1,938)	-
Total transfers, net	<u>407,562</u>	<u>-</u>
Change in net position	113,401	836,354
Net position, beginning of year	29,224,176	5,083,265
Net position, end of year	<u>\$ 29,337,577</u>	<u>\$ 5,919,619</u>

The notes to the financial statements are an integral part of this financial statement.

St. James Parish  
Convent, Louisiana  
Proprietary Funds  
Statement of Cash Flows (Continued)  
For the Year Ended December 31, 2022

	<b>Business-type Activities</b>	<b>Governmental Activities</b>
	<u>Enterprise Fund</u>	
	<u>St. James Parish</u>	
	<u>Gas &amp; Water Distribution System</u>	<u>Internal Service Fund</u>
Cash flows from operating activities:		
Receipts from customers and users	\$ 6,011,550	\$ 4,108,490
Receipts from interfund services provided	575,024	-
Payments to suppliers	(4,167,102)	(3,045,512)
Payments to employees	(1,495,271)	-
Payments for interfund services used	(531,396)	(5,590)
Net cash provided by operating activities	<u>392,805</u>	<u>1,057,388</u>
Cash flows from noncapital financing activities:		
Subsidy from grants	1,717,386	-
Transfers, net	407,703	-
Net cash provided by noncapital financing activities	<u>2,125,089</u>	<u>-</u>
Cash flows from capital and related financing activities:		
Acquisition and construction of capital assets	(1,770,578)	-
Proceeds from sale of capital assets	2,550	-
Insurance proceeds	26,012	-
Net cash used in capital and related financing activities	<u>(1,742,016)</u>	<u>-</u>
Cash flows from investing activities:		
Purchase of investments	(706,401)	(1,188,820)
Maturation of investments	-	2,931,186
Interest earnings	207,601	16,466
Net cash provided by (used in) investing activities	<u>(498,800)</u>	<u>1,758,832</u>
Net increase in cash and cash equivalents	277,078	2,816,220
Cash and cash equivalents, beginning of year	1,862,430	381,312
Cash and cash equivalents, end of year	<u>\$ 2,139,508</u>	<u>\$ 3,197,532</u>

St. James Parish  
Convent, Louisiana  
Proprietary Funds  
Statement of Cash Flows (Concluded)  
For the Year Ended December 31, 2022

	<b>Business-type Activities</b>	<b>Governmental Activities</b>
	<u>Enterprise Fund</u>	
	St. James Parish	
	Gas & Water Distribution System	Internal Service Fund
Reconciliation of operating income (loss) to net cash provided by operating activities:		
Operating income (loss)	\$ (418,949)	\$ 978,893
Adjustments to reconcile operating income (loss) to net cash provided by operating activities:		
Depreciation and amortization	995,601	-
Provision for uncollectible accounts	29,460	-
Changes in assets and liabilities:		
Accounts receivable	(59,175)	146,791
Inventory	(95,040)	-
Prepaid expenses and other assets	(22,673)	-
Net pension asset	(632,528)	-
Deferred outflows of resources	128,275	-
Accounts payable	298,492	(62,706)
Due to (from) other funds	141	(5,590)
Accrued expenses	11,547	-
Compensated Absences	(38,551)	-
Other postemployment benefit liability	(186,771)	-
Deferred inflows of resources	322,375	-
Customers' deposits and overpayments	60,601	-
Net cash provided by operating activities	<u>\$ 392,805</u>	<u>\$ 1,057,388</u>
Cash and cash equivalents for cash flow statement include:		
Cash and cash equivalents	\$ 2,038,312	\$ 3,197,532
Restricted assets:		
Cash and cash equivalents	101,196	-
Total cash and cash equivalents	<u>\$ 2,139,508</u>	<u>\$ 3,197,532</u>
Noncash investing, capital, and financing activities:		
Decrease in fair value of investments	\$ (392,443)	\$ (159,005)

The notes to the financial statements are an integral part of this financial statement.

## INTRODUCTION

St. James Parish (the Parish) is a political subdivision of the State of Louisiana. The Parish is governed by seven council members (the Parish Council) representing the various districts within the Parish. The Parish President, elected by the voters of the Parish, is the chief executive officer of the Parish and is responsible for carrying out the policies adopted by the Parish Council and for administration of all Parish departments, offices, and agencies. The current Parish President and seven council members serve four-year terms, which expire on January 8, 2024.

Louisiana Revised Statute 33:1236 gives the Parish various powers in regulating and directing the affairs of the Parish and its inhabitants. The more notable of these are the power to make regulations for their own government, to regulate the construction and maintenance of roads, bridges, and drainage systems, to regulate the sale of alcoholic beverages, and to provide for the health and welfare of the poor, disadvantaged, and unemployed in the Parish. Funding to accomplish these tasks is provided by property taxes, sales taxes, service charges, beer and alcoholic beverage permits, state revenue sharing, and various other state and federal grants.

To fulfill its responsibilities to the poor, disadvantaged, and unemployed in the Parish, the Parish may provide for specialized health service programs, emergency food and medical assistance, family planning assistance, recreation and service centers for the elderly, consumer education, agricultural assistance, and economic development activities. To provide funding for these activities, the Parish, in addition to local funding sources, performs the functions of a community action agency under the terms and provisions of the United States Economic Opportunity Act of 1964.

## I. SUMMARY OF SIGNIFICANT ACCOUNTING POLICIES

### A. BASIS OF PRESENTATION

The accompanying financial statements of the Parish have been prepared in conformity with generally accepted accounting principles (GAAP) in the United States of America as applied to governmental units. The Governmental Accounting Standards Board (GASB) is the accepted standard-setting body for establishing governmental accounting and financial reporting principles.

### B. REPORTING ENTITY

The financial reporting entity consists of (a) the primary government (the Parish), (b) organizations for which the primary government is financially accountable, and (c) other organizations for which the nature and significance of their relationship with the primary government are such that exclusion would cause the reporting entity's financial statements to be misleading or incomplete.

Governmental Accounting Standards Board (GASB) Statement No. 61, Section 2100, *Defining the Financial Reporting Entity*, establishes criteria for determining which component units should be considered part of the Parish for financial reporting purposes. The basic criterion for including a potential component unit within the reporting entity is financial accountability. The GASB has set forth criteria to be considered in determining financial accountability. The criteria include:

1. Appointing a voting majority of an organization's governing body and,
  - a. The ability of the Parish to impose its will on that organization and/or
  - b. The potential for the organization to provide specific financial benefits to or impose specific financial burdens on the Parish.

St. James Parish  
Convent, Louisiana  
Notes to the Financial Statements (Continued)  
December 31, 2022

---

**I. SUMMARY OF SIGNIFICANT ACCOUNTING POLICIES (Continued)**

**B. REPORTING ENTITY (Continued)**

2. Organizations for which the Parish does not appoint a voting majority but which are fiscally dependent on the Parish.
3. Organizations for which the reporting entity financial statements would be misleading if data of the organization is not included because of the nature or significance of the relationship.

Based on the previous criteria, the Parish has determined that the following component unit is part of the reporting entity:

Component Unit	Fiscal Year End	Criteria Used	Type of Presentation
St. James Parish Hospital	March 31	1,3	Discrete

The Parish appoints the board members of the Hospital and can remove them at will. While the Hospital is responsible for obtaining voter approval for the levy of taxes or debt issuance, all related Louisiana State Bond Commission approvals must be obtained through the Parish, which creates fiscal dependence. For these reasons, the Parish has the ability to impose its will on the Hospital; hence, the Hospital has a financial benefit from the Parish since these approvals must first be obtained through the Parish. Complete financial statements for the St. James Parish Hospital may be obtained at the component unit's administrative office at 1645 Lutchter Avenue, Lutchter, Louisiana, 70071.

The Parish's financial statements do not include the component units that are multi-parish component units. The multi-parish component units include:

Multi-Parish Component Unit	Fiscal Year End	Component Unit of
District Attorney of the Twenty-third Judicial District	December 31	Ascension Parish
Twenty-third Judicial District Indigent Defender Board	December 31	Ascension Parish

Considered in the determinations of component units of the reporting entity were the St. James Parish School Board, St. James Parish Assessor, St. James Parish Sheriff, St. James Clerk of Court, and the various municipalities in the Parish. It was determined that these governmental entities are not component units of the St. James Parish reporting entity. All are governed by independently elected officials. The Parish oversight unit neither appoints governing Boards nor designates management. Furthermore, the Parish has no ability to significantly influence operations nor does it have any accountability for fiscal matters of the entities. They are considered by the Parish to be separate, autonomous governments and issue financial statements separate from those of the St. James Parish reporting entity.

The Parish is responsible for appointing the members of the board of the St. James Housing Authority. The Parish's accountability for the Housing Authority does not extend beyond making the appointments. It was determined that the St. James Housing Authority is a related organization to the Parish.



**I. SUMMARY OF SIGNIFICANT ACCOUNTING POLICIES (Continued)**

**C. BASIS OF PRESENTATION**

Government-Wide Financial Statements

The government-wide financial statements (i.e., the statement of net position and the statement of activities) report information on all of the nonfiduciary activities of the Parish and its component units. For the most part, the effect of interfund activity has been removed from these statements. *Governmental activities*, which normally are supported by taxes and intergovernmental revenues, are reported separately from *business-type activities*, which rely to a significant extent on fees and charges for support. Likewise, the Parish is reported separately from certain legally separate *component units* for which the Parish is financially accountable.

These financial statements are presented in accordance with GASB Statement No. 34, *Basic Financial Statements, Management's Discussion and Analysis, for State and Local Governments*. Statement No. 34 established standards for financial reporting, with presentation requirements originally including a statement of net assets (or balance sheet), a statement of activities, and a statement of cash flows. The definition and composition of these statements, as originally defined in GASB Statement No. 34, are as amended by GASB Statements included in the following paragraphs. The Parish has also adopted the provisions of GASB Statement No. 33, *Accounting and Financial Reporting for Nonexchange Transactions* that require capital contributions to the Parish to be presented as a change in net position.

The statement of activities demonstrates the degree to which the direct expenses of a given function or segment is offset by program revenues. *Direct expenses* are those that are clearly identifiable with a specific function or segment. *Program revenues* include 1) charges to customers or applicants who purchase, use, or directly benefit from goods, services, or privileges provided by a given function or segment and 2) grants and contributions that are restricted to meeting the operational or capital requirements of a particular function or segment. Taxes and other items not properly included among program revenues are reported instead as *general revenues*.

As a general rule the effect of interfund activity has been eliminated from the government-wide financial statements. Exceptions to this general rule are payments-in-lieu of taxes and other charges between the Parish's water and gas function and various other functions of the government. Elimination of these charges would distort the direct costs and program revenues reported for the various functions concerned.

Fund Financial Statements

Separate financial statements are provided for governmental funds and proprietary funds. Major individual governmental funds and major individual enterprise funds are reported as separate columns in the fund financial statements.

The Parish reports the following major governmental funds:

The *General Fund* is the government's primary operating fund. It accounts for all financial resources of the general government, except those required to be accounted for in another fund.

The *Courthouse, Jail, and Public Buildings Maintenance Fund* accounts for the operation and maintenance of the public buildings in the Parish. Financing is provided by property taxes and state revenue sharing.

The *Parishwide Drainage Maintenance Fund* accounts for the operation and maintenance of all Parish drainage projects. Major means of financing is provided by property taxes and state revenue sharing.

**I. SUMMARY OF SIGNIFICANT ACCOUNTING POLICIES (Continued)**

**C. BASIS OF PRESENTATION (Continued)**

Fund Financial Statements (Continued)

The *Public Safety Trust Fund* provides funds to assist in paying for the cost of providing fire protection to the residents of the Parish. Major means of financing is provided by property taxes.

The *Hurricane Recovery Bonds Projects Fund* accounts for the loan proceeds from the Hurricane Disaster Loan as a means of financing the renovations needed as a result of Hurricane Ida.

The Parish reports the following major proprietary fund:

The *St. James Parish Gas & Water Distribution System Fund* accounts for the sale and distribution of gas and water to the residents of the Parish.

Additionally, the Parish reports the following non-major governmental fund types and proprietary funds:

*Special revenue funds* account for the proceeds of specific revenue sources that are legally restricted to expenditures for specified purposes.

*Debt service funds* account for the accumulation of resources for the payment of principal and interest on long-term obligation debt of governmental funds.

*Capital projects funds* account for financial resources received and used for the acquisition, construction, or improvements of capital facilities not reported in other governmental funds.

*Internal service fund* accounts for the provision of group health and life insurance provided to the Parish's employees.

**D. MEASUREMENT FOCUS / BASIS OF ACCOUNTING**

Government-Wide Financial Statements (GWFS)

The government-wide financial statements are reported using the *economic resources measurement focus* and the *accrual basis of accounting*, as are the proprietary fund financial statements. Revenues are recorded when earned and expenses net of uncollectible amounts are recorded when a liability is incurred, regardless of the timing of related cash flows. Property taxes are recognized as revenues in the year for which they are levied. Grants and similar items are recognized as revenue as soon as all eligibility requirements imposed by the provider have been met.

Fund Financial Statements (FFS)

Governmental fund financial statements are reported using the *current financial resources measurement focus* and the *modified accrual basis of accounting*. Revenues are recognized as soon as they are both measurable and available. Revenues are considered to be *available* when they are collectible within the current period or within a reasonable period of time after year end. Property tax revenues are considered available when collected within 60 days after year end. Intergovernmental revenues and grants are recognized when all eligibility requirements have been satisfied and the revenues are available. Expenditures generally are recorded when a liability is incurred, as under accrual accounting. However, debt service expenditures, as well as expenditures related to compensated absences and claims and judgments, are recorded only when a payment is due.

**I. SUMMARY OF SIGNIFICANT ACCOUNTING POLICIES (Continued)**

**D. MEASUREMENT FOCUS / BASIS OF ACCOUNTING (Continued)**

Fund Financial Statements (FFS) (Continued)

Franchise taxes, licenses, and interest associated with the current fiscal period are all considered to be susceptible to accrual and so have been recognized as revenues of the current fiscal period. Property taxes that are measurable and available (receivable within the current period and collected within the current period or within 60 days thereafter) are recognized in the year of levy. Sales and use tax revenues are considered measurable when the underlying transaction occurs and are recognized as revenue if collected soon enough to meet the availability criteria. Revenue from grants are recognized in the fiscal year in which all eligibility requirements have been satisfied. Eligibility requirements include timing requirements, which specify the year when the resources can be used. All other revenue items are considered to be measurable and available only when cash is received by the government.

Proprietary funds distinguish *operating* revenues and expenses from *nonoperating* items. Operating revenues and expenses generally result from providing services and producing and delivering goods in connection with a proprietary fund's principal ongoing operations. The principal operating revenues of the Parish's enterprise funds and the Parish's internal service fund are charges to customers for sales and services.

The St. James Parish Gas & Water Distribution System fund also recognizes as operating revenue the portion of tapping fees intended to recover the cost of connecting new customers to the system. Operating expenses for enterprise funds and the internal service fund include the cost of sales and services, administrative expenses, and depreciation on capital assets. All revenues and expenses not meeting this definition are reported as nonoperating revenues and expenses.

When both restricted and unrestricted resources are available for use, it is the government's policy to use restricted resources first, then unrestricted resources as they are needed.

**E. ASSETS, LIABILITIES, DEFERRED OUTFLOWS/INFLOWS OF RESOURCES, AND NET POSITION**

**1. Cash and Cash Equivalents**

For reporting purposes, cash and cash equivalents include interest-bearing demand deposits and short-term investments with a maturity of three months or less from the date of acquisition. Under state law, the Parish may deposit funds within a fiscal agent bank organized under the laws of the State of Louisiana, the laws of any other state in the Union, or the laws of the United States.

**2. Investments**

State statutes authorize the Parish to invest in collateralized certificates of deposits, government-backed securities, commercial paper, and mutual funds consisting solely of government-backed securities. In addition, local governments in Louisiana are authorized to invest in the Louisiana Asset Management Pool, Inc. (LAMP), a nonprofit organization formed by an initiative of the State Treasury and organized under the laws of the State of Louisiana, which operates a local government investment pool. Investments are stated at fair value. Fair value was determined using quoted market prices.

**I. SUMMARY OF SIGNIFICANT ACCOUNTING POLICIES (Continued)**

**E. ASSETS, LIABILITIES, DEFERRED OUTFLOWS/INFLOWS OF RESOURCES, AND NET POSITION (Continued)**

**3. Receivables and Payables**

Activity between funds that are representative of lending/borrowing arrangements outstanding at the end of the fiscal year are referred to as either "due to/from other funds" (i.e., the current portion of interfund loans) or "advances to/from other funds" (i.e., the non-current portion of interfund loans). All other outstanding balances between funds are reported as "due to/from other funds." Any residual balances outstanding between the governmental activities and business-type activities and any balances not eliminated due to timing differences are reported in the government-wide financial statements as "internal balances."

Advances between funds, as reported in the fund financial statements, are offset by a fund balance reserve account in applicable governmental funds to indicate that they are not available for appropriation and are not expendable, available financial resources.

All trade and property tax receivables are shown net of allowance for uncollectibles.

Property taxes and the related state revenue sharing (which is based on population and homesteads in the Parish) are recorded in the year assessed. Property taxes are assessed on a calendar year basis, become due on November 15 of each year, and become delinquent on December 31. The taxes are generally collected in December of the current year and January and February of the ensuing year.

**4. Inventory and Prepaid Items**

Inventory in the General Fund consists of expendable supplies held for consumption. The inventory is valued at cost (first-in, first-out method), and the cost is recorded as an expenditure at the time individual inventory items are requisitioned by the different departments.

Inventories in the St. James Parish Gas & Water Distribution System are stated at the lower of cost (first-in, first-out method) or net realizable value. Gas purchased in the system's lines and the water produced by the system is expensed when purchased or purified.

**5. Capital Assets**

Capital assets, which include property, plant, equipment, and infrastructure assets (e.g., roads, bridges, sidewalks, and similar items), are reported in the applicable governmental or business-type activities columns in the government-wide financial statements. Capital assets are defined by the Parish as assets with an initial, individual cost of more than \$5,000 (equipment), \$25,000 (land or land improvements), \$50,000 (buildings and leasehold improvements) or \$250,000 (infrastructure), and an estimated useful life in excess of one year. Such assets are recorded at historical cost or estimated historical cost if purchased or constructed. Donated capital assets and similar items received in service concession arrangements are recorded at acquisition value rather than fair value.

The costs of normal maintenance and repairs that do not add to the value of the asset or materially extend assets' lives are not capitalized. Major outlays for capital assets and improvements are capitalized as projects are constructed. Interest incurred during the construction phase of capital assets of business-type activities is expensed when incurred in accordance with GASB statement 89.

St. James Parish  
Convent, Louisiana  
Notes to the Financial Statements (Continued)  
December 31, 2022

---

**I. SUMMARY OF SIGNIFICANT ACCOUNTING POLICIES (Continued)**

**E. ASSETS, LIABILITIES, DEFERRED OUTFLOWS/INFLOWS OF RESOURCES, AND NET POSITION (Continued)**

**5. Capital Assets (Continued)**

Property, plant, and equipment of the governmental funds, as well as the St. James Youth Center, are depreciated using the straight-line method over the following estimated useful lives:

<u>Assets</u>	<u>Years</u>
Buildings	40 – 60
Building Improvements	7 – 20
Infrastructure	25 – 40
Heavy Equipment	10 – 20
Vehicles	5 – 8
Furniture/Office Equipment	5
Computer Equipment	5

The St. James Parish Gas & Water Distribution System's plant, property, and equipment are stated at cost and are depreciated using the straight-line method over the following estimated useful lives:

	<u>Years</u>
Utility Plant, Distribution System and Components	5 – 50
Transport Equipment	5 – 8
Office Furniture, Fixtures and Equipment	3 – 15

**6. Compensated Absences**

Parish employees earn from 12 to 18 days of both annual and sick leave each year, depending upon length of service. Sick leave may be accumulated without limitation; however, annual leave may not be carried forward from one year to the next unless approved by the Parish President. Upon retirement of an employee enrolled in the Parochial Employees' Retirement System of Louisiana or termination of the Chief Administrative Officer and Directors, unused accumulated sick leave from 15 to 60 days depending on length of service is paid to the employee at the employee's current rate of pay. Any unused annual leave is paid to the employee upon retirement or termination.

The cost of leave privileges is accrued when incurred in the government-wide and proprietary fund financial statements. A liability for these amounts is reported in the governmental funds only if they have matured, for example, as a result of employee resignations and retirements.

**7. Long-term Obligations**

In the government-wide financial statements and proprietary fund types in the fund financial statements, long-term debt and other long-term obligations are reported as liabilities in the applicable governmental activities, business-type activities, or proprietary fund type statement of net position. Bond premiums and discounts are deferred and amortized over the life of the bonds using the effective interest method. Bonds payable are reported net of the applicable bond premium or discount. Bond issuance costs are reported as an outflow of resources in the reporting period in which they are incurred.

**I. SUMMARY OF SIGNIFICANT ACCOUNTING POLICIES (Continued)**

**E. ASSETS, LIABILITIES DEFERRED OUTFLOWS/INFLOWS OF RESOURCES, AND NET POSITION (Continued)**

**7. Long-term Obligations (Continued)**

In the fund financial statements, governmental fund types recognize bond premiums and discounts, as well as bond issuance costs, during the current period. The face amount of debt issued is reported as other financing sources.

Premiums received on debt issuances are reported as other financing sources while discounts on debt issuances are reported as other financing uses. Issuance costs, whether or not withheld from the actual debt proceeds received, are reported as debt service expenditures.

**8. Net Position Classifications**

Government-Wide Financial Statements

Government-wide and proprietary net position is divided into three components:

1. Net investment in capital assets – Consists of net capital assets reduced by the outstanding balances of any related debt obligations and deferred inflows of resources attributable to the acquisition, construction, or improvement of those assets and increase by balances of deferred outflows of resources related to those assets.
2. Restricted net position – Net position is considered restricted if their use is constrained to a particular purpose. Restrictions are imposed by external organizations such as federal or state laws or buyers of the Parish's bonds. Restricted net position is reduced by liabilities and deferred inflows of resources related to the restricted assets.
3. Unrestricted net position – All other net position that does not meet the definition of "restricted" or "net investment in capital assets."

Fund Financial Statements

Accounting standards require governmental fund balances to be reported in as many as five classifications as listed below:

1. Nonspendable – amounts that cannot be spent either because they are in nonspendable form or because they are legally or contractually required to be maintained intact.
2. Restricted – amounts that can be spent only for specific purposes because of constitutional provisions or enabling legislation or because of constraints that are externally imposed by creditors, grantors, contributors, or the laws or regulations of other governments.
3. Committed – amounts that can be used only for specific purposes determined by a formal decision of the Parish Council, which is the highest level of decision-making authority. Fund balance may be committed by formally adopting a resolution prior to the end of the fiscal year. Committed amount cannot be used for any other purpose unless the Parish Council takes the same action to remove the commitment.

**I. SUMMARY OF SIGNIFICANT ACCOUNTING POLICIES (Continued)**

**E. ASSETS, LIABILITIES, DEFERRED OUTFLOWS/INFLOWS OF RESOURCES, AND NET POSITION (Continued)**

**8. Net Position Classifications (Continued)**

Fund Financial Statements (Continued)

4. Assigned – amounts that do not meet the criteria to be classified as restricted or committed but that are intended to be used for specific purposes as authorized by the Parish Council. The Parish Council has authorized the Finance Director to assign fund balance. The Parish Council may also assign fund balances. The removal of an assignment does not require any action of the Parish Council.
5. Unassigned – all other spendable amounts. The General Fund is the only fund that reports a positive unassigned fund balance.

When an expense is incurred for purposes for which both restricted and unrestricted net position are available, the Parish reduces restricted amounts first, followed by unrestricted amounts. When expenditures are incurred for purposes for which committed, assigned, or unassigned amounts are available, the Parish reduces committed amounts first, followed by assigned amounts, and finally unassigned amounts, as needed, unless the Parish has provided otherwise in its committed or assignment actions. Generally, the general fund is the only governmental fund that may reflect a positive unassigned fund balance. However, if a governmental fund other than the general fund expends more than amounts restricted, committed, or assigned, then it may be necessary to report a negative unassigned fund balance.

**9. Sales and Use Tax**

On April 4, 1981, the voters of the Parish approved a one percent sales and use tax, which is levied by the Parish and collected by the St. James Parish School Board and then remitted to the Parish. The proceeds of the tax, after paying reasonable and necessary costs and expenses of collecting and administering the tax, are dedicated as follows:

1. One-fourth is to provide care and assistance to the elderly of the Parish and provide ambulance services to Parish residents, including the acquisition, operation, and maintenance of necessary vehicles;
2. One-fourth is to provide solid waste management and disposal including the acquisition of land, plants, buildings, machinery, and necessary equipment;
3. One-fourth is to pay the cost of providing recreational facilities, including the acquisition of land, buildings, machinery, and equipment; and
4. One-fourth is to pay the general operation and maintenance costs of the Parish, to acquire capital improvements for the Parish, and to service bonds from time to time for the purpose of making capital improvements for the purposes listed above.

**10. Estimates**

The preparation of financial statements in conformity with accounting principles generally accepted in the United States of America requires management to make estimates and assumptions that affect the reported amounts of assets and liabilities and disclosure of contingent assets and liabilities at the date of the financial statements and the reported amounts of revenues, expenditures, and expenses during the reporting period. Actual results could differ from those estimates.

**I. SUMMARY OF SIGNIFICANT ACCOUNTING POLICIES (Continued)**

**E. ASSETS, LIABILITIES, DEFERRED OUTFLOWS/INFLOWS OF RESOURCES, AND NET POSITION (Continued)**

**11. Pension Plans**

The Parish is a participating employer in three cost-sharing, multiple-employer defined benefit pension plans as described in Note V C. For purposes of measuring the net pension liability, deferred outflows of resources and deferred inflows of resources related to pensions, and pension expense, information about the fiduciary net position of each of the plans, and additions to/deductions from the plan's fiduciary net position have been determined on the same basis as they are reported by the plan. For this purpose, benefit payments (including refunds of employee contributions) are recognized when due and payable in accordance with the benefit terms. Investments have been reported at fair value within each plan.

**12. Deferred Outflows/Inflows of Resources**

In addition to assets, the statement of net position will sometimes report a separate section for deferred outflows of resources. This separate financial statement element, deferred outflows of resources, represents a consumption of net assets that applies to a future period(s) and so will not be recognized as an outflow of resources (expense/expenditure) until then.

In addition to liabilities, the statement of net position will sometimes report a separate section for deferred inflows of resources. This separate financial statement element, deferred inflows of resources, represents an acquisition of net assets that applies to a future period(s) and so will not be recognized as an inflow of resources (revenues) until that time.

**F. CURRENT YEAR ADOPTION OF NEW ACCOUNTING STANDARDS**

The Parish adopted GASB Statement No. 87 (GASB 87), *Leases*. This Statement requires all leases to be reported on the statement of net position under a single accounting model for both lessors and lessees. The statement requires the recognition of lease assets or liabilities for leases previously reported as operating leases. Both operating and capital leases will be reported under this single accounting method and reported by lessees as an intangible right to use asset with a corresponding liability and by lessors as a receivable with a corresponding deferred inflow of resources. The adoption of this Statement had no effect on the Parish.

**G. CURRENT ACCOUNTING STANDARDS SCHEDULED TO BE IMPLEMENTED**

The following is a summary of accounting standards adopted by the Governmental Accounting Standards Board (GASB) that are scheduled to be implemented in the future that may affect the Parish's financial report:

GASB Statement 94, *Public-Private and Public-Public Partnerships and Availability Payment Arrangements*. This statement is intended to improve financial reporting in relation to these types of arrangements. The requirements of this statement are effective for period beginning after June 15, 2022. The Parish will include the requirements of this statement, as applicable, in its December 31, 2023 financial statements. The effect of this statement or its applicability to the Parish are unknown at this time.

GASB Statement 96, *Subscription-Based Information Technology Arrangements*. This statement is intended to streamline the accounting for these types of arrangements with those arrangements listed under GASB 87. The requirements of this statements are effective for periods beginning after June 15, 2022. The Parish will include the requirements of this statement, as applicable, in its December 31, 2023 financial statements. The effect of this statement or its applicability to the Parish are unknown at this time.

GASB Statement 97, *Certain Component Unit Criteria and Accounting and Financial Reporting for Internal Revenue Code Section 457 Deferred Compensation Plans – an amendment of GASB statements No. 14 and No. 84, and a supersession of GASB Statement No. 32*. The requirements of this statement are effective for fiscal periods beginning after June 15, 2022. The Parish will include the requirement of this statement, as applicable, in its December 31, 2023, financial statements. The effect of this statement or its applicability to the Parish are unknown at this time.



St. James Parish  
Convent, Louisiana  
Notes to the Financial Statements (Continued)  
December 31, 2022

---

## II. STEWARDSHIP, COMPLIANCE AND ACCOUNTABILITY

### A. BUDGETARY INFORMATION

The proposed budget for the year ended December 31, 2022, was completed and made available for public inspection at the Parish Council Office on November 23, 2021. A public hearing was held on December 8, 2021, for suggestions and comments from taxpayers. The proposed budget was formally adopted by the Parish on December 8, 2021. The 2022 budget, which included proposed expenditures and the means of financing them for the general, special revenue, debt service and capital projects funds, was published in the official journal fourteen (14) days prior to the public hearing.

All appropriations lapse at year-end, and any encumbrances outstanding at year-end are included in the next year's budget with funds appropriated in that year to finance them. The budget is prepared on a modified accrual basis. Formal budgetary accounts are integrated into the accounting system during the year as a management control device.

The Parish exercises budgetary control at the functional level. Within functions, the Director of Finance has the authority to make amendments as necessary. When actual revenues within a fund are failing to meet estimated annual budgeted revenues by five percent or more, and/or actual expenditures within a fund are exceeding estimated budgeted expenditures by five percent or more, a budget amendment to reflect such changes is adopted by the Parish in an open meeting. Budget amounts included in the financial statements include the original adopted budget amounts and the final amended budget.

### B. EXPENDITURES WITH UNFAVORABLE APPROPRIATIONS

For the year ended December 31, 2022, expenditures exceeded appropriations in the following individual funds:

<u>Fund</u>	<u>Budget</u>	<u>Actual</u>	<u>Unfavorable Variance</u>
Non-major Special Revenue Funds:			
CSBG	145,200	153,696	8,496
Law Enforcement Officer Witness Fees	9,500	11,050	1,550

### C. LEVIED TAXES

The following is a summary of levied property taxes for the year 2022:

	<u>Millage Rate</u>
Parishwide taxes:	
General Fund	3.20
Library	2.99
Department of Human Resources	3.91
Courthouse, Jail, and Public Buildings Maintenance	4.95
Road and Bridge Maintenance	4.95
Parishwide Drainage	2.99
Hospital District	4.73
Public Safety	3.93
Enhanced 911 System Maintenance	1.25
Consolidated General Obligation Bonds	0.50
St. James Youth Center	0.60
Special district taxes:	
Consolidated Road Lighting District #3A	1.01
Gramercy Recreation District	4.63
Fire Protection District #2	0.74
Recreation District V – General Obligation Bonds	0.70
District V Recreation	1.00

St. James Parish  
Convent, Louisiana  
Notes to the Financial Statements (Continued)  
December 31, 2022

**II. STEWARDSHIP, COMPLIANCE AND ACCOUNTABILITY (Continued)**

**C. LEVIED TAXES (Continued)**

The following are the principal taxpayers of the Parish:

<u>Taxpayer</u>	<u>Type of Business</u>	<u>2022 Assessed Valuation</u>	<u>Percentage of Total Assessed Valuation</u>
Equilon Enterprises, LLC	Oil Refinery	\$ 158,120,125	22.19%
American Styrenics LLC	Chemical Manufacturer	43,838,762	6.15%
Mosaic Fertilizer, LLC – Uncle Sam	Chemical Manufacturer	42,447,481	5.96%
Zen-Noh Grain Corporation	Grain Export	41,027,743	5.76%
Nustar Logistics, L.P.	Chemical Manufacturer	40,522,319	5.69%
Mosaic Fertilizer LLC – Faustina	Chemical Manufacturer	36,998,881	5.19%
Louisiana Sugar Refining, LLC	Sugar Refinery	25,064,531	3.52%
Shell Trading US	Oil Refinery	22,282,669	3.13%
Exxon Mobil Oil Corporation	Oil Refinery	16,707,172	2.34%
Atalco Gramercy LLC	Chemical Manufacturer	16,352,644	2.29%
Total		<u>\$ 443,362,327</u>	<u>62.22%</u>

**III. CORRECTION OF AN ERROR**

During the year ended December 31, 2022, the Parish corrected errors related to its capital assets. Capital outlay expenditures for road rehabilitation exceeded the capitalization threshold of \$250,000 for infrastructure in previous years. The prior adjustments had the following impact on the governmental activities ending net position as of December 31, 2021:

	<u>Governmental Activities</u>
Net position – December 31, 2021, as previously reported	\$ 144,013,129
Adjustment to capital assets and accumulated depreciation	2,335,792
Net position – December 31, 2021, as restated	<u>\$ 146,348,921</u>

**IV. DETAILED NOTES ON ALL FUNDS**

**A. DEPOSITS AND INVESTMENTS**

Deposits

At December 31, 2022, the Parish has deposits and certificates of deposit (book balances) as follows:

	<u>Primary Government</u>
Cash	\$ 58,121,145
Restricted Assets - Cash	1,687,911
	<u>\$ 59,809,056</u>

These deposits are stated at cost, which approximates fair value. Under state law, these deposits (or the resulting bank balances) must be secured by federal deposit insurance or the pledge of securities owned by the fiscal agent bank. The fair value of the pledged securities plus the federal deposit insurance must at all times equal the amount on deposit with the fiscal agent bank. These securities are held in the name of the pledging fiscal agent bank in a holding or custodial bank that is mutually acceptable to both parties.

St. James Parish  
Convent, Louisiana  
Notes to the Financial Statements (Continued)  
December 31, 2022

**IV. DETAILED NOTES ON ALL FUNDS (Continued)**

**A. DEPOSITS AND INVESTMENTS (Continued)**

Deposits (Continued)

At December 31, 2022, the primary government has \$60,781,150 in deposits (collected bank balances). Custodial credit risk is the risk that in the event of a bank failure, the Parish's deposits may not be returned to it. All of the primary government's deposits are either insured by federal deposit insurance or collateralized with U.S. government securities held by the pledging financial institution's trust department in the name of the Parish.

Investments

State statutes authorize the Parish to invest in Louisiana Asset Management Pool (LAMP), U.S. Treasury notes and bonds, U.S. agency securities and other governmental debt obligations with limited exceptions as noted in LA-R.S. 32.2955. Investments in time certificates of deposit can be placed with state banks, national banks or federal credit unions as permitted in state statute.

As of December 31, 2022, the Parish had its assets in money market instruments, U.S. treasury notes, and U.S. agency securities managed by financial institutions. The accounts managed by the financial institutions have a fair value of \$49,727,823 as of December 31, 2022.

The Parish's investment balance at December 31, 2022, consisted of the following:

	Standard & Poors Rating	Percentage of Total Portfolio	Fair Value	Months to Maturity					
Security				0 – 6	7 – 12	13 – 24	25 – 36	37-48	49– 60
Investments at fair value									
Commercial Paper	Aaa	6%	\$2,605,188	\$2,121,423	\$483,765	\$ -	\$ -	\$ -	\$ -
U.S. Agencies:									
U.S. Treasury Note	Aaa	32%	13,333,669	-	4,069,843	3,000,604	2,273,187	1,723,937	2,266,098
Federal National Mortgage Association	Aaa	9%	3,937,820	-	-	-	2,869,958	1,067,862	-
Federal Home Loan Mortgage Corporation	Aaa	1%	453,757	-	-	-	453,757	-	-
Federal Agriculture Mortgage Corporation	Aaa	1%	449,125	-	-	-	449,125	-	-
Federal Home Loan Bank	Aaa	13%	5,379,266	685,577	953,332	-	702,491	1,696,626	1,341,240
Federal Farm Credit Bank	Aaa	37%							
			<u>15,371,271</u>	<u>-</u>	<u>3,745,118</u>	<u>2,209,443</u>	<u>5,083,378</u>	<u>3,499,123</u>	<u>834,209</u>
		100%	<u>\$41,530,096</u>	<u>\$2,807,000</u>	<u>\$9,252,058</u>	<u>\$5,210,047</u>	<u>\$11,831,896</u>	<u>\$7,987,548</u>	<u>\$4,441,547</u>
Percentage of Portfolio Value			100%	7%	22%	13%	28%	19%	11%
Investments measured at the net asset value (NAV)									
External investment pool	AAAm		\$8,137,813	\$8,137,813	\$ -	\$ -	\$ -	\$ -	\$ -
Federal Governmental Obligation Fund	AAA		<u>59,914</u>	<u>59,914</u>	<u>-</u>	<u>-</u>	<u>-</u>	<u>-</u>	<u>-</u>
Total Investments			<u>\$49,727,823</u>	<u>\$11,004,727</u>	<u>\$9,252,058</u>	<u>\$5,210,047</u>	<u>\$11,831,896</u>	<u>\$7,987,548</u>	<u>\$4,441,547</u>

#### IV. DETAILED NOTES ON ALL FUNDS (Continued)

##### A. DEPOSITS AND INVESTMENTS (Continued)

###### Investments (Continued)

The Parish's investment policy requires all securities to be investment-grade obligations but does not address specific credit quality ratings. The Parish does not limit the amount that may be invested in securities of any one issuer. Applicable state statutes do not address credit quality ratings, concentration of credit risk by issuer, or investment maturity limitations.

As of December 31, 2022, \$8,137,813 is invested in an external investment pool, Louisiana Asset Management Pool. LAMP is administered by LAMP, Inc., a non-profit corporation organized under the laws of the State of Louisiana. Only local government entities having contracted to participate in LAMP have an investment interest in its pool of assets. The primary objective of LAMP is to provide a safe environment for the placement of public funds in short-term, high quality investments. The LAMP portfolio includes only securities and other obligations in which local governments in Louisiana are authorized to invest in accordance with LA-R.S. 33:2955.

LAMP is a governmental external investment pool that reports at net asset value. The following facts are relevant for an investment pool:

- Credit risk: LAMP is rated AAAM by Standard & Poor's.
- Custodial credit risk: LAMP participants' investments in the pool are evidenced by shares of the pool. Investments in pools should be disclosed, but not categorized because they are not evidenced by securities that exist in physical or book-entry form. The Parish's investment is with the pool, not the securities that make up the pool; therefore, no public disclosure is required.
- Concentration of credit risk: Pooled investments are excluded from the five percent disclosure requirement.
- Interest rate risk: LAMP is designed to be highly liquid to give its participants immediate access to their account balances. LAMP prepares its own interest rate risk disclosure using the weighted average maturity (WAM) method. The WAM of LAMP assets is restricted to not more than 90 days, and consists of no securities with a maturity in excess of 397 days or 762 days for U.S. Government floating/variable rate investments. The WAM for LAMP's total investments is 52 days as of December 31, 2022.
- Foreign currency risk: Not applicable.

The investments in LAMP are stated at fair value based on quoted market rates. The fair value is determined on a weekly basis by LAMP and the value of the position in the external investment pool is the same as the value of the pool shares.

LAMP, Inc. is subject to the regulatory oversight of the state treasurer and the board of directors. LAMP is not registered with the SEC as an investment company.

An annual audit of LAMP is conducted by an independent certified public accountant. The Legislative Auditor of the State of Louisiana has full access to the records of LAMP.

LAMP issues financial reports which can be obtained by writing: LAMP, Inc., 650 Poydras Street, Suite 2220, New Orleans, LA 70130.

#### IV. DETAILED NOTES ON ALL FUNDS (Continued)

##### A. DEPOSITS AND INVESTMENTS (Continued)

###### Fair Value of Financial Instruments

###### *Determination of Fair Value*

The Parish categorizes its fair value measurements within the fair value hierarchy established by generally accepted accounting principles. The hierarchy is based on the valuation inputs used to measure the fair value of the asset.

###### *Fair Value Hierarchy*

In accordance with this guidance, the Parish groups its financial assets and financial liabilities generally measured at fair value in three levels, based on the markets in which the assets and liabilities are traded and the reliability of the assumptions used to determine fair value.

- Level 1 - Valuation is based on quoted prices in active markets for identical assets or liabilities that the reporting entity has the ability to access at the measurement date. Level 1 assets and liabilities generally include debt and equity securities that are traded in an active exchange market. Valuations are obtained from readily available pricing sources for market transactions involving identical assets or liabilities.
- Level 2 - Valuation is based on inputs other than quoted prices included within level 1 that are observable for the asset or liability, either directly or indirectly. The valuation may be based on quoted prices for similar assets or liabilities; quoted prices in markets that are not active; or other inputs that are observable or can be corroborated by observable market data for substantially the full term of the asset or liability.
- Level 3 - Valuation is based on unobservable inputs that are supported by little or no market activity and that are significant to the fair value of the assets and liabilities. Level 3 assets and liabilities include financial instruments whose value is determined using pricing models, discounted cash flow methodologies, or similar techniques, as well as instruments for which determination of fair value required significant management judgment or estimation.

The following methods and assumptions were used by the Parish in estimating fair value disclosures for financial instruments:

*Securities:* Where quoted prices are available in an active market, we classify the securities within level 1 of the valuation hierarchy. Securities are defined as both long and short positions. Level 1 securities include highly liquid government bonds and exchange-traded equities.

If quoted market prices are not available, we estimate fair values using pricing models and discounted cash flows that consider standard input factors such as observable market data, benchmark yields, interest rate volatilities, broker/dealer quotes, and credit spreads. Examples of such instruments, which would generally be classified within level 2 of the valuation hierarchy, include GSE (Government sponsored enterprises) obligations, (such as Federal National Mortgage Association, Federal Home Loan Mortgage Corporation, Federal Home Loan Bank, and Federal Farm Credit Bank), corporate bonds and other securities. Mortgage backed securities are included in level 2 if observable inputs are available. In certain cases, where there is limited activity or less transparency around inputs to the valuation, we classify those securities in level 3.

St. James Parish  
Convent, Louisiana  
Notes to the Financial Statements (Continued)  
December 31, 2022

**IV. DETAILED NOTES ON ALL FUNDS (Continued)**

**A. DEPOSITS AND INVESTMENTS (Continued)**

Fair Value of Financial Instruments (Continued)

*Fair Value of Assets Measured on a Recurring Basis*

The following table presents for each of the fair value hierarchy level the Parish's financial assets and liabilities that are measured at fair value on a recurring basis at December 31, 2022:

	Level 2
U.S. Agency Securities	\$ 25,591,239
U.S. Treasury Bonds and Notes	13,333,669
Commercial Paper	2,605,188
	<u>\$ 41,530,096</u>

**B. RECEIVABLES**

Receivables as of year-end for the Parish's individual major funds and non-major and internal service funds in the aggregate, including the applicable allowances for uncollectible accounts, are as follows:

	General Fund	Courthouse, Jail, and Public Buildings Maintenance	Parishwide Drainage Maintenance	Public Safety Trust	Nonmajor Governmental Funds	Internal Service Fund	Total
Taxes							
Property	\$ 5,125,128	\$ 3,115,037	\$ 1,881,610	\$2,473,155	\$ 8,158,919	\$ -	\$ 20,753,849
Sales and Use	276,893	-	-	-	830,679	-	1,107,572
Intergovernmental							
Federal	119,066	16,495	286,246	-	744,970	-	1,166,777
State	37,207	-	-	-	74,793	-	112,000
Customers	228,888	5,346	31,276	737	194,751	-	460,998
Other	66,550	-	-	-	102,652	110,331	279,533
Gross receivables	5,853,732	3,136,878	2,199,132	2,473,892	10,106,764	110,331	23,880,729
Less: allowance for uncollectibles	-	-	-	-	-	-	-
Net receivables	5,853,732	3,136,878	2,199,132	2,473,892	10,106,764	110,331	23,880,729
Adjustment to full accrual basis	77,452	53,922	32,571	42,812	148,390	-	355,147
Total receivables	<u>\$ 5,931,184</u>	<u>\$ 3,190,800</u>	<u>\$ 2,231,703</u>	<u>\$2,516,704</u>	<u>\$ 10,255,154</u>	<u>\$ 110,331</u>	<u>\$ 24,235,876</u>

	St. James Parish Gas & Water Distribution System
Other governmental agencies	
Federal	\$ 15,644
Account	1,052,441
Gross receivables	1,068,085
Less: allowance for uncollectible	(140,709)
Net receivables – business-type funds	<u>\$ 927,376</u>

St. James Parish  
Convent, Louisiana  
Notes to the Financial Statements (Continued)  
December 31, 2022

---

**IV. DETAILED NOTES ON ALL FUNDS (Continued)**

**C. CAPITAL ASSETS**

Capital asset activity for the year ended December 31, 2022, was as follows:

Primary Government

	Beginning Balance <b>RESTATED</b>	Increases	Decreases	Ending Balance
Governmental activities:				
Capital assets, not being depreciated:				
Land	\$ 26,497,987	\$ -	\$ -	\$ 26,497,987
Construction in progress	3,279,581	2,203,947	(841,019)	4,642,509
Total capital assets, not being depreciated	29,777,568	2,203,947	(841,019)	31,140,496
Capital assets, being depreciated:				
Buildings	30,084,622	739,318	-	30,823,940
Improvements other than buildings	7,576,677	398,133	-	7,974,810
Machinery and equipment	22,624,767	2,609,402	(252,716)	24,981,453
Library collection	2,084,455	37,487	(94,766)	2,027,176
Infrastructure	60,721,239	-	-	60,721,239
Total capital assets being depreciated	123,091,760	3,784,340	(347,482)	126,528,618
Less accumulated depreciation for:				
Buildings	(12,409,163)	(785,881)	-	(13,195,044)
Improvements other than buildings	(3,320,341)	(333,966)	-	(3,654,307)
Machinery and equipment	(15,498,531)	(1,538,619)	252,716	(16,784,434)
Library collection	(2,039,422)	(45,029)	94,766	(1,989,685)
Infrastructure	(56,945,444)	(180,103)	-	(57,125,547)
Total accumulated depreciation	(90,212,901)	(2,883,598)	347,482	(92,749,017)
Total capital assets, being depreciated, net	32,878,859	900,742	-	33,779,601
Governmental activities capital assets, net	<u>\$ 62,656,427</u>	<u>\$ 3,104,689</u>	<u>\$ (841,019)</u>	<u>\$ 64,920,097</u>

St. James Parish  
Convent, Louisiana  
Notes to the Financial Statements (Continued)  
December 31, 2022

---

**IV. DETAILED NOTES ON ALL FUNDS (Continued)**

**C. CAPITAL ASSETS (Continued)**

Primary Government (Continued)

	Beginning Balance	Increases	Decreases	Ending Balance
Business-type activities:				
Capital assets, not being depreciated:				
Land	\$ 60,000	\$ -	\$ -	\$ 60,000
Construction in progress	26,886	1,545,663	(1,248,163)	324,386
Total capital assets, not being depreciated	86,886	1,545,663	(1,248,163)	384,386
Capital assets, being depreciated:				
Gas distribution system	3,190,732	757,858	-	3,948,590
Water distribution system	31,218,704	490,305	-	31,709,009
Office furniture, fixtures, and equipment	436,186	34,668	-	470,854
Transportation equipment	578,572	190,247	(47,125)	721,694
Total capital assets, being depreciated	35,424,194	1,473,078	(47,125)	36,850,147
Less accumulated depreciation for:				
Gas distribution system	(1,748,560)	(53,648)	-	(1,802,208)
Water distribution system	(16,414,114)	(869,313)	-	(17,283,427)
Office furniture, fixtures, and equipment	(344,274)	(21,223)	-	(365,497)
Transportation equipment	(474,750)	(51,417)	46,730	(479,437)
Total accumulated depreciation	(18,981,698)	(995,601)	46,730	(19,930,569)
Total capital assets, being depreciated, net	16,442,496	477,477	(395)	16,919,578
Business-type activities capital assets, net	<u>\$ 16,529,382</u>	<u>\$ 2,023,140</u>	<u>\$ (1,248,558)</u>	<u>\$ 17,303,964</u>



St. James Parish  
Convent, Louisiana  
Notes to the Financial Statements (Continued)  
December 31, 2022

**IV. DETAILED NOTES ON ALL FUNDS (Continued)**

**C. CAPITAL ASSETS (Continued)**

Primary Government (Continued)

Depreciation expense was charged to functions/programs of the primary government as follows:

	Governmental Activities	Business-type Activities
General government	\$ 424,207	\$ -
Public safety	1,206,851	-
Highway and streets, including depreciation of general infrastructure asset	425,522	-
Sanitation	104,345	-
Public transportation	101,204	-
Health and welfare	73,177	-
Culture and recreation	541,087	-
Economic development and assistance	7,205	-
Gas and water	-	995,601
Total depreciation expense	<u>\$ 2,883,598</u>	<u>\$ 995,601</u>

Construction Commitments

The government has active construction contracts at December 31, 2022, totaling \$11,305,912. The remaining commitments on active construction projects at December 31, 2022, are as follows:

Project	Contract Amount	Remaining Commitment
Governmental Funds:		
District V Recreation Building	\$ 2,863,411	\$ 1,533,090
Drainage work	734,195	412,027
Streets work	3,030,670	2,067,202
DHR Building	2,143,428	1,067,377
Various	1,146,307	251,809
Total governmental funds	<u>9,918,011</u>	<u>5,331,505</u>
Proprietary Funds:		
East Bank Water Clarifier	221,593	122,354
West Bank Natural Gas Purchase Station	240,000	75,000
Sewer Generator Addition	169,740	94,592
East Bank Gas Purchase Point Upgrade	756,568	92,973
Total proprietary funds	<u>1,387,901</u>	<u>384,919</u>
Total commitments	<u>\$ 11,305,912</u>	<u>\$ 5,716,424</u>

The Parish is involved in a dispute with a contractor and an architect over faulty construction of the District V Recreation Building included in construction in progress. Construction of that building is stopped, pending the outcome of the dispute. If the outcome for the Parish is negative and the funds dedicated for completion are not enough for the repairs, the Parish would have to identify a funding source to complete and repair the building. If the outcome is positive, the funds will be used to complete the building and do any necessary repairs.

St. James Parish  
Convent, Louisiana  
Notes to the Financial Statements (Continued)  
December 31, 2022

**IV. DETAILED NOTES ON ALL FUNDS (Continued)**

**D. INTERFUND RECEIVABLES, PAYABLES, AND TRANSFERS**

The composition of interfund balances as of December 31, 2022, is as follows:

<u>Due to/from other funds:</u>	<u>Receivable</u>	<u>Payable</u>
Governmental Funds:		
General Fund	\$ 856,749	\$ 206,952
Courthouse, Jail, and Public Buildings Maintenance	1,814	97,610
Parishwide Drainage Maintenance Fund	742,876	61,664
Public Safety Trust Fund	-	2,035,771
Nonmajor Governmental Funds	2,623,356	1,762,108
Total governmental funds	<u>4,224,795</u>	<u>4,164,105</u>
Proprietary Fund/Enterprise Fund:		
St. James Parish Gas & Water Distribution System	1,890	62,580
Total proprietary fund/enterprise fund	<u>1,890</u>	<u>62,580</u>
	<u>\$ 4,226,685</u>	<u>\$ 4,226,685</u>

Due to/from other funds are the result of transfers between funds or collections made on behalf of one fund for another which are expected to be paid within one year.

The composition of interfund transfers for the year ended December 31, 2022, is as follows:

<u>Interfund Transfers:</u>	<u>Transfers Out</u>	<u>Transfers In</u>
Governmental Funds:		
General Fund	\$ 1,210,414	\$ -
Courthouse, Jail, and Public Buildings Maintenance	-	5,814
Parishwide Drainage	22,571	700,000
Public Safety Trust Fund	2,085,343	-
Hurricane Recovery Bonds Projects Fund	409,500	-
Nonmajor governmental funds	3,759,897	6,374,349
Total governmental funds	<u>7,487,725</u>	<u>7,080,163</u>
Proprietary Fund/Enterprise Fund:		
St. James Parish Gas & Water Distribution System	1,938	409,500
Total proprietary fund/enterprise fund	<u>1,938</u>	<u>409,500</u>
Total interfund transfers	<u>\$ 7,489,663</u>	<u>\$ 7,489,663</u>

Interfund transfers are made on a regular basis to supplement other funds' sources and to provide internal financing for capital outlay.

St. James Parish  
Convent, Louisiana  
Notes to the Financial Statements (Continued)  
December 31, 2022

---

**IV. DETAILED NOTES ON ALL FUNDS (Continued)**

**E. LONG-TERM LIABILITIES**

General Obligation Bonds

The Parish issues general obligation bonds to provide funds for the acquisition and construction of major capital facilities. These bonds have been issued for governmental activities. The original amount of general obligation bonds issued in prior years was \$4,230,000. The interest rate of the general obligation bonds ranges from 2.55 – 4.65%. General obligation bonds are direct obligations and pledge the full faith and credit of the government to be paid for by Ad Valorem taxes collected. Events of default are outlined in the transcript of the General Obligation Bonds and include principal and interest payment delinquencies, bankruptcy, or covenant violations. The outstanding balance on the general obligation bonds at December 31, 2022, is \$1,230,000.

Annual debt service requirements to maturity for general obligation bonds are as follows:

<u>Year Ending</u>	<u>Governmental Activities</u>	
	<u>Principal</u>	<u>Interest</u>
2023	\$ 415,000	\$ 37,474
2024	430,000	24,506
2025	120,000	15,114
2026	130,000	9,300
2027	135,000	3,139
	<u>\$ 1,230,000</u>	<u>\$ 89,533</u>

Limited Tax Bonds

The Parish issued a limited tax bond to provide funds for the purpose of road improvements and repairs. The original amount of this limited tax bond is \$850,000. The interest rate of the limited tax bond is 2.23%. The outstanding note is secured by a special levy and collection of 4.95 mill tax. The note is subject to early termination if a 60-day written notice is provided by either party. The outstanding balance on the issue of the limited tax bond at December 31, 2022, is \$455,000.

Annual debt service requirements to maturity for limited tax bonds are as follows:

<u>Year Ending</u>	<u>Governmental Activities</u>	
	<u>Principal</u>	<u>Interest</u>
2023	\$ 85,000	\$ 10,147
2024	90,000	8,251
2025	90,000	6,234
2026	95,000	4,237
2027	95,000	2,119
	<u>\$ 455,000</u>	<u>\$ 30,988</u>

Revenue Bonds

The Parish issued a revenue bond to provide funds for projects and activities for the purpose of coastal protection. The original amount of this revenue bond is \$8,000,000. GOMESA revenues received by the Parish have been pledged for the repayment of the bond. The interest rate of the revenue bond is 3.90%. Events of default are outlined in the transcript of the Revenue Bonds and include principal and interest payment delinquencies, bankruptcy, or covenant violations. The outstanding balance on the issue of the revenue bond at December 31, 2022, is \$7,130,000.

St. James Parish  
Convent, Louisiana  
Notes to the Financial Statements (Continued)  
December 31, 2022

---

**IV. DETAILED NOTES ON ALL FUNDS (Continued)**

**E. LONG-TERM LIABILITIES (Continued)**

Revenue Bonds (Continued)

Additionally, the Parish issued a revenue bond to provide funds for Hurricane Ida recovery. The original amount of this revenue bond is \$8,000,000. Revenues received by the Parish have been pledged for the repayment of the bond. The interest rate of the revenue bond is 1.95%. Events of default are outlined in the transcript of the Revenue Bonds and include principal and interest payment delinquencies, bankruptcy, or covenant violations. The outstanding balance on the issue of the revenue bond at December 31, 2022, is \$8,000,000.

Annual debt service requirements to maturity for revenue bonds are as follows:

<u>Year Ending</u>	<u>Governmental Activities</u>	
	<u>Principal</u>	<u>Interest</u>
2023	\$ 225,000	\$ 434,070
2024	235,000	425,295
2025	240,000	416,130
2026	250,000	406,770
2027	8,260,000	299,520
2028-2032	1,465,000	1,044,615
2033-2037	1,775,000	735,345
2038-2042	2,150,000	361,530
2043-2047	530,000	22,620
	<u>\$15,130,000</u>	<u>\$ 4,145,895</u>

Legal Debt Margin-General Obligation Bonds

Governing Authority: Parish of St. James

Property taxes:

Assessed valuation, 2022 tax rolls \$ 670,183,663

Debt limit: 10% of assessed valuation (for any one purpose) \$ 67,018,366

At December 31, 2022, the Parish has no outstanding bonds that exceed the legal debt limit.

St. James Parish  
Convent, Louisiana  
Notes to the Financial Statements (Continued)  
December 31, 2022

**IV. DETAILED NOTES ON ALL FUNDS (Continued)**

**E. LONG-TERM LIABILITIES (Continued)**

Changes in Long-Term Liabilities

Long-term liability activity for the year ended December 31, 2022, was as follows:

	Beginning Balance	Additions	Reductions	Ending Balance	Due Within One Year
Governmental activities:					
Direct borrowing and placement:					
General obligation bonds	\$ 910,000	\$ -	\$ (290,000)	\$ 620,000	\$ 305,000
Limited tax bonds	540,000	-	(85,000)	455,000	85,000
GOMESA revenue bonds	7,440,000	-	(310,000)	7,130,000	225,000
Hurricane recovery revenue bonds	-	8,000,000	-	8,000,000	-
Other debt:					
General obligation bonds	715,000	-	(105,000)	610,000	110,000
Other long-term liabilities:					
Total OPEB liability	11,185,901	-	(1,511,150)	9,674,751	267,000
Net pension liability	27,279	224,162	-	251,441	-
Compensated absences	1,391,385	955,578	(901,878)	1,445,085	650,288
Governmental activity long-term liabilities	<u>\$ 22,209,565</u>	<u>\$ 9,179,740</u>	<u>\$ (3,203,028)</u>	<u>\$28,186,277</u>	<u>\$ 1,642,288</u>
Business-type activities:					
Total OPEB liability	\$ 1,402,725	\$ -	\$ (186,771)	\$ 1,215,954	\$ 33,000
Compensated absences	275,629	136,940	(175,491)	237,078	106,685
Business type activity long-term liabilities	<u>\$ 1,678,354</u>	<u>\$ 136,940</u>	<u>\$ (362,262)</u>	<u>\$ 1,453,032</u>	<u>\$ 139,685</u>

Compensated absences are generally liquidated by the fund from which the employee's salary is paid immediately prior to the date of retirement or termination.

Defeased Debt

During 2014, the Parish issued refunding bonds of \$2,530,000 to partially defease its 2005 General Obligation refunding bonds. The proceeds were deposited in an escrow account to provide for all future debt service on the 2005 series bonds until they are called on March 1, 2024. As a result, the 2005 series bonds are considered defeased, and the Parish has removed the liability from its accounts.

As of December 31, 2022, the defeased debt outstanding but removed from the government wide financial statements is \$615,000.

St. James Parish  
Convent, Louisiana  
Notes to the Financial Statements (Continued)  
December 31, 2022

---

**IV. DETAILED NOTES ON ALL FUNDS (Continued)**

**E. LONG-TERM LIABILITIES (Continued)**

Conduit Debt

The Industrial District of the Parish has issued Pollution Control Revenue Bonds, Solid Waste Disposal Revenue Bonds, and Industrial Revenue Bonds. Obligations of the industrial districts are payable solely from the income and revenues derived from the industrial districts. These bonds do not constitute a debt or pledge of the full faith and credit of the Parish and accordingly have not been reported in the accompanying financial statements.

As of December 31, 2022, there were twelve series of Pollution Control Revenue Bonds, Solid Waste Disposal Revenue Bonds, or Industrial Revenue Bonds outstanding. The aggregate principal amount payable for the series could not be determined; however, the original issue amounts totaled \$1,140,350,000.

**F. RESTRICTED ASSETS**

Restricted assets as of December 31, 2022, consist of the following:

<u>Restricted Assets</u>	<u>Amount</u>	<u>Purpose</u>
Cash:		
General Fund	\$ 1,586,715	Enterprise zone rebates
St. James Parish Gas & Water Distribution	101,196	Customer deposits
Investments:		
St. James Parish Gas & Water Distribution	500,026	Customer deposits
Total Restricted Assets	<u>\$ 2,187,937</u>	

**V. OTHER INFORMATION**

**A. RISK MANAGEMENT**

The Parish is exposed to various risks of loss related to torts; theft of, damage to, and destruction of assets; errors and omissions; injuries to employees; and natural disasters for which the Parish carries commercial insurance including: general and auto liability, errors and omissions, professional liability, law enforcement liability, workers compensation, and various property policies.

The Parish is exposed to various risks of loss related to employee health and medical claims for the employees of the Parish. The Parish established a Group Hospitalization Claims Clearing Fund (an internal service fund) to account for and finance its uninsured risks of loss. As of December 31, 2022, the Group Hospitalization Claims Clearing Fund provides coverage for up to a maximum of \$100,000 for each employee's health claims. The insurance policy will also pay aggregate claims in excess of \$3,295,524 for the policy period ending June 30, 2023. Once the aggregate claims have exceeded the aggregate amount for the policy period, the insurance policy will pay these excess claims. The maximum to be paid on these aggregate claims by the insurance company is \$1,000,000. The Parish purchases insurance for claims in excess of coverage provided by the Fund.

All funds of the Parish participate in the program and make payments to the Group Hospitalization Claims Clearing Fund based on estimates of the amounts needed to pay prior and current year claims.

St. James Parish  
Convent, Louisiana  
Notes to the Financial Statements (Continued)  
December 31, 2022

---

**V. OTHER INFORMATION (Continued)**

**A. RISK MANAGEMENT (Continued)**

The claims liability of \$425,000 reported in the Fund at December 31, 2022, is based on the requirements of Section C50 of the GASB Codification of Governmental and Financial Reporting Standards, which requires that a liability for claims be reported if information prior to the issuance of the financial statements indicates that it is probable that a liability has been incurred at the date of the financial statements and the amount of the loss can be reasonably estimated. The result of the process to estimate the claims liability is not an exact amount as it depends on many complex factors, such as inflation, changes in legal doctrines, and damage awards.

Accordingly, claims are reevaluated periodically to consider the effects of inflation, recent claim settlement trends (including frequency and amount of pay-outs), and other economic and social factors. The estimate of the claims liability also includes amounts for incremental claim adjustment expenses related to specific claims and other claim adjustment expenses regardless of whether allocated to specific claims. Changes in the Fund's claims liabilities during the past two years are as follows:

	Year Ended 12/31/22	Year Ended 12/31/21
Unpaid claims, beginning of year	\$ 425,000	\$ 250,000
Incurred claims	2,170,837	2,251,855
Claim payments	(2,170,837)	(2,076,855)
Unpaid claims, end of year	<u>\$ 425,000</u>	<u>\$ 425,000</u>

**B. CONTINGENT LIABILITIES**

The Parish is a defendant in various lawsuits. Although the outcome of these lawsuits is not presently determinable, in the opinion of legal counsel the resolution of these matters will not have a material adverse effect on the financial condition of the Parish.

Amounts received or receivable from grant agencies are subject to audit and adjustment by grantor agencies, principally the federal government. Any disallowed claims, including amounts already collected, may constitute a liability of the applicable funds. The amount, if any, of expenditures that may be disallowed by the grantor cannot be determined at this time although the Parish expects such amounts, if any, to be immaterial.

**C. DEFINED BENEFIT PENSION PLANS**

The Parish is a participating employer in three cost-sharing defined benefit pension plans. These plans are administered by three public employee retirement systems, the Parochial Employees' Retirement System of Louisiana (PERS), the District Attorneys' Retirement System (DARS), and the Registrar of Voters Employees' Retirement System (ROVERS). Article X, Section 29(F) of the Louisiana Constitution of 1974 assigns the authority to establish and amend benefit provisions of these plans to the State Legislature. Each system is administered by a separate board of trustees and all Systems are component units of the State of Louisiana.

**V. OTHER INFORMATION (Continued)**

**C. DEFINED BENEFIT PENSION PLANS (Continued)**

Each of the Systems issues an annual publicly available financial report that includes financial statements and required supplementary information for the System. These reports may be obtained by writing, calling or downloading the reports as follows:

PERS:  
7905 Wrenwood Blvd.  
Baton Rouge, LA 70809  
(225) 928-1361  
[www.persla.org](http://www.persla.org)

DARS:  
1645 Nicholson Drive  
Baton Rouge, LA 70802-8143  
(225) 267-4824  
[www.ladars.org](http://www.ladars.org)

ROVERS:  
PO Box 1959  
Gonzales, LA 70707  
(800) 510-8515  
[www.larovers.com](http://www.larovers.com)

**Plan Descriptions:**

**Parochial Employees' Retirement System of Louisiana (PERS)**

The Parochial Employees' Retirement System of Louisiana (PERS) is the administrator of a cost-sharing multiple-employer defined benefit pension plan. The System was established and provided by R.S.11:1901 of the Louisiana Revised Statute (LRS). The System provides retirement benefits to employees of taxing districts of a parish or any branch or section of a parish within the State which does not have their own retirement system and which elects to become members of the System. The System is composed of two distinct plans, Plan A and Plan B, with separate assets and benefit provisions. All employees of the Parish are members of Plan A.

**District Attorneys' Retirement System (DARS)**

The District Attorneys' Retirement System, State of Louisiana is the administrator of a cost-sharing multiple employer defined benefit pension plan. The System was established on the first day of August, 1956 and was placed under the management of the board of trustees for the purpose of providing retirement allowances and other benefits as stated under the provisions of R.S. 11, Chapter 3 for district attorneys and their assistants in each parish.

All persons who are district attorneys of the State of Louisiana, assistant district attorneys in any parish of the State of Louisiana, or employed by this retirement system and the Louisiana District Attorneys' Association except for elected or appointed officials who have retired from service under any publicly funded retirement system within the state and who are currently receiving benefits, shall become members as a condition of their employment; provided, however, that in the case of assistant district attorneys, they must be paid an amount not less than the minimum salary specified by the board for assistant district attorneys. The projection of benefit payments in the calculation of the total pension liability includes all benefits to be provided to current active and inactive employees through the System in accordance with the benefit terms and any additional legal agreements to provide benefits that are in force at the measurement date.

**Registrar of Voters Employees' Retirement System (ROVERS)**

The System was established on January 1, 1955, for the purpose of providing retirement allowances and other benefits as stated under the provisions of R.S. Title 11:2032, as amended, for registrars of voters, their deputies and their permanent employees in each parish. The projection of benefit payments in the calculation of the total pension liability includes all benefits to be provided to current active and inactive employees through the System in accordance with the benefit terms and any additional legal agreements to provide benefits that are in force at the measurement date.



St. James Parish  
Convent, Louisiana  
Notes to the Financial Statements (Continued)  
December 31, 2022

**V. OTHER INFORMATION (Continued)**

**C. DEFINED BENEFIT PENSION PLANS (Continued)**

Funding Policy

Article X, Section 29(E)(2)(a) of the Louisiana Constitution of 1974 assigns the Legislature the authority to determine employee contributions. Employer contributions are actuarially determined using statutorily established methods on an annual basis and are constitutionally required to cover the employer's portion of the normal cost and provide for the amortization of the unfunded accrued liability. Employer contributions are adopted by the Legislature annually upon recommendation of the Public Retirement Systems' Actuarial Committee (PRSAC).

Contributions to the plans are required and determined by State statute (which may be amended) and are expressed as a percentage of covered payroll. The contribution rates in effect for the year ended December 31, 2022, for the Government and covered employees were as follows:

	Government	Employees
Parochial Employees' Retirement System of Louisiana:		
Plan A	11.50%	9.50%
District Attorneys' Retirement System	9.50%	8.00%
Registrar of Voters Employees' Retirement System	18.00%	7.00%

The contributions made to the Systems for the past three fiscal years, which equaled the required contributions for each of these years, were as follows:

	December 31,		
	2022	2021	2020
Parochial Employees' Retirement System of Louisiana:			
Plan A	\$ 1,205,208	\$ 1,204,839	\$ 1,076,820
District Attorneys' Retirement System	11,403	6,640	1,676
Registrar of Voters Employees' Retirement System	5,451	5,147	5,163

Pension Liabilities, Pension Expense, and Deferred Outflows of Resources and Deferred Inflows of Resources Related to Pensions

The following schedule lists the Government's proportionate share of the Net Pension Liability allocated by each of the pension plans based on measurement dates of December 31, 2021, for PERS Plan A, and June 30, 2022, for DARS and ROVERS. The Government uses these measurements to record its Net Pension Liability and associated amounts as of December 31, 2022, in accordance with GASB Statement 68. The schedule also includes the proportionate share allocation rate used at December 31, 2021, along with the change compared to the December 31, 2020, rate for PERS Plan A, and at June 30, 2022, along with the change compared to the June 30, 2021, rate for DARS and ROVERS. The Government's proportion of the Net Pension Liability was based on the Agency's contributions to the pension plan relative to the contributions of all participating employers.

St. James Parish  
Convent, Louisiana  
Notes to the Financial Statements (Continued)  
December 31, 2022

**V. OTHER INFORMATION (Continued)**

**C. DEFINED BENEFIT PENSION PLANS (Continued)**

Pension Liabilities, Pension Expense, and Deferred Outflows of Resources and Deferred Inflows of Resources Related to Pensions (Continued)

	Net Pension Liability (Asset) at Measurement Date	Rate at Measurement Date	Increase (Decrease) to Prior Year Measurement Date
Governmental Activities:			
Parochial Employees' Retirement System of Louisiana:			
Plan A	\$ (5,975,023)	1.470333%	0.143010%
District Attorneys' Retirement System	200,800	0.186407%	0.067110%
Registrar of Voters Employees' Retirement System	50,641	0.206526%	0.016130%
	<u>\$ (5,723,582)</u>		

Business-type Activities:

Parochial Employees' Retirement System of Louisiana:			
Plan A	<u>\$ (950,884)</u>	1.470333%	0.143010%

The following schedule lists each pension plan's recognized pension expense plus employer's amortization of change in proportionate share and differences between employer contributions and proportionate share of contributions by the Parish for the year ended December 31, 2022:

	<u>Pension Expense</u>
Parochial Employees' Retirement System of Louisiana:	
Plan A	\$ (1,129,345)
District Attorneys' Retirement System	67,027
Registrar of Voters Employees' Retirement System	9,442
	<u>\$ (1,052,876)</u>

At December 31, 2022, the Parish reported deferred outflows of resources and deferred inflows of resources related to pensions from the following sources:

	<u>PERSLA</u>		<u>Other Plans</u>	
	Deferred Outflows of Resources	Deferred Inflows of Resources	Deferred Outflows of Resources	Deferred Inflows of Resources
Differences between expected and actual experience	\$ 418,453	\$ (501,967)	\$ 16,466	\$ (10,065)
Changes of assumptions	361,200	-	47,780	-
Net difference between projected and actual earnings on pension plan investments	-	(5,990,790)	77,506	-
Changes in proportion and differences between Employer contributions and proportionate share of contributions	107,013	(11,016)	31,475	(4,961)
Employer contributions subsequent to the measurement date	1,205,208	-	8,454	-
Total	<u>\$ 2,091,874</u>	<u>\$ (6,503,773)</u>	<u>\$ 181,681</u>	<u>\$ (15,026)</u>

St. James Parish  
Convent, Louisiana  
Notes to the Financial Statements (Continued)  
December 31, 2022

**V. OTHER INFORMATION (Continued)**

**C. DEFINED BENEFIT PENSION PLANS (Continued)**

Pension Liabilities, Pension Expense, and Deferred Outflows of Resources and Deferred Inflows of Resources Related to Pensions (Continued)

Summary totals of deferred outflows of resources and deferred inflows of resources by pension plan:

	Deferred Outflows of Resources	Deferred Inflows of Resources
Parochial Employees' Retirement System of Louisiana:		
Plan A	\$ 2,091,874	\$ (6,503,773)
District Attorneys' Retirement System	152,186	(9,315)
Registrar of Voters Employees' Retirement System	29,495	(5,711)
	<u>\$ 2,273,555</u>	<u>\$ (6,518,799)</u>

The Parish reported a total of \$1,213,662 as a deferred outflow of resources related to pension contributions made subsequent to each plan's respective measurement period which will be recognized as a reduction in net pension liability in the year ended December 31, 2023. The following schedule lists the pension contributions made subsequent to the measurement period for each pension plan:

	Subsequent Contributions
Parochial Employees' Retirement System of Louisiana:	
Plan A	\$ 1,205,208
District Attorneys' Retirement System	5,728
Registrar of Voters Employees' Retirement System	2,726
	<u>\$ 1,213,662</u>

Other amounts reported as deferred outflows of resources and deferred inflows of resources related to pensions will be recognized as an increase (decrease) in pension expense as follows:

Year	PERS A	DARS	ROVERS	Total
2023	\$ (1,090,273)	\$ 40,063	\$ 2,806	\$ (1,047,404)
2024	(2,328,132)	31,176	4,386	(2,292,570)
2025	(1,555,354)	28,594	3,427	(1,523,333)
2026	(643,348)	37,310	10,439	(595,599)
	<u>\$ (5,617,107)</u>	<u>\$ 137,143</u>	<u>\$ 21,058</u>	<u>\$ (5,458,906)</u>

St. James Parish  
Convent, Louisiana  
Notes to the Financial Statements (Continued)  
December 31, 2022

**V. OTHER INFORMATION (Continued)**

**C. DEFINED BENEFIT PENSION PLANS (Continued)**

Actuarial Assumptions

A summary of the actuarial methods and assumptions used in determining the total pension liability for each pension plan as of December 31, 2021, for PERS and June 30, 2022, for both DARS and ROVERS is as follows:

	<b>PERS</b>	<b>DARS</b>	<b>ROVERS</b>
<b>Valuation Date</b>	December 31, 2021	June 30, 2022	June 30, 2022
<b>Actuarial Cost Method</b>	Plan A - Entry Age Normal Cost Plan B - Entry Age Normal Cost	Entry Age Normal Cost	Entry Age Normal Cost
<b>Actuarial Assumptions:</b>			
<b>Expected Remaining</b>			
<b>Service Lives</b>	4 years	5 years	5 years
<b>Investment Rate of Return</b>	6.40% net of investment expenses	6.10% net of investment expenses	6.25% net of investment expenses
<b>Inflation Rate</b>	2.30% per annum	2.20% per annum	2.30% per annum
<b>Mortality</b>	Pub-2010 Public Retirement Plans Mortality Table for Health Retirees multiplied by 130% for males and 125% for females using MP2018 scale for annuitant and beneficiary mortality. For employees, the Pub-2010 Public Retirement Plans Mortality Table for General Employees multiplied by 130% for males and 125% for females using MP2018 scale. Pub-2010 Public Retirement Plans Mortality Table for General Disabled Retirees multiplied by 130% for males and 125% for females using MP2018 scale for disabled annuitants.	Pub-2010 Public Retirement Plans Mortality Table for General Above-Median Employees multiplied by 115% for males and females for current employees, each with full generational projection using the MP2019 scale. Pub-2010 Public Retirement Plans Mortality Table for General Above-Median Healthy Retirees multiplied by 115% for males and females for annuitants and beneficiaries, each with full generational projection using the MP2019 scale. Pub2010 Public Retirement Plans Mortality Table for General Disabled Retirees multiplied by 115% for males and females for disabled retirees, each with full generational projections using the MP2019 scale.	RP-2010 Public Retirement Plans Mortality Table for general employees multiplied by 120% for males and 120% for females each with full generational projection using the appropriate MP-2019 improvement scale - Employees, Annuitant and Beneficiaries. RP-2010 Public Retirement Plans Mortality Table for general disabled retirees multiplied by 120% for males and 120% for females each with full generational projection using the appropriate MP-2019 improvement scale - Disabled Annuitants.
<b>Salary Increases</b>	4.75% - Plan A , 4.25% - Plan B	5.00% (2.2% Inflation, 2.8% Merit)	5.25%
<b>Cost of Living Adjustments</b>	The present value of future retirement benefits is based on benefits currently being paid by the System and includes previously granted cost of living increases. The present values do not include provisions for potential future increases not yet authorized by the Board of Trustees.	Only those previously granted.	The present value of future retirement benefits is based on benefits currently being paid by the System and includes previously granted cost of living increases. The present values do not include provisions for potential future increases not yet authorized by the Board of Trustees as they were deemed not to be substantively automatic.

St. James Parish  
Convent, Louisiana  
Notes to the Financial Statements (Continued)  
December 31, 2022

---

**V. OTHER INFORMATION (Continued)**

**C. DEFINED BENEFIT PENSION PLANS (Continued)**

Actuarial Assumptions (Continued)

The following schedule list the methods used by each of the retirement systems in determining the long term rate of return on pension plan investments:

PERS	DARS	ROVERS
The long-term expected rate of return on pension plan investments was determined using a triangulation method which integrated the capital asset pricing model (top-down), a treasury yield curve approach (bottom-up) and an equity building-block model (bottom-up). Risk returns and correlations are projected on a forward looking basis in equilibrium, in which best estimates of expected future real rates of return (expected returns, net of pension plan investment expense and inflation) are developed for each major asset class. These rates are combined to produce the long-term expected rate of return by weighting the expected future real rates of return by the target asset allocation percentage and by adding expected inflation of 2.10% and an adjustment for the effect of rebalancing/diversification. The resulting expected long-term rate of return is 7.00% for the year ended December 31, 2021.	The long-term expected rate of return on pension plan investments was determined using a building-block method in which best-estimate ranges of expected future real rates of return (expected returns, net of pension plan investment expense and inflation) are developed for each major asset class. These ranges are combined to produce the long-term expected rate of return by weighting the expected future real rates of return by the target asset allocation percentage and by adding expected inflation. The resulting long-term rate of return is 7.69% for the year ended June 30, 2022.	The long-term expected rate of return on pension plan investments was determined using a building-block method in which best-estimate ranges of expected future real rates of return (expected returns, net of pension plan investment expense, and inflation) are developed for each major asset class. These ranges are combined to produce the long-term expected rate of return by weighting the expected future real rates of return by the target asset allocation percentage and by adding expected inflation. The resulting long-term rate of return is 8.75% for the year ended June 30, 2022.

St. James Parish  
Convent, Louisiana  
Notes to the Financial Statements (Continued)  
December 31, 2022

**V. OTHER INFORMATION (Continued)**

**C. DEFINED BENEFIT PENSION PLANS (Continued)**

Actuarial Assumptions (Continued)

The following table provides a summary of the best estimates of arithmetic/geometric real rates of return for each major asset class included in each of the Retirement Systems target asset allocations as of December 31, 2021 for PERS and as of June 30, 2022 for both DARS and ROVERS:

Asset Class	Target Allocation			Long-Term Expected Real Rate of Return		
	PERS	DARS	ROVERS	PERS	DARS	ROVERS
Equities	51.00%	57.11%	57.50%	3.23%	10.57%	4.51%
Fixed income	33.00%	30.19%	22.50%	0.85%	2.95%	0.66%
Alternatives	14.00%	12.67%	10.00%	0.71%	6.00%	0.63%
Real assets	2.00%	-	10.00%	0.11%	-	0.45%
Cash	-	0.03%	-	-	-	-
Total	100%	100%	100%	4.90%	5.01%	6.25%
Inflation				2.10%	2.68%	2.50%
Expected Arithmetic Nominal Return				7.00%	7.69%	8.75%

Discount Rate

The projection of cash flows used to determine the discount rate assumed that plan member contributions will be made at the current contribution rate and that sponsor contributions will be made at rates equal to the difference between actuarially determined contribution rates and the member rate. Based on those assumptions, each of the pension plan's fiduciary net position was projected to be available to make all projected future benefit payments of current plan members. Therefore, the long-term expected rate of return on pension plan investments was applied to all periods of projected benefit payments to determine the total pension liability. The discount rate used to measure the total pension liability for PERS was 6.40% for the year ended December 31, 2021. The discount rate used to measure the total pension liability for DARS and ROVERS was 6.10% and 6.25%, respectively for the year ended June 30, 2022.

St. James Parish  
Convent, Louisiana  
Notes to the Financial Statements (Continued)  
December 31, 2022

**V. OTHER INFORMATION (Continued)**

**C. DEFINED BENEFIT PENSION PLANS (Continued)**

Sensitivity of the Employer's Proportionate Share of the Net Pension Liability (Asset) to Changes in the Discount Rate

The following table presents the Government's proportionate share of the Net Pension (NP) Liability (Asset) using the discount rate of each Retirement System as well as what the Government's proportionate share of the NP Liability (Asset) would be if it were calculated using a discount rate that is one percentage-point lower or one percentage-point higher than the current rate used by each of the Retirement Systems:

	<u>1.0% Decrease</u>	<u>Current Discount Rate</u>	<u>1.0% Increase</u>
PERS A			
Rates	5.40%	6.40%	7.40%
Parish's Share of NP Liability (Asset)	\$ 1,234,756	\$ (6,925,907)	\$ (13,761,956)
DARS			
Rates	5.10%	6.10%	7.10%
Parish's Share of NP Liability (Asset)	\$ 336,759	\$ 200,800	\$ 86,756
ROVERS			
Rates	5.25%	6.25%	7.25%
Parish's Share of NP Liability (Asset)	\$ 81,873	\$ 50,641	\$ 24,075

Payables to the Pension Plan

The Parish recorded accrued liabilities to each of the Retirement Systems for the year ended December 31, 2022 mainly due to the accrual for payroll at the end of each of the fiscal years. The amounts due are included in liabilities under the amounts reported as accounts, salaries and benefits. The balance due to each for the retirement systems at December 31 is as follows:

	<u>2022</u>
Governmental Activities:	
Parochial Employees' Retirement System of Louisiana:	
Plan A	\$ 436,942
District Attorneys' Retirement System	1,776
Registrar of Voters Employees' Retirement System	<u>582</u>
	<u>\$ 439,300</u>
Business-type Activities:	
Parochial Employees' Retirement System of Louisiana:	
Plan A	<u>\$ 70,465</u>

St. James Parish  
Convent, Louisiana  
Notes to the Financial Statements (Continued)  
December 31, 2022

---

**V. OTHER INFORMATION (Continued)**

**D. DEFERRED COMPENSATION PLAN**

The Parish offers its employees a deferred compensation plan created in accordance with Internal Revenue Code Section 457. The plan, available to all Parish employees, permits them to defer a portion of their salary until future years. The deferred compensation is not available to employees until termination, retirement, or unforeseeable emergency.

Effective January 3, 2000, all permanent, full-time employees of the Parish are eligible to participate in the voluntary matching deferred compensation program offered by the Parish. The program provides a yearly matching contribution, based on the employee's length of service. The maximum yearly matching contribution by the Parish is \$2,000 per employee. The Parish's contribution to the plan for the year ended December 31, 2022, was \$169,114.

**E. POSTEMPLOYMENT HEALTH CARE BENEFITS (OPEB)**

General Information about the OPEB Plan

*Plan Description* - The Parish provides certain continuing health care benefits for its retired employees. The Parish's OPEB Plan is a single-employer defined benefit OPEB plan administered by the Parish. The authority to establish and/or amend the obligation of the employer, employees and retirees rests with the Parish. No assets are accumulated in a trust that meets the criteria in Government Accounting Standards Board Codification Section P52 *Postemployment Benefits Other Than Pensions – Reporting for Benefits Not Provided Through Trusts That Meet Specified Criteria – Defined Benefit*.

*Benefits Provided* - Medical/dental benefits are provided through a self-insured comprehensive health benefit program. Full details are contained in the official plan documents. Medical benefits are provided to employees upon retirement according to the retirement eligibility provisions are as follows: 30 years of service at any age; age 55 and 25 years of service; age 60 and 10 years of service; or, age 65 and 7 years of service. Employees hired on or after January 1, 2007, have the following retirement eligibility provisions: 30 years of service at any age; age 62 and 10 years of service; or age 67 and 7 years of service.

*Employees covered by benefit terms* – At December 31, 2022, the following employees were covered by the benefit terms:

Inactive employees or beneficiaries currently receiving benefit payments	34
Inactive employees entitled to but not yet receiving benefit payments	-
Active employees	<u>203</u>
	<u><u>237</u></u>



St. James Parish  
Convent, Louisiana  
Notes to the Financial Statements (Continued)  
December 31, 2022

---

**V. OTHER INFORMATION (Continued)**

**E. POSTEMPLOYMENT HEALTH CARE BENEFITS (OPEB) (Continued)**

Total OPEB Liability

The Parish's total OPEB liability of \$10,890,705 was measured as of December 31, 2022, and was determined by an actuarial valuation as of that date.

*Actuarial Assumptions and other inputs* – The total OPEB liability in the December 31, 2022, actuarial valuation was determined using the following actuarial assumptions and other inputs, applied to all periods included in the measurement, unless otherwise specified:

Inflation	2.5%
Salary increases	4.0%, including inflation
Discount rate	2.06% annually (beginning of year to determine ADC)
	3.72% annually (as of end of year measurement date)
Healthcare cost trend rates	5.50% annually

The discount rate was based on the Bond Buyers' 20 Year General Obligation municipal bond index as of December 31, 2022, the end of the applicable measurement period.

Mortality rates were based on the SOA RP-2014 Table Employee/Healthy Annuitant without projection.

The actuarial assumptions used in the December 31, 2022, valuation were based on the results of ongoing evaluations of the assumptions from January 1, 2009, to December 31, 2022.

Changes in the Total OPEB Liability

Balance at December 31, 2021	<u>\$ 12,588,626</u>
Changes for the year:	
Service cost	216,918
Interest	256,059
Differences between expected and actual experience	(1,210,762)
Changes in assumptions	(642,936)
Benefit payments and net transfers	(317,200)
Net changes	<u>(1,697,921)</u>
Balance at December 31, 2022	<u><u>\$ 10,890,705</u></u>

Benefit payments due within one year are estimated to be approximately \$267,000 for governmental activities and \$33,000 for business-type activities of the primary government.

St. James Parish  
Convent, Louisiana  
Notes to the Financial Statements (Continued)  
December 31, 2022

---

**V. OTHER INFORMATION (Continued)**

**E. POSTEMPLOYMENT HEALTH CARE BENEFITS (OPEB) (Continued)**

Changes in the Total OPEB Liability (continued)

*Sensitivity of the total OPEB liability to changes in the discount rate* – The following presents the total OPEB liability of the Parish, as well as what the Parish's total OPEB liability would be if it were calculated using a discount rate that is 1-percentage-point lower (2.72%) or 1-percentage-point higher (4.72%) than the current discount rate:

	1.0% Decrease (2.72%)	Current Discount Rate (3.72%)	1.0% Increase (4.72%)
<u>Total OPEB liability</u>	<u>\$ 13,161,997</u>	<u>\$ 10,890,705</u>	<u>\$ 9,137,560</u>

*Sensitivity of the total OPEB liability to changes in the healthcare cost trend rates* – The following presents the total OPEB liability of the Parish, as well as what the Parish's total OPEB liability would be if it were calculated using healthcare cost trend rates that are 1-percentage-point lower (4.5%) or 1-percentage-point higher (6.5%) than the current healthcare trend rates:

	1.0% Decrease (4.5%)	Current Trend (5.5%)	1.0% Increase (6.5%)
<u>Total OPEB liability</u>	<u>\$ 9,358,088</u>	<u>\$ 10,890,705</u>	<u>\$ 12,894,327</u>

OPEB Expense and Deferred Outflows of Resources and Deferred Inflows of Resources Related to OPEB

For the year ended December 31, 2022, the Parish recognized OPEB expense of \$425,971. At December 31, 2022, the Parish reported deferred outflows of resources and deferred inflows of resources related to OPEB from the following sources:

	Deferred Outflows of Resources	Deferred Inflows of Resources
Differences between expected and actual experience	\$ 705,197	\$ (1,117,545)
Changes in assumptions	1,525,414	(1,065,400)
Total	<u>\$ 2,230,611</u>	<u>\$ (2,182,945)</u>

Amounts reported as deferred outflows of resources and deferred inflows of resources related to OPEB will be recognized in OPEB expense as follows:

Years Ending December 31:	
2023	\$ (47,005)
2024	(47,005)
2025	(41,370)
2026	(214,466)
2027	156,271
Thereafter	241,241
	<u>\$ 47,666</u>

## V. OTHER INFORMATION (Continued)

### F. PROPERTY TAX ABATEMENT

The local government is subject to certain property tax abatements granted by the Louisiana State Board of Commerce and Industry (the "State Board"), a state entity governed by board members representing major economic groups and gubernatorial appointees. Abatements to which the government may be subject include those issued for property taxes under the Industrial Tax Exemption Program ("ITEP") and the Restoration Tax Abatement Program ("RTAP"). In addition, the local government has the authority to grant sales tax rebates to taxpayers pursuant to the Enterprise Zone Tax Rebate Program ("EZ Program"). For the year ending December 31, 2022, the government participated in the Industrial Tax Exemption Program and the Enterprise Zone Tax Rebate Program.

Under the ITEP, as authorized by *Article 7, Section 21(F) of the Louisiana Constitution and Executive Order Number JBE 2016-73*, companies that qualify as manufacturers can apply to the State Board for a property tax exemption on all new property, as defined, used in the manufacturing process. Under the ITEP, companies are required to promise to expand or build manufacturing facilities in Louisiana, with a minimum investment of \$5 million. The exemptions are granted for a 5-year term and are renewable for an additional 5-year term upon approval by the State Board. In the case of the local government, these state-granted abatements have resulted in reductions of property taxes, which the tax assessor administers as a temporary reduction in the assessed value of the property involved. The abatement agreements stipulate a percentage reduction of property taxes, which can be as much as 100 percent. The local government may recapture abated taxes if a company fails to expand facilities or otherwise fails to fulfill its commitments under the agreement.

Under the EZ Program, as authorized by Louisiana Revised Statute 51:1787, companies can apply for a state or local sales tax refund on eligible spending related to a project that creates a minimum number of permanent full-time jobs within certain specified geographic areas or certain targeted groups. To qualify, a company must either create a minimum of 5 net new full-time jobs within 24 months of the project start date or increase their current nationwide workforce by 10% within the first 12 months. These new employees must be from one of four targeted groups: i) residents living within certain geographic areas; ii) people receiving an approved form of public assistance; iii) people lacking basic skills – a person performing below a ninth grade proficiency in reading, writing and math; or iv) people unemployable by traditional standards. The company must certify that their new employees fall into one of the four targeted groups. Companies accepted into the EZ Program must document the sales taxes paid on qualifying purchases during the project. Upon completion of the project, the company must submit a request to receive a rebate of those sales taxes paid on qualifying purchases. The local government is authorized to establish the percent of the sales tax subject to the rebate. A local government is strictly prohibited from rebating any sales tax that is dedicated to the repayment of bonded indebtedness or dedicated to schools.

Taxes abated for the fiscal year ended December 31, 2022, were as follows:

Tax Abatement/Refund Program	Approximate Amount of Taxes Abated During the Fiscal Year
Industrial Tax Exemption Program	\$ 12,300,000
Enterprise Zone Tax Rebate Program	150,000

**V. OTHER INFORMATION (Continued)**

**G. HURRICANE IDA**

On August 29, 2021, Hurricane Ida made landfall on the Louisiana coast near Port Fourchon as a Category 4 hurricane. This caused extensive damage through southeast Louisiana. As a result, the Parish experienced significant damage amounting to over \$8 million. Property insurance maintained by the Parish covered more than \$2 million of the total damage costs. The Parish retains responsibility for the remaining \$6 million. The Parish intends to seek reimbursement for this amount from Federal Emergency Management Agency's (FEMA) Disaster Public Assistance Grant at a rate of 100% of eligible costs incurred during the first 45 days after Ida's landfall and at a rate of 90% of eligible costs incurred after the first 45 days. Of the \$6 million anticipated, the Parish has recovered over \$4 million from FEMA as of December 31, 2022.

**H. EQUILON ENTERPRISES, LLC**

Equilon Enterprises, LLC, the Parish's largest property and sales tax paying entity, decommissioned its oil refinery in Convent, Louisiana during 2021. The closure had widespread impact that affected 700 refinery employees, 400 contract workers, and many support businesses. Approximately 22% of the Parish-wide ad valorem taxable value is now at risk with an estimated \$6 million in tax losses spread over the next several years. However, due to the Parish's access to the Mississippi River, it is anticipated that these losses will be remedied by new business seeking to build along the river.

**I. SUBSEQUENT EVENTS**

On March 21, 2023, a lawsuit was filed against the Parish alleging unconstitutional land use practices. The lawsuit seeks to prohibit the Parish from issuing future industrial permits in certain areas of the Parish. The potential impact to the Parish is unknown at this time.

**J. SELECTED DISCLOSURES FOR DISCRETELY PRESENTED COMPONENT UNITS**

Financial reporting standards require footnote disclosures on discretely presented component units considering both the units' significance relative to the total discretely component units and the nature and significance of the units' relationship to the primary government (the Parish). As such, the following disclosures are presented:

**1. St. James Parish Hospital**

**Deposits**

State law requires collateralization of all deposits with federal depository insurance and other acceptable collateral in specific amounts. The Hospital's deposit policy for custodial credit risk requires compliance with the provisions of state law, which are to be insured or collateralized by U.S. government securities held by the pledging financial institution's trust department in the name of the Hospital.

Custodial Credit Risk - Custodial credit risk for deposits is the risk that in the event of a bank failure, the Hospital's deposits may not be returned to them. As of March 31, 2022, \$7,405,105 of the Hospital's bank balance totaling \$7,911,231 was exposed to custodial credit risk. At each institution, \$250,000 of deposits was secured by federal deposit insurance coverage, which was not exposed to custodial credit risk. The remaining deposits, which were exposed to custodial credit risk, were secured by the pledge of securities owned by the fiscal agent bank.

St. James Parish  
Convent, Louisiana  
Notes to the Financial Statements (Continued)  
December 31, 2022

**V. OTHER INFORMATION (Continued)**

**J. SELECTED DISCLOSURES FOR DISCRETELY PRESENTED COMPONENT UNITS (Continued)**

**1. St. James Parish Hospital (Continued)**

**Investments**

The Hospital's investments generally are reported at fair value. The Hospital categorizes its fair value measurements within the fair value hierarchy established by generally accepted accounting principles. The hierarchy is based on valuation inputs used to measure the fair value of the asset. Level 1 inputs are quoted prices in active markets for identical assets; Level 2 inputs are significant other observable inputs; Level 3 inputs are significant unobservable inputs.

The Hospital had the following recurring fair value measurements as of March 31, 2022.

Investments by Fair Value Level	3/31/2022	Level 1	Level 2	Level 3
U.S Agencies	\$ 12,546,182	\$ 1,323,212	\$ 11,222,970	\$ -
Total	\$ 12,546,182	\$ 1,323,212	\$ 11,222,970	\$ -

The Hospital had the following investment maturities as of March 31, 2022.

Investment Type	Carrying Amount	Investment Maturities (in Years)			
		Less than 1	1-5	6-10	More than 10
U.S Agencies	\$ 12,546,182	\$ 1,652,896	\$ 10,893,286	\$ -	\$ -
Total	\$ 12,546,182	\$ 1,652,896	\$ 10,893,286	\$ -	\$ -

*Interest Rate Risk* – The Hospital's investment policy does not limit investment maturities as a means of managing its exposure to fair value losses arising from changing interest rates.

*Credit Risk* – The Hospital's investment policy, in compliance with Louisiana Revised Statute 33:2955, allows the Hospital to invest in United States Treasuries, United States Agency securities, and certificates of deposit. As of March 31, 2022, the Hospital's investment in U.S. Agencies were rated Aaa by Moody's Investors Service and AA+ by Standard & Poor's.

*Concentration of Credit Risk* – The Hospital's investment policy does not limit the amount the Hospital may invest in any one issuer. More than 5 percent of the Hospital's investments are in the Federal Credit Bank, the Federal Home Loan Bank, the Federal Home Loan Mortgage Corporation, and the Federal National Mortgage Association. These investments are 10 percent, 59 percent, 18 percent, and 13 percent of total investments, respectively as of March 31, 2022.

**Patient Accounts Receivable**

Patient accounts receivable for the Hospital at March 31, 2022, consist of the following:

Gross patient receivables	\$ 9,409,280
Less: allowance for contractual adjustments and doubtful accounts	(6,837,876)
Net patient receivables	\$ 2,571,404

St. James Parish  
Convent, Louisiana  
Notes to the Financial Statements (Continued)  
December 31, 2022

---

**V. OTHER INFORMATION (Continued)**

**J. SELECTED DISCLOSURES FOR DISCRETELY PRESENTED COMPONENT UNITS (Continued)**

**1. St. James Parish Hospital (Continued)**

**Restricted Assets and Internally Designated Assets**

The amounts reported as restricted assets for St. James Parish Hospital are comprised of cash held by the trustee bank for debt service on behalf of the Hospital related to their required long-term debt. In addition, internally designated funds for capital acquisitions are set aside under the control of the Board of Commissioners who may, at its discretion, use these funds for other purposes.

The restricted assets and internally designated assets, which consist of cash, certificates of deposits, and U.S. Agencies, as of March 31, 2022, are as follows:

Held by trustee for debt service	
Sinking fund	\$ 137
Reserve fund-rural development	1,136,696
Contingency fund	775,695
Rural development transfer account	68,392
Internally designated for capital acquisitions	<u>12,546,182</u>
Total restricted assets and internally designated assets	<u>\$ 14,527,102</u>

**Capital Assets**

Activity for St. James Parish Hospital for the year ended March 31, 2022, was as follows:

	March 31, 2021	Additions	Disposals	March 31, 2022
Capital assets not being depreciated:				
Land	\$ 1,480,915	\$ -	\$ -	\$ 1,480,915
Construction in progress	<u>948,277</u>	<u>3,580,917</u>	<u>(4,416,710)</u>	<u>112,484</u>
Total capital assets not being depreciated	<u>2,429,192</u>	<u>3,580,917</u>	<u>(4,416,710)</u>	<u>1,593,399</u>
Capital assets being depreciated:				
Building and improvements	29,226,596	206,722	-	29,433,318
Equipment	<u>11,233,478</u>	<u>4,263,269</u>	<u>(41,309)</u>	<u>15,455,438</u>
Total capital assets being depreciated	<u>40,460,074</u>	<u>4,469,991</u>	<u>(41,309)</u>	<u>44,888,756</u>
Less: Total accumulated depreciation	<u>(21,325,541)</u>	<u>(1,827,102)</u>	<u>41,309</u>	<u>(23,111,334)</u>
Total capital assets being depreciated, net	<u>19,134,533</u>	<u>2,642,889</u>	<u>-</u>	<u>21,777,422</u>
Business-type activities capital assets, net	<u>\$ 21,563,725</u>	<u>\$ 6,223,806</u>	<u>\$ (4,416,710)</u>	<u>\$ 23,370,821</u>

For the year ended March 31, 2022, depreciation expense was \$1,827,102.

St. James Parish  
Convent, Louisiana  
Notes to the Financial Statements (Continued)  
December 31, 2022

---

**V. OTHER INFORMATION (Continued)**

**J. SELECTED DISCLOSURES FOR DISCRETELY PRESENTED COMPONENT UNITS (Continued)**

**1. St. James Parish Hospital (Continued)**

**Long-Term Liabilities**

Long-term liability activity for St. James Parish Hospital for the year ended March 31, 2022, was as follows:

	Balance March 31, 2021	Additions	Retirements	Balance March 31, 2022	Due Within One Year
Revenue Bonds					
Series 2008 R-1	\$ 6,355,638	\$ -	\$ (128,350)	\$ 6,227,288	\$ 134,206
Series 2014	4,530,476	-	(489,724)	4,040,752	505,072
	-	2,558,435	(213,179)	2,345,256	426,362
Total Debt	<u>\$ 10,886,114</u>	<u>\$2,558,435</u>	<u>\$ (831,253)</u>	<u>\$ 12,613,296</u>	<u>\$ 1,065,640</u>

On July 2, 2008, the Hospital issued \$7,600,000 of Revenue Bonds, Series 2008 R-1, as a single, fully-registered bond issue, payable through July 2, 2048, at an interest rate of 4.125%.

On June 4, 2014, the Hospital issued \$7,470,000 of Hospital Revenue Refunding Bonds, Series 2014, as a single, fully-registered bond issue, payable through June 2, 2029, at an interest rate of 3.09% to current refund \$8,185,000 of outstanding 2008 Series A-D bonds with an average interest rate of 7.80%. The proceeds of \$7,470,000, together with internal funds of \$1,856,370 (which includes monies in the existing sinking fund, a call premium, a forward fee, and accrued interest), were used to secure the repayment of the outstanding 2008 Series bonds. As a result, the 2008 Series bonds are considered to be defeased and the liability for those bonds has been removed from the general long-term debt account group.

The current refunding resulted in a difference between the reacquisition price and the net carrying amount of the old debt of \$1,176,708. This difference, reported in the accompanying financial statements as a deferred outflow of resources, is being charged to operations through the year 2030 using the straight-line method. For the year ended March 31, 2022, the deferred amount on refunding totaled \$575,280.

The bonds are collateralized by a pledge of the Hospital Service District's revenue, land, building and improvements, and personal property thereon. Under the terms of the revenue note indenture, the Hospital is required to maintain certain deposits with a trustee. Such deposits are included in restricted and internally designated assets in the statements of net position. These funds are maintained at the Trustee and require monthly funding by the Hospital Service District. The revenue note indenture also requires that the Hospital satisfy certain measures of financial performance as long as the notes are outstanding. The Hospital was in compliance with all covenants of its outstanding bond issues at March 31, 2022.

St. James Parish  
Convent, Louisiana  
Notes to the Financial Statements (Continued)  
December 31, 2022

---

**V. OTHER INFORMATION (Continued)**

**J. SELECTED DISCLOSURES FOR DISCRETELY PRESENTED COMPONENT UNITS (Continued)**

**1. St. James Parish Hospital (Continued)**

**Long-Term Liabilities (Continued)**

Scheduled interest and principal payments on long-term debt at March 31, 2022, are as follows:

FYE March 31	Note Payable		Revenue Bonds	
	Principal	Interest	Principal	Interest
2023	\$ 426,362	\$ -	\$ 639,278	\$ 372,052
2024	426,421	-	660,750	350,581
2025	426,421	-	682,954	328,376
2026	426,421	-	705,918	305,412
2027	426,421	-	729,667	281,663
2028-2032	213,210	-	2,248,794	1,095,108
2033-2037	-	-	1,101,755	840,805
2038-2042	-	-	1,353,644	588,916
2043-2047	-	-	1,663,123	279,437
2048-2050	-	-	482,157	13,572
	<u>\$ 2,345,256</u>	<u>\$ -</u>	<u>\$10,268,040</u>	<u>\$ 4,455,922</u>

**Information Technology Contract**

In 2021, the Hospital entered into a seven-year equipment, software and services agreement with a major information technology vendor. The agreement generally commits the Hospital to the purchase of a variety of information technology products and services from this vendor for a defined payment stream over the term of the contract. The contract included a seven-year zero percent financing agreement for certain equipment, software licenses and supporting fees totaling \$2,558,435, maturing in 2028.

The following table summarizes the future payment commitments by the year under the contract pertaining to fees, subscriptions, and other related services as of March 31, 2022:

Year ending March 31,	Software Maintenance Obligation
2023	\$ 594,903
2024	594,903
2025	594,903
2026	594,903
2027	594,903
2028-2031	2,082,160
	<u>\$ 5,056,675</u>



**V. OTHER INFORMATION (Continued)**

**J. SELECTED DISCLOSURES FOR DISCRETELY PRESENTED COMPONENT UNITS (Continued)**

**1. St. James Parish Hospital (Continued)**

**Pension Plan**

Plan Description

The Hospital is a member of the Parochial Employees' Retirement System of Louisiana ("PERS" or the "System"), a cost-sharing multiple-employer defined benefit pension plan. All full-time, permanent employees working at least 28 hours per week who are paid wholly or in part from the Hospital's funds are eligible to participate in PERS Plan B ("Plan B").

Under PERS Plan B, any member can retire providing he/she meets one of the following:

For employees hired prior to January 1, 2007:

1. Age 55 with thirty (30) years of creditable service
2. Age 60 with a minimum of ten (10) years of creditable service
3. Age 65 with a minimum of seven (7) years of creditable service

For employees hired after January 1, 2007:

1. Age 55 with thirty (30) years of service
2. Age 62 with ten (10) years of service
3. Age 67 with seven (7) years of service

Generally, the monthly amount of the retirement allowance for any member of Plan B shall consist of an amount equal to two (2) percent of the member's final average compensation multiplied by his years of creditable service. However, under certain conditions, as outlined in the statutes, the benefits are limited to specified amounts. The System also provides death and disability benefits. Benefits are established by state statute.

The System issues a publicly available financial report that includes financial statements and required supplementary information.

That report may be obtained by writing to the Parochial Employees' Retirement System, Post Office Box 14619, Baton Rouge, Louisiana 70898-4619, accessed via internet at [www.persla.gov](http://www.persla.gov), or calling (225) 928-1361.

Contributions

Contributions to Plan B include one-fourth of one percent of the taxes shown to be collectible by the tax rolls of each parish except Orleans and East Baton Rouge parishes. Plan B members are required to contribute 3 percent of their annual covered salary. The Hospital is required to contribute at an actuarially determined rate. The current rate is 7.5 percent of annual covered salary for the year ended March 31, 2022. As provided by LRS 11:103, the employer contributions are determined by actuarial valuation and are subject to change each year based on the results of the valuation of the prior year. The Hospital's contributions to Plan B for the year ended March 31, 2022 were \$768,600.

St. James Parish  
Convent, Louisiana  
Notes to the Financial Statements (Continued)  
December 31, 2022

---

**V. OTHER INFORMATION (Continued)**

**J. SELECTED DISCLOSURES FOR DISCRETELY PRESENTED COMPONENT UNITS (Continued)**

**1. St. James Parish Hospital (Continued)**

**Pension Plan (Continued)**

Net Pension Asset

At March 31, 2022, the Hospital reported an asset of \$5,047,237 for its proportionate share of the net pension asset. The net pension asset was measured as of December 31, 2021, and was determined by actuarial valuation as of that date. The Hospital's proportion of the net pension liability was based on a projection of the Hospital's long-term share of contributions to the pension plan relative to the projected contributions of all municipalities, actuarially determined. At December 31, 2021, the Hospital's proportion was 9.032106%.

For the year ended March 31, 2022, the Hospital recognized pension expense of \$801,434. At March 31, 2022, the Hospital reported deferred outflows of resources and deferred inflows of resources related to its pension from the following sources:

	Deferred Outflows of Resources	Deferred Inflows of Resources
Differences between expected and actual experience	\$ 95,907	\$ 536,395
Net difference between projected and actual earnings on pension plan investments	-	3,288,092
Changes in assumptions	202,756	-
Changes in proportion and differences between Hospital change in proportion	4,786	7,500
Pension contributions subsequent to measurement date	175,313	-
	<u>\$ 478,762</u>	<u>\$ 3,831,987</u>

In the year ended March 31, 2022, \$175,313 reported as deferred outflows of resources related to pensions resulting from the Hospital's contributions subsequent to the measurement date will be recognized as an addition (reduction) of the net pension liability.

Other amounts reported as deferred outflows of resources and deferred inflows of resources related to pensions will be recognized as an expense in pension expense/(benefit) as follows:

Year Ending	Amount
2023	\$ (728,598)
2024	(1,460,375)
2025	(986,702)
2026	(352,863)
Total	<u>\$ (3,528,538)</u>

St. James Parish  
Convent, Louisiana  
Notes to the Financial Statements (Continued)  
December 31, 2022

**V. OTHER INFORMATION (Continued)**

**J. SELECTED DISCLOSURES FOR DISCRETELY PRESENTED COMPONENT UNITS (Continued)**

**1. St. James Parish Hospital (Continued)**

**Pension Plan (Continued)**

Actuarial Assumptions

A summary of the actuarial methods and assumptions used in determining the net position liability as of March 31, 2022, is as follows:

Valuation Date	December 31, 2021
Actuarial Cost Method	Entry Age Normal
Investment Return	6.40% (net of Investment Expense including inflation)
Expected Remain Service Life	4 Years
Projected Salary Increase	4.25% (1.95% Merit / 2.30% Inflation)
Cost of Living Adjustments	The present value of future retirement benefits is based on benefits currently being paid by the System and includes previously granted cost of living increases. The present values do not include provisions for potential future increases not yet authorized by the Board of Trustees.
Mortality	PUB--2010 Public Retirement Plans Mortality Table for General Employees selected for employees. Pub-2010 Public Retirement Plans Mortality Table for Healthy Retirees were selected for annuitants and beneficiaries. PUB--2010 Public Retirement Plans Mortality Table for General Disabled Retirees was selected for disabled annuitants.

Best estimates of arithmetic real rates of return for each major asset class included in the System's target asset allocation as of December 31, 2021, are summarized in the following table:

<u>Asset Class</u>	<u>Target Asset Allocation</u>	<u>Long-Term Expected Portfolio Real Rate of Return</u>
Fixed Income	33%	0.85%
Equity	51%	3.23%
Alternatives	14%	0.71%
Real Assets	2%	0.11%
	<u>100%</u>	<u>4.90%</u>
Inflation		2.10%
Expected Arithmetic Normal Return		<u>7.00%</u>

**V. OTHER INFORMATION (Continued)**

**J. SELECTED DISCLOSURES FOR DISCRETELY PRESENTED COMPONENT UNITS (Continued)**

**1. St. James Parish Hospital (Continued)**

**Pension Plan (Continued)**

The long-term expected rate of return on pension plan investments was determined using a triangulation method which integrated the CAPM pricing model (top-down), a treasury yield curve approach (bottom-up), and an equity building-block model (bottom-up). Risk return and correlations are projected on a forward looking basis in equilibrium, in which best estimates of expected future real rates of return (expected returns, net of pension plan investment expense and inflation) are developed for each major asset class. These rates are combined to produce the long-term expected rate of return by weighting the expected future real rates of return by the target asset allocation percentage and by adding expected inflation of 2.10% and an adjustment for the effect of rebalancing/diversification. The resulting expected long-term rate of return is 7.00%, for the year ended December 31, 2021.

The discount rate used to measure the total pension liability was 6.40% for Plan B. The projection of cash flows used to determine the discount rate assumed that contributions from plan members will be made at the current contribution rates and that contributions from participating employers and non-employer contributing entities will be made at the actuarially determined contribution rates, which are calculated in accordance with relevant statutes and approved by the Board of Trustees and the Public Retirement System's Actuarial Committee. Based on those assumptions, the System's fiduciary net position was projected to be available to make all projected future benefit payments of current plan members. Therefore, the long-term expected rate of return on pension plan investments was applied to all periods of projected benefit payments to determine the total pension liability.

Sensitivity of the Hospital's Proportionate Share of the Net Pension Asset (Liability) to Changes in the Discount Rate

The following presents the net pension asset (liability) of the Hospital as of March 31, 2022, using the discount rate of 6.40%:

	<u>1% Decrease (5.40%)</u>	<u>Current Discount Rate (6.40%)</u>	<u>1% Increase (7.40%)</u>
Hospital's proportionate share of the net pension asset (liability)	\$ 435,867	\$ 5,047,237	\$ 8,903,581

**Paycheck Protection Program**

On August 27, 2021, the Hospital's Paycheck Protection Program Loan was forgiven in the amount of \$2,282,000. The Hospital recognized this as a gain on debt extinguishment and included in nonoperating revenues for the year ended March 31, 2022.

**Patient Service Revenue**

The Hospital has agreements with third-party payors providing payments to the Hospital at amounts different from the Hospital's established rates. A summary of the payment arrangements with major third-party payors follows:

**V. OTHER INFORMATION (Continued)**

**J. SELECTED DISCLOSURES FOR DISCRETELY PRESENTED COMPONENT UNITS (Continued)**

**1. St. James Parish Hospital (Continued)**

**Patient Service Revenue (Continued)**

Medicare – Since obtaining critical access designation, inpatient and outpatient services rendered to Medicare programs beneficiaries are reimbursed under cost reimbursement methodologies. The Hospital is reimbursed by the Medicare fiscal intermediary at a tentative interim rate with final settlement determined with the submission of annual cost reports and audits. The Hospital's Medicare cost reports have been filed with the Medicare fiscal intermediary through March 31, 2022. Desk reviews have been performed on reports issued through March 31, 2020.

Medicaid – Inpatient and outpatient services rendered to Medicaid program beneficiaries are reimbursed under a cost reimbursement methodology. The Hospital is reimbursed at a tentative rate with final settlement determined after submission of annual cost reports by the Hospital and audits thereof by the Medicaid fiscal intermediary. The Hospital's Medicaid cost reports have been filed with the fiscal intermediary through March 31, 2022. A desk review has been performed on Medicaid reports issued through March 31, 2017.

The Hospital has also entered into payment agreements with certain commercial insurance carriers, health management organizations, and preferred provider organizations. The basis for payment to the Hospital under these agreements includes prospectively determined rates per discharge, discounts from established charges, prospectively determined daily rates, and Medicare fee schedules.

The Hospital is located in Lutcher, Louisiana and grants credits without personal collateral to its patients and their insurance companies, most of whom are residents in the area. The mix of patient service revenues as of March 31, 2022, is as follows:

Medicare	14%
Medicare Advantage	29
Medicaid	23
Commercial Providers	32
Self-pay	2
	<u>100%</u>

**Insurance Programs**

Risk Management

The Hospital is exposed to various risks of loss related to torts; theft of, damage to, and destruction of assets; errors and omissions; injuries to employees; and natural disasters. The Hospital is a member of two separate trust funds established by the Louisiana Hospital Association that encompasses self-insurance of (1) hospital professional liability and comprehensive general liability, and (2) statutory workers' compensation. The Hospital carries commercial insurance for all other risk of loss.

St. James Parish  
Convent, Louisiana  
Notes to the Financial Statements (Continued)  
December 31, 2022

---

**V. OTHER INFORMATION (Continued)**

**J. SELECTED DISCLOSURES FOR DISCRETELY PRESENTED COMPONENT UNITS (Continued)**

**1. St. James Parish Hospital (Continued)**

**Insurance Programs (Continued)**

The trust funds for professional liability/comprehensive general liability and statutory workers' compensation are pooling arrangements whereby there is a sharing of risk among the participants of the trust funds. The Hospital reports its premiums as insurance expenditures and expenses these premiums over the pro rata periods involved.

The Hospital is self-insured for its employees' health claims. The Hospital has commercial insurance that provides coverage for claims in excess of certain self-insured limits. The Hospital accrued approximately \$624,000 at March 31, 2022.

The following table summarized the changes to the self-insured liability:

<u>Year ended March 31,</u>	<u>Beginning of fiscal year liability</u>	<u>Current year claims and change in estimate</u>	<u>Claims paid</u>	<u>Balance at fiscal year end</u>
2022	\$ 200,000	\$ 2,349,484	\$(1,925,591)	\$ 623,893

**REQUIRED SUPPLEMENTARY INFORMATION OTHER  
THAN MANAGEMENT'S DISCUSSION AND ANALYSIS**





## **MAJOR GOVERNMENTAL FUNDS**

### **General Fund**

The General Fund is the principal fund of the Parish and is used to account for resources traditionally associated with government which are not required legally or by sound financial management to be accounted for in another fund.

### **Courthouse, Jail, and Public Buildings Maintenance Fund**

The Courthouse, Jail, and Public Buildings Maintenance Fund accounts for the operation and maintenance of the public buildings in the Parish. Financing is provided by property taxes and state revenue sharing.

### **Parishwide Drainage Maintenance Fund**

The Parishwide Drainage Maintenance Fund accounts for the operations and maintenance of all Parish drainage projects. Major means of financing is provided by property taxes and state revenue sharing.

### **Public Safety Trust Fund**

The Public Safety Trust Fund provides funds to assist in paying for the cost of providing ambulance services to the residents of the parish. Financing is provided by property taxes.

### **Hurricane Recovery Bonds Projects Fund**

The Hurricane Recovery Bonds Projects Fund accounts for the \$8,000,000 in loan proceeds from the Hurricane Disaster Loan. These funds will be reserved for infrastructure replacement/renovation that is needed as a result of Hurricane Ida.

St. James Parish  
Convent, Louisiana  
General Fund  
Schedule of Revenues, Expenditures, and Changes in Fund Balances  
Budget and Actual  
For the Year Ended December 31, 2022

	Budget		Actual	Variance with Final Budget Positive (Negative)
	Original	Final		
Revenues:				
Taxes:				
Property	\$ 3,993,700	\$ 4,486,100	\$ 4,727,564	\$ 241,464
Voluntary payments in lieu of taxes	550,000	588,100	650,907	62,807
Sales and use	1,350,100	1,229,700	1,415,113	185,413
Alcoholic beverages (beer)	18,400	18,700	18,708	8
Licenses and permits	801,100	862,100	904,235	42,135
Intergovernmental:				
Federal	22,900	942,700	381,515	(561,185)
State	477,900	718,400	927,655	209,255
Local	115,600	106,300	141,073	34,773
Investment earnings (losses)	9,400	(273,900)	(200,323)	73,577
Other	591,800	658,350	718,989	60,639
Total revenues	<u>7,930,900</u>	<u>9,336,550</u>	<u>9,685,436</u>	<u>348,886</u>
Expenditures:				
Current:				
General government	5,818,600	5,915,200	5,051,333	863,867
Public safety	1,249,600	1,264,400	1,250,761	13,639
Public housing	2,400	2,500	732	1,768
Health and welfare	2,205,500	2,100,600	2,034,633	65,967
Economic development	499,700	448,500	392,700	55,800
Capital outlay	1,715,000	1,220,700	1,160,094	60,606
Total expenditures	<u>11,490,800</u>	<u>10,951,900</u>	<u>9,890,253</u>	<u>1,061,647</u>
Excess of revenues over (under)				
expenditures before other financing sources (uses)	<u>(3,559,900)</u>	<u>(1,615,350)</u>	<u>(204,817)</u>	<u>1,410,533</u>
Other financing sources (uses):				
Transfers in	1,210,700	40,900	-	(40,900)
Transfers out	<u>(1,496,900)</u>	<u>(1,687,300)</u>	<u>(1,210,414)</u>	<u>476,886</u>
Total other financing sources (uses)	<u>(286,200)</u>	<u>(1,646,400)</u>	<u>(1,210,414)</u>	<u>435,986</u>
Net change in fund balance	(3,846,100)	(3,261,750)	(1,415,231)	1,846,519
Fund balance, beginning of year	14,281,628	15,748,934	15,748,934	-
Fund balance, end of year	<u>\$ 10,435,528</u>	<u>\$ 12,487,184</u>	<u>\$ 14,333,703</u>	<u>\$ 1,846,519</u>

St. James Parish  
Convent, Louisiana  
Courthouse, Jail, and Public Buildings Maintenance Fund  
Schedule of Revenues, Expenditures, and Changes in Fund Balances  
Budget and Actual  
For the Year Ended December 31, 2022

	Budget		Actual	Variance with Final Budget Positive (Negative)
	Original	Final		
Revenues:				
Taxes:				
Property	\$ 2,781,000	\$ 3,122,800	\$ 3,291,333	\$ 168,533
Intergovernmental:				
Federal	-	121,700	137,068	15,368
State	14,000	9,100	13,425	4,325
Local	-	-	33	33
Investment earnings (losses)	8,100	(505,200)	(399,045)	106,155
Other	400	800	6,075	5,275
Total revenues	<u>2,803,500</u>	<u>2,749,200</u>	<u>3,048,889</u>	<u>299,689</u>
Expenditures:				
Current:				
General government	2,874,800	2,696,100	2,436,389	259,711
Public safety	168,000	144,600	77,436	67,164
Capital outlay	<u>1,170,000</u>	<u>838,000</u>	<u>431,439</u>	<u>406,561</u>
Total expenditures	<u>4,212,800</u>	<u>3,678,700</u>	<u>2,945,264</u>	<u>733,436</u>
Excess of revenues over (under) expenditures before other financing sources (uses)	<u>(1,409,300)</u>	<u>(929,500)</u>	<u>103,625</u>	<u>1,033,125</u>
Other financing sources (uses):				
Operating transfers in	66,600	-	5,814	5,814
Transfers out	<u>(800,000)</u>	<u>-</u>	<u>-</u>	<u>-</u>
Total other financing sources (uses)	<u>(733,400)</u>	<u>-</u>	<u>5,814</u>	<u>5,814</u>
Net change in fund balance	(2,142,700)	(929,500)	109,439	1,038,939
Fund balance, beginning of year	<u>12,142,669</u>	<u>13,911,216</u>	<u>13,911,216</u>	<u>-</u>
Fund balance, end of year	<u>\$ 9,999,969</u>	<u>\$ 12,981,716</u>	<u>\$ 14,020,655</u>	<u>\$ 1,038,939</u>

St. James Parish  
Convent, Louisiana  
Parishwide Drainage Maintenance Fund  
Schedule of Revenues, Expenditures, and Changes in Fund Balances  
Budget and Actual  
For the Year Ended December 31, 2022

	Budget		Actual	Variance with Final Budget Positive (Negative)
	Original	Final		
Revenues:				
Taxes:				
Property	\$ 1,680,000	\$ 1,886,600	\$ 1,988,093	\$ 101,493
Intergovernmental:				
Federal	600,000	1,877,100	1,618,580	(258,520)
State	290,800	316,400	367,511	51,111
Local	-	2,300	2,307	7
Investment earnings (losses)	3,900	(114,100)	(51,826)	62,274
Other	-	-	14,577	14,577
Total revenues	<u>2,574,700</u>	<u>3,968,300</u>	<u>3,939,242</u>	<u>(29,058)</u>
Expenditures:				
Current:				
Public safety	4,434,700	4,802,700	4,696,672	106,028
Capital outlay	898,000	642,000	630,215	11,785
Total expenditures	<u>5,332,700</u>	<u>5,444,700</u>	<u>5,326,887</u>	<u>117,813</u>
Excess of revenues over (under)				
expenditures before other financing sources (uses)	<u>(2,758,000)</u>	<u>(1,476,400)</u>	<u>(1,387,645)</u>	<u>88,755</u>
Other financing sources (uses):				
Transfers in	-	700,000	700,000	-
Transfers out	-	-	(22,571)	(22,571)
Total other financing sources (uses)	<u>-</u>	<u>700,000</u>	<u>677,429</u>	<u>(22,571)</u>
Net change in fund balance	(2,758,000)	(776,400)	(710,216)	66,184
Fund balance, beginning of year	4,148,222	5,108,672	5,108,672	-
Fund balance, end of year	<u>\$ 1,390,222</u>	<u>\$ 4,332,272</u>	<u>\$ 4,398,456</u>	<u>\$ 66,184</u>

St. James Parish  
Convent, Louisiana  
Public Safety Trust Fund  
Schedule of Revenues, Expenditures, and Changes in Fund Balances  
Budget and Actual  
For the Year Ended December 31, 2022

	Budget		Actual	Variance with Final Budget Positive (Negative)
	Original	Final		
Revenues:				
Taxes:				
Property	\$ 2,207,000	\$ 2,479,600	\$ 2,613,122	\$ 133,522
Investment earnings (losses)	1,100	(9,800)	(5,510)	4,290
Other	-	10,000	36,387	26,387
Total revenues	<u>2,208,100</u>	<u>2,479,800</u>	<u>2,643,999</u>	<u>164,199</u>
Expenditures:				
Current:				
Public safety	853,200	560,000	441,777	118,223
Capital outlay	-	167,300	167,331	31
Total expenditures	<u>853,200</u>	<u>727,300</u>	<u>609,108</u>	<u>118,254</u>
Excess of revenues over expenditures before other financing sources (uses)	<u>1,354,900</u>	<u>1,752,500</u>	<u>2,034,891</u>	<u>282,391</u>
Other financing uses:				
Transfers out	<u>(1,814,200)</u>	<u>(2,018,000)</u>	<u>(2,085,343)</u>	<u>(67,343)</u>
Total other financing sources uses	<u>(1,814,200)</u>	<u>(2,018,000)</u>	<u>(2,085,343)</u>	<u>(67,343)</u>
Net change in fund balance	(459,300)	(265,500)	(50,452)	215,048
Fund balance, beginning of year	<u>1,018,283</u>	<u>1,180,652</u>	<u>1,180,652</u>	<u>-</u>
Fund balance, end of year	<u>\$ 558,983</u>	<u>\$ 915,152</u>	<u>\$ 1,130,200</u>	<u>\$ 215,048</u>

St. James Parish  
Convent, Louisiana  
Hurricane Recovery Bonds Projects Fund  
Schedule of Revenues, Expenditures, and Changes in Fund Balances  
Budget and Actual  
For the Year Ended December 31, 2022

	Budget		Actual	Variance with Final Budget Positive (Negative)
	Original	Final		
Other financing uses:				
Bond issuance costs	-	(80,000)	(79,820)	180
Proceeds from debt issuance	-	8,000,000	8,000,000	-
Transfers out	-	(455,000)	(409,500)	45,500
Total other financing uses	-	7,465,000	7,510,680	45,680
Net change in fund balance	-	7,465,000	7,510,680	45,680
Fund balance, beginning of year	-	-	-	-
Fund balance, end of year	<u>\$ -</u>	<u>\$ 7,465,000</u>	<u>\$ 7,510,680</u>	<u>\$ 45,680</u>

St. James Parish  
Convent, Louisiana  
Schedule of Changes in Total Other Postemployment Benefits Liability and Related Ratios  
December 31, 2022

Financial statement reporting date	December 31, 2018	December 31, 2019	December 31, 2020	December 31, 2021	December 31, 2022
Measurement date	December 31, 2018	December 31, 2019	December 31, 2020	December 31, 2021	December 31, 2022
<b>Total OPEB Liability</b>					
Service cost	\$ 191,373	\$ 164,616	\$ 225,562	\$ 259,264	\$ 216,918
Interest	315,976	344,095	300,901	239,942	256,059
Difference between expected and actual experience	(31,457)	195,429	(323,972)	738,402	(1,210,762)
Changes of assumptions	(895,456)	2,091,326	295,806	127,075	(642,936)
Benefit payments	(469,893)	(276,548)	(135,941)	(188,157)	(317,200)
<b>Net change in total OPEB liability</b>	<u>(889,457)</u>	<u>2,518,918</u>	<u>362,356</u>	<u>1,176,526</u>	<u>(1,697,921)</u>
<b>Total OPEB liability - beginning</b>	<u>9,420,283</u>	<u>8,530,826</u>	<u>11,049,744</u>	<u>11,412,100</u>	<u>12,588,626</u>
<b>Total OPEB liability - ending</b>	<u><u>\$ 8,530,826</u></u>	<u><u>\$ 11,049,744</u></u>	<u><u>\$ 11,412,100</u></u>	<u><u>\$ 12,588,626</u></u>	<u><u>\$ 10,890,705</u></u>
Covered-employee payroll	\$ 6,683,335	\$ 6,950,668	\$ 7,726,745	\$ 8,035,815	\$ 9,396,023
Net OPEB liability as a percentage of covered-employee payroll	127.64%	158.97%	147.70%	156.66%	115.91%

*This schedule is intended to report information for 10 years. Additional years will be displayed as they become available.*

St. James Parish  
Convent, Louisiana  
Schedule of Proportionate Share of the Net Pension Liability for the Retirement Systems  
For the Year Ended December 31, 2022 (\*)

Pension Plan	Year (*)	Employer's Proportion of the Net Pension Liability (Asset)	Employer's Proportionate Share of the Net Pension Liability (Asset)		Employer's Covered Payroll	Employer's Proportionate Share of the Net Pension Liability (Asset) as a Percentage of its Employer's Covered Payroll	Plan Fiduciary Net Position as a Percentage of the Total Pension Liability
			Governmental Activities	Business - Type Activities			
<b>Parochial Employees' Retirement System of Louisiana Plan A</b>							
	2022	1.4703%	\$ (5,975,023)	\$ (950,884)	\$ 9,835,423	-70.4180%	110.46%
	2021	1.3273%	(2,008,987)	(318,356)	8,790,364	-26.4761%	103.99%
	2020	1.3110%	52,407	9,305	8,287,107	0.7447%	99.89%
	2019	1.3153%	4,956,314	881,291	8,085,694	72.1967%	88.86%
	2018	1.2758%	(810,186)	(136,788)	7,852,894	-12.0589%	101.98%
	2017	1.3102%	2,341,423	356,891	7,770,042	34.7271%	94.15%
	2016	1.4037%	3,219,285	475,649	8,048,241	45.9098%	92.23%
	2015	1.3896%	333,995	45,934	7,792,033	4.8759%	99.15%
<b>District Attorneys' Retirement System</b>							
	2022	0.1864%	\$ 200,800	\$ -	\$ 107,001	187.6618%	81.65%
	2021	0.1193%	21,239	-	74,751	28.4130%	96.79%
	2020	0.0675%	53,512	-	41,876	127.7868%	84.86%
	2019	0.0713%	22,936	-	42,001	54.6082%	93.13%
	2018	0.0690%	22,204	-	42,915	51.7395%	92.92%
	2017	0.0741%	19,990	-	45,044	44.3788%	93.57%
	2016	0.1190%	22,783	-	72,047	31.6224%	95.09%
	2015	0.1247%	6,714	-	73,088	9.1862%	98.56%
	2014	0.2205%	1,724	-	65,974	2.6132%	99.45%
<b>Registrar of Voters Employees' Retirement System of Louisiana</b>							
	2022	0.2065%	\$ 50,641	\$ -	\$ 29,027	174.4617%	82.46%
	2021	0.1904%	6,040	-	28,476	21.2108%	97.68%
	2020	0.1873%	40,348	-	28,681	140.6785%	83.32%
	2019	0.2088%	39,051	-	28,681	136.1563%	84.83%
	2018	0.2067%	48,797	-	28,681	170.1370%	80.57%
	2017	0.2184%	47,938	-	29,908	160.2849%	80.51%
	2016	0.2168%	61,522	-	29,784	206.5606%	73.98%
	2015	0.2114%	51,779	-	28,681	180.5342%	76.86%
	2014	0.2205%	50,967	-	28,681	177.7030%	77.6800%

Schedule is intended to show information for 10 years. Additional years will be displayed as they become available.

(\*) The amounts presented have a liability measurement date as follows:

Measurement Date	Pension Plan
December 31 of the prior year	Parochial Employees' Retirement System of Louisiana Plan A
June 30 of the year ended	District Attorneys' Retirement System
June 30 of the year ended	Registrar of Voters Employees' Retirement System of Louisiana

EXHIBIT A - 16



St. James Parish  
Schedule of Contributions to Each Retirement System  
Defined Benefit Cost Sharing Plans Only  
For the Year Ended December 31, 2022

Pension Plan	Year	Contractually Required Contribution <sup>1</sup>	Contributions in Relation to Contractually Required Contribution <sup>2</sup>	Contribution Deficiency (Excess)	Employer's Covered Payroll <sup>3</sup>	Contributions as a % of Employer's Covered Payroll
<b>Parochial Employees' Retirement System of Louisiana Plan A</b>						
	2022	\$ 1,205,208	\$ 1,205,208	\$ -	\$ 10,481,023	11.4990%
	2021	1,204,839	1,204,839	-	9,835,423	12.2500%
	2020	1,076,820	1,076,820	-	8,790,364	12.2500%
	2019	953,019	953,019	-	8,287,107	11.5000%
	2018	929,856	929,856	-	8,085,694	11.5000%
	2017	981,613	981,613	-	7,852,894	12.5000%
	2016	1,010,105	1,010,105	-	7,770,042	13.0000%
	2015	1,166,995	1,166,995	-	8,048,241	14.5000%
	2014	1,246,726	1,246,726	-	7,792,033	16.0000%
<b>District Attorneys' Retirement System</b>						
	2022	\$ 11,413	\$ 11,403	\$ (10)	\$ 120,134	9.4919%
	2021	6,640	6,640	-	101,018	6.5731%
	2020	1,676	1,676	-	41,876	4.0023%
	2019	1,103	1,103	-	42,001	2.6261%
					( 1.25% for 6 months & 4% for 6 months )	
	2018	262	262	-	42,001	0.6238%
					(0.0% for 6 months & 1.25% for 6 months)	
	2017	-	-	-	43,791	0.0000%
	2016	1,187	1,187	-	57,101	2.0788%
					(3.5% for 6 months & 0% for 6 months)	
	2015	4,056	4,056	-	77,001	5.2675%
					(7% for 6 months & 3.5% for 6 months)	
	2014	5,738	5,738	-	68,492	8.3776%
<b>Registrar of Voters Employees' Retirement System of Louisiana</b>						
	2022	\$ 5,451	\$ 5,451	\$ -	\$ 29,758	18.3178%
	2021	5,147	5,147	-	28,546	18.0305%
	2020	5,163	5,163	-	28,681	18.0015%
	2019	5,019	5,019	-	28,681	17.4994%
					( 17% for 6 months & 18% for 6 months )	
	2018	4,876	4,876	-	28,681	17.0008%
	2017	5,551	5,551	-	29,908	18.5603%
					(20.0% for 6 months & 17.0% for 6 months)	
	2016	6,095	6,095	-	28,681	21.2510%
					(22.5% for 6 months & 20.0% for 6 months)	
	2015	6,955	6,955	-	29,784	23.3515%
					(24.25% for 6 months & 22.5% for 6 months)	
	2014	6,955	6,955	-	28,681	24.2495%

Schedule is intended to show information for 10 years. Additional years will be displayed as they become available.

For reference only:

<sup>1</sup> Employer contribution rate multiplied by employer's covered payroll

<sup>2</sup> Actual employer contributions remitted to Retirement Systems

<sup>3</sup> Employer's covered payroll amount for each of the years ended December 31

St. James Parish  
Convent, Louisiana  
Notes to Required Supplementary Information  
For the Year Ended December 31, 2022

**CHANGES IN BENEFIT TERMS RELATED TO DEFINED PENSION PLANS**

Parochial Employees' Retirement System of Louisiana Plan A

There were no changes of benefit terms for the years presented.

District Attorneys' Retirement System

There were no changes of benefit terms for the years presented.

Registrar of Voters Employees' Retirement System of Louisiana

There were no changes of benefit terms for the years presented.

**CHANGES IN ASSUMPTIONS RELATED TO DEFINED PENSION PLANS**

Parochial Employees' Retirement System of Louisiana Plan A

The following changes in actuarial assumptions for each year are as follows:

<b><i>Discount Rate:</i></b>				<b><i>Merit:</i></b>			
Measurement				Measurement			
Year End	date	Rate	Change	Year End	date	Rate	Change
12/31/2022	12/31/2021	6.40%	0.00%	12/31/2022	12/31/2021	2.35%	0.00%
12/31/2021	12/31/2020	6.40%	-0.10%	12/31/2021	12/31/2020	2.35%	0.00%
12/31/2020	12/31/2019	6.50%	0.00%	12/31/2020	12/31/2019	2.35%	0.00%
12/31/2019	12/31/2018	6.50%	-0.25%	12/31/2019	12/31/2018	2.35%	-0.40%
12/31/2018	12/31/2017	6.75%	-0.25%	12/31/2018	12/31/2017	2.75%	0.00%
12/31/2017	12/31/2016	7.00%	0.00%	12/31/2017	12/31/2016	2.75%	0.00%
12/31/2016	12/31/2015	7.00%	-0.25%	12/31/2016	12/31/2015	2.75%	0.00%
12/31/2015	12/31/2014	7.25%	0.00%	12/31/2015	12/31/2014	2.75%	0.25%
12/31/2014	12/31/2013	7.25%		12/31/2014	12/31/2013	2.50%	

<b><i>Inflation Rate:</i></b>				<b><i>Investment rate of return:</i></b>			
Measurement				Measurement			
Year End	date	Rate	Change	Year End	date	Rate	Change
12/31/2022	12/31/2021	2.30%	0.00%	12/31/2022	12/31/2021	6.40%	0.00%
12/31/2021	12/31/2020	2.30%	-0.10%	12/31/2021	12/31/2020	6.40%	-0.10%
12/31/2020	12/31/2019	2.40%	-0.10%	12/31/2020	12/31/2019	6.50%	-0.25%
12/31/2019	12/31/2018	2.40%	-0.10%	12/31/2019	12/31/2018	6.50%	-0.25%
12/31/2018	12/31/2017	2.50%	0.00%	12/31/2018	12/31/2017	6.75%	-0.25%
12/31/2017	12/31/2016	2.50%	0.00%	12/31/2017	12/31/2016	7.00%	0.00%
12/31/2016	12/31/2015	2.50%	-0.50%	12/31/2016	12/31/2015	7.00%	-0.25%
12/31/2015	12/31/2014	3.00%	-0.25%	12/31/2015	12/31/2014	7.25%	0.00%
12/31/2014	12/31/2013	3.25%		12/31/2014	12/31/2013	7.25%	

<b><i>Salary Increases:</i></b>			
Measurement			
Year End	date	Rate	Change
12/31/2022	12/31/2021	4.75%	0.00%
12/31/2021	12/31/2020	4.75%	0.00%
12/31/2020	12/31/2019	4.75%	0.00%
12/31/2019	12/31/2018	4.75%	-0.50%
12/31/2018	12/31/2017	5.25%	0.00%
12/31/2017	12/31/2016	5.25%	0.00%
12/31/2016	12/31/2015	5.25%	-0.50%
12/31/2015	12/31/2014	5.75%	0.00%
12/31/2014	12/31/2013	5.75%	

St. James Parish  
Convent, Louisiana  
Notes to Required Supplementary Information  
For the Year Ended December 31, 2022

**CHANGES IN ASSUMPTIONS RELATED TO DEFINED PENSION PLANS (Continued)**

District Attorneys' Retirement System

The following changes in actuarial assumptions for each year are as follows:

<b><i>Discount Rate:</i></b>				<b><i>Merit:</i></b>			
Measurement				Measurement			
Year End	date	Rate	Change	Year End	date	Rate	Change
12/31/2022	6/30/2022	6.10%	0.00%	12/31/2022	6/30/2022	2.80%	0.10%
12/31/2021	6/30/2021	6.10%	-0.15%	12/31/2021	6/30/2021	2.70%	0.00%
12/31/2020	6/30/2020	6.25%	-0.25%	12/31/2020	6/30/2020	2.70%	-0.40%
12/31/2019	6/30/2019	6.50%	0.00%	12/31/2019	6/30/2019	3.10%	0.00%
12/31/2018	6/30/2018	6.50%	-0.25%	12/31/2018	6/30/2018	3.10%	0.10%
12/31/2017	6/30/2017	6.75%	-0.25%	12/31/2017	6/30/2017	3.00%	0.00%
12/31/2016	6/30/2016	7.00%	0.00%	12/31/2016	6/30/2016	3.00%	0.00%
12/31/2015	6/30/2015	7.00%	-0.25%	12/31/2015	6/30/2015	3.00%	-0.50%
12/31/2014	6/30/2014	7.25%		12/31/2014	6/30/2014	3.50%	

<b><i>Inflation Rate:</i></b>				<b><i>Investment rate of return:</i></b>			
Measurement				Measurement			
Year End	date	Rate	Change	Year End	date	Rate	Change
12/31/2022	6/30/2022	2.20%	-0.10%	12/31/2022	6/30/2022	6.10%	0.00%
12/31/2021	6/30/2021	2.30%	0.00%	12/31/2021	6/30/2021	6.10%	-0.15%
12/31/2020	6/30/2020	2.30%	-0.10%	12/31/2020	6/30/2020	6.25%	-0.25%
12/31/2019	6/30/2019	2.40%	0.00%	12/31/2019	6/30/2019	6.50%	0.00%
12/31/2018	6/30/2018	2.40%	-0.10%	12/31/2018	6/30/2018	6.50%	-0.25%
12/31/2017	6/30/2017	2.50%	0.00%	12/31/2017	6/30/2017	6.75%	-0.25%
12/31/2016	6/30/2016	2.50%	0.00%	12/31/2016	6/30/2016	7.00%	0.00%
12/31/2015	6/30/2015	2.50%	-0.25%	12/31/2015	6/30/2015	7.00%	-0.25%
12/31/2014	6/30/2014	2.75%		12/31/2014	6/30/2014	7.25%	

<b><i>Salary Increases:</i></b>			
Measurement			
Year End	date	Rate	Change
12/31/2022	6/30/2022	5.00%	0.00%
12/31/2021	6/30/2021	5.00%	-0.50%
12/31/2020	6/30/2020	5.50%	0.00%
12/31/2019	6/30/2019	5.50%	0.00%
12/31/2018	6/30/2018	5.50%	0.00%
12/31/2017	6/30/2017	5.50%	0.00%
12/31/2016	6/30/2016	5.50%	0.00%
12/31/2015	6/30/2015	5.50%	-0.75%
12/31/2014	6/30/2014	6.25%	

St. James Parish  
Convent, Louisiana  
Notes to Required Supplementary Information  
For the Year Ended December 31, 2022

**CHANGES IN ASSUMPTIONS RELATED TO DEFINED PENSION PLANS (Continued)**

Registrar of Voters Employees' Retirement System of Louisiana

The following changes in actuarial assumptions for each year are as follows:

<b><i>Discount Rate:</i></b>				<b><i>Merit:</i></b>			
Measurement				Measurement			
Year End	date	Rate	Change	Year End	date	Rate	Change
12/31/2022	6/30/2022	6.25%	0.00%	12/31/2022	6/30/2022	2.95%	-0.65%
12/31/2021	6/30/2021	6.25%	-0.15%	12/31/2021	6/30/2021	3.60%	0.00%
12/31/2020	6/30/2020	6.40%	-0.10%	12/31/2020	6/30/2020	3.60%	0.00%
12/31/2019	6/30/2019	6.50%	0.00%	12/31/2019	6/30/2019	3.60%	0.00%
12/31/2018	6/30/2018	6.50%	-0.25%	12/31/2018	6/30/2018	3.60%	0.10%
12/31/2017	6/30/2017	6.75%	-0.25%	12/31/2017	6/30/2017	3.50%	0.00%
12/31/2016	6/30/2016	7.00%	0.00%	12/31/2016	6/30/2016	3.50%	0.00%
12/31/2015	6/30/2015	7.00%	0.00%	12/31/2015	6/30/2015	3.50%	0.25%
12/31/2014	6/30/2014	7.00%		12/31/2014	6/30/2014	3.25%	

<b><i>Inflation Rate:</i></b>				<b><i>Investment rate of return:</i></b>			
Measurement				Measurement			
Year End	date	Rate	Change	Year End	date	Rate	Change
12/31/2022	6/30/2022	2.30%	0.00%	12/31/2022	6/30/2022	6.25%	0.00%
12/31/2021	6/30/2021	2.30%	0.00%	12/31/2021	6/30/2021	6.25%	-0.15%
12/31/2020	6/30/2020	2.30%	-0.10%	12/31/2020	6/30/2020	6.40%	-0.10%
12/31/2019	6/30/2019	2.40%	0.00%	12/31/2019	6/30/2019	6.50%	0.00%
12/31/2018	6/30/2018	2.40%	-0.10%	12/31/2018	6/30/2018	6.50%	-0.25%
12/31/2017	6/30/2017	2.50%	0.00%	12/31/2017	6/30/2017	6.75%	-0.25%
12/31/2016	6/30/2016	2.50%	0.00%	12/31/2016	6/30/2016	7.00%	0.00%
12/31/2015	6/30/2015	2.50%	-0.25%	12/31/2015	6/30/2015	7.00%	0.00%
12/31/2014	6/30/2014	2.75%		12/31/2014	6/30/2014	7.00%	

<b><i>Salary Increases:</i></b>			
Measurement			
Year End	date	Rate	Change
12/31/2022	6/30/2022	5.25%	0.00%
12/31/2021	6/30/2021	5.25%	0.00%
12/31/2020	6/30/2020	5.25%	-0.75%
12/31/2019	6/30/2019	6.00%	0.00%
12/31/2018	6/30/2018	6.00%	0.00%
12/31/2017	6/30/2017	6.00%	0.00%
12/31/2016	6/30/2016	6.00%	0.00%
12/31/2015	6/30/2015	6.00%	0.00%
12/31/2014	6/30/2014	6.00%	

**CHANGES IN BENEFIT TERMS AND ASSUMPTIONS RELATED TO TOTAL OTHER POSTEMPLOYMENT BENEFITS LIABILITY**

No assets are accumulated in a trust that meet the criteria of paragraph 4 of GASB 75 to pay related benefits.

**Changes in benefit terms:**

There were no changes in benefit terms for the year ended December 31, 2022.

**Changes in assumptions:**

The changes in assumptions balance was a result of changes in the discount rate. The following are the discount rates used in each measurement of total OPEB liability:

<u>Measurement Date</u>	<u>Discount Rate</u>
12/31/2022	3.72%
12/31/2021	2.06%
12/31/2020	2.12%
12/31/2019	2.74%

## OTHER SUPPLEMENTARY INFORMATION



St. James Parish  
Convent, Louisiana  
Nonmajor Governmental Funds  
Combining Balance Sheet  
December 31, 2022

	Special Revenue Funds	Debt Service Funds	Capital Projects Funds	Total Nonmajor Governmental Funds
<b>Assets</b>				
Cash and cash equivalents	\$ 26,105,382	\$ 558,904	\$ 9,551,215	\$ 36,215,501
Investments	16,867,303	-	60,754	16,928,057
Receivables	9,492,245	492,612	121,907	10,106,764
Due from other funds	2,256,203	-	367,153	2,623,356
Prepaid items	331,425	-	24	331,449
Total assets	<u>\$ 55,052,558</u>	<u>\$ 1,051,516</u>	<u>\$ 10,101,053</u>	<u>\$ 66,205,127</u>
<b>Liabilities and fund balance</b>				
Liabilities:				
Accounts payable	\$ 1,177,640	\$ 16,579	\$ 655,632	\$ 1,849,851
Accrued salaries and benefits	229,226	-	-	229,226
Due to other funds	1,046,480	-	715,628	1,762,108
Other liabilities	163,807	-	-	163,807
Total liabilities	<u>2,617,153</u>	<u>16,579</u>	<u>1,371,260</u>	<u>4,004,992</u>
Fund balance:				
Nonspendable	331,425	-	24	331,449
Restricted	51,403,098	1,034,937	8,684,151	61,122,186
Committed	821,200	-	45,618	866,818
Assigned	60,035	-	-	60,035
Unassigned	(180,353)	-	-	(180,353)
Total fund balance	<u>52,435,405</u>	<u>1,034,937</u>	<u>8,729,793</u>	<u>62,200,135</u>
Total liabilities and fund balance	<u>\$ 55,052,558</u>	<u>\$ 1,051,516</u>	<u>\$ 10,101,053</u>	<u>\$ 66,205,127</u>

St. James Parish  
Convent, Louisiana  
Nonmajor Governmental Funds  
Combining Statement of Revenues, Expenditures, and Changes in Fund Balances  
For the Year Ended December 31, 2022

	Special Revenue Funds	Debt Service Funds	Capital Projects Funds	Total Nonmajor Governmental Funds
Revenues:				
Taxes:				
Property	\$ 8,092,303	\$ 517,133	\$ -	\$ 8,609,436
Sales and use	4,245,339	-	-	4,245,339
Intergovernmental:				
Federal	2,774,571	-	685,598	3,460,169
State	445,803	-	537,107	982,910
Local	32,878	-	-	32,878
Fines and forfeits	149,786	-	-	149,786
Charges for services	946,425	-	-	946,425
Investment earnings (losses)	(650,527)	9,320	85,001	(556,206)
Other	511,568	-	-	511,568
Total revenues	<u>16,548,146</u>	<u>526,453</u>	<u>1,307,706</u>	<u>18,382,305</u>
Expenditures:				
Current:				
General government	1,107,644	16,984	-	1,124,628
Public safety	2,043,349	-	39,340	2,082,689
Highway and streets	3,102,290	-	1,440,181	4,542,471
Sanitation	2,695,463	-	-	2,695,463
Public transportation	1,126,962	-	-	1,126,962
Health and welfare	2,930,198	-	-	2,930,198
Culture and recreation	2,880,828	-	51,075	2,931,903
Debt service:				
Principal	-	790,000	-	790,000
Interest and other costs	-	443,066	-	443,066
Capital outlay	2,360,835	-	397,354	2,758,189
Total expenditures	<u>18,247,569</u>	<u>1,250,050</u>	<u>1,927,950</u>	<u>21,425,569</u>
Excess (deficiency) of revenues over (under) expenditures before other financing sources (uses)	<u>(1,699,423)</u>	<u>(723,597)</u>	<u>(620,244)</u>	<u>(3,043,264)</u>
Other financing sources (uses):				
Transfers in	4,210,428	914,579	1,249,342	6,374,349
Transfers out	(1,560,890)	(96,268)	(2,102,739)	(3,759,897)
Total other financing sources	<u>2,649,538</u>	<u>818,311</u>	<u>(853,397)</u>	<u>2,614,452</u>
Net change in fund balance	950,115	94,714	(1,473,641)	(428,812)
Fund balance, beginning of year	51,485,290	940,223	10,203,434	62,628,947
Fund balance, end of year	<u>\$ 52,435,405</u>	<u>\$ 1,034,937</u>	<u>\$ 8,729,793</u>	<u>\$ 62,200,135</u>



## **NONMAJOR SPECIAL REVENUE FUNDS**

Special revenue funds are used to account for specific revenues derived from taxes or other dedicated revenue sources. They are usually required by statute, charter provision, or local ordinance to finance particular functions or activities of government. The Parish maintains the following special revenue funds:

### **Fire Protection District No. 2 Maintenance Fund**

The Fire Protection District No. 2 Maintenance Fund accounts for the operation, maintenance and/or construction of the water distribution system within the district. Financing is provided by property taxes.

### **Road and Bridge Maintenance Fund**

The Road and Bridge Maintenance Fund accounts for the maintenance of existing roads and bridges. Major means of financing is provided by property taxes, state revenue sharing, the State of Louisiana Parish Transportation Fund, and the Parish Royalty Fund. Use of these funds is restricted by Louisiana Revised Statute 43:753.

### **Solid Waste Disposal Fund**

The Solid Waste Disposal Fund accounts for the operation of solid waste management and disposal. Financing is provided by one quarter of one percent sales tax imposed parishwide and user fees charged to the Parish residents.

### **St. James Parish Library Fund**

The St. James Parish Library Fund accounts for the operation and maintenance of the St. James Parish Library. Financing is provided by property taxes, federal grants, and state revenue sharing funds.

### **Consolidated Road Lighting District No. 3A Fund**

The Consolidated Road Lighting District No. 3A Fund accounts for the operations and maintenance of lighting in public places. Financing is primarily provided by property taxes.

### **Wetlands Mitigation Fund**

The Wetlands Mitigation Fund is used to provide for the purchase, maintenance, and restoration of wetlands for future use as mitigation areas. Funding is from the Louisiana Capital Outlay Program.

### **Coastal Impact Assistance Program Fund**

The Coastal Impact Assistance Program Fund received funding from the U.S. Department of the Interior, U.S. Fish and Wildlife Service, for the purchase of existing wetlands. The wetlands will be used in a Wetlands Conservation and Preservation project to protect habitat, prohibit wetlands destruction, and aid in the restoration of the Parish's and State's coastal wetlands area.

### **St. James Transit System Fund**

The St. James Transit System Fund accounts for the operation and maintenance of the parishwide transportation program. Financing is provided by federal grants, state grants, bus fares, and transfers from other funds.

### **Enhanced 911 System Maintenance Fund**

The Enhanced 911 System Maintenance Fund accounts for the operation and maintenance of an enhanced 911 emergency telephone system. Financing is provided by property taxes and emergency telephone service charges.

## **NONMAJOR SPECIAL REVENUE FUNDS**

(Continued)

### **Emergency Communication Fund**

The Emergency Communication Fund accounts for the collection of all revenue of landline, wireless, and prepaid revenues. Pursuant to Acts 590 and 665 of the 2016 Regular Session of the Louisiana Legislature, 911 fees generated from these surcharges are to be used for the sole purpose of providing 911 emergency response communications service and operations.

### **Elderly and Emergency Medical Services Fund**

The Elderly and Emergency Medical Services Fund accounts for the cost of providing care and assistance to the elderly persons of the Parish and the cost of providing health services to the residents of the Parish. Financing is provided by one quarter of one percent sales tax imposed parishwide and transfers from other funds.

### **Energy Assistance Fund**

The Energy Assistance Fund is used to help subsidize utility bills for low income residents within the Parish. The program is funded through the Louisiana Housing Corporation.

### **Parks and Recreation Fund**

The Parks and Recreation Fund accounts for the cost of providing recreational facilities throughout the Parish. Financing is provided by one quarter of one percent sales tax imposed parishwide.

### **Gramercy Recreation District Fund**

The Gramercy Recreation District Fund accounts for the costs incurred by the district for providing recreational facilities within the corporate limits of the Town of Gramercy. Financing is provided by property taxes, state revenue sharing, and self-generated revenues.

### **District V Recreation Fund**

The District V Recreation Fund accounts for the costs incurred by the district for providing recreational facilities within District 5 of St. James Parish. Financing is provided by property taxes, state revenue sharing, and self-generated revenues.

### **St. James Volunteer Fire Department Fund**

The St. James Volunteer Fire Department Fund accounts for the payment of expenditures and capital outlays for the stations that fall under its jurisdiction. Financing is provided by a property tax and emergency telephone service charges.

### **Gramercy Volunteer Fire Department Restricted Fund**

The Gramercy Volunteer Fire Department Restricted accounts for the payment of expenditures and capital outlay activity for the protection improvements within its jurisdiction. Financing is provided by a property tax millage that is partially dedicated to each fire department.

### **Union-Convent Volunteer Fire Department Fund**

The Union-Convent Volunteer Fire Department Fund accounts for the payment of expenditures and capital outlay activity for the stations that fall under its jurisdiction. Financing is provided by a property tax millage that is partially dedicated to each fire department.

## **NONMAJOR SPECIAL REVENUE FUNDS**

(Continued)

### **North Vacherie Volunteer Fire Department Fund**

The North Vacherie Volunteer Fire Department Fund accounts for the payment of expenditures and capital outlay activity for the stations that fall under its jurisdiction. Financing is provided by a property tax millage that is partially dedicated to each fire department.

### **South Vacherie Volunteer Fire Department Fund**

The South Vacherie Volunteer Fire Department Fund accounts for the payment of expenditures and capital outlay activity for the stations that fall under its jurisdiction. Financing is provided by a property tax millage that is partially dedicated to each fire department.

### **Criminal Court Fund**

The Criminal Court Fund accounts for the expenditures attributable to the Twenty-Third Judicial District Court. Financing is provided by fines and forfeitures imposed by the district courts. The district is comprised of the parishes of St. James, Ascension, and Assumption. Only St. James Parish is reported in these statements.

### **Criminal Court: Juror Compensation Fees Fund**

The Criminal Court: Juror Compensation Fees Fund accounts for the juror-related expenditures attributable to the Twenty-Third Judicial District Court. Financing is provided by fines and forfeitures imposed by the district courts. The district is comprised of the parishes of St. James, Ascension, and Assumption. Only St. James Parish is reported in these statements.

### **Criminal Court: Law Enforcement Officer Witness Fees Fund**

The Criminal Court: Law Enforcement Officer Witness Fees Fund accounts for the witness-related expenditures attributable to the Twenty-Third Judicial District Court. Financing is provided by fines and forfeitures imposed by the district courts. The district is comprised of the parishes of St. James, Ascension, and Assumption. Only St. James Parish is reported in these statements.

### **Community Services Block Grant Fund**

The Community Services Block Grant (CSBG) Fund accounts for the outreach and housing programs administered by the Parish Department of Human Resources. Funding is provided by the United States Department of Health and Human Services and is passed through the Louisiana Department of Labor.

### **Emergency Food and Shelter Fund**

The Emergency Food and Shelter Fund is used to provide emergency food vouchers to the needy families in the Parish. United Way provides the funding.

### **Title III-C-2 Home Delivered Meals Fund**

The Title III-C-2 Home Delivered Meals Fund accounts for the expenditures to deliver meals to those citizens who are unable to attend any one of the senior citizens' centers. Funding is provided by the United States Department of Health and Human Services and is passed through the Governor's Office of Elderly Affairs and from contributions received on the meals.

### **Title III-C-1 Congregate Meals Fund**

The Title III-C-1 Congregate Meals Fund represents cost associated with feeding the elderly citizens at the four senior citizens' centers located throughout the Parish. Funding is provided by the United States Department of Health and Human Services and is passed through the Governor's Office of Elderly Affairs and from contributions received on the meals.

## **NONMAJOR SPECIAL REVENUE FUNDS**

(Continued)

### **Title III-B Supportive Services Fund**

The Title III-B Supportive Services Fund is used to pay for the administration of programs for the elderly. Funding is provided by the United States Department of Health and Human Services and is passed through the Governor's Office of Elderly Affairs.

### **Title III-C-1 Area Agency Administration Fund**

The Title III-C-1 Area Agency Administration Fund is used to account for a portion of the costs of administering the Parish's special programs for the aging. The Governor's Office of Elderly Affairs provides the Parish with funds to help pay for the costs of administering these programs.

### **Title III-D Preventive Health Fund**

The Title III-D Fund accounts for funds used for wellness, which include disease prevention and health promotion activities.

### **Title III-E NFCSP (Caregiver) Fund**

The Title III-E Fund accounts for funds relating to the National Family Caregiver Support program. The program is designed to provide multifaceted systems of support services for family caregivers and for grandparents or older individuals who are relative caregivers. The program targets older, low-income individuals. Specific types of services that can be provided by this program include: Adult Day Care, Adult Health Care, Material Aid, Case Management, Personal Care, Counseling, Support Groups, Respite Care, Sitter Service, Information, and Assistance. Eligible participants include (1) adult family members, or another adult person, who provides uncompensated in-home and community care to an older person, who needs supportive services or (2) grandparents, or a person 60 years of age or older, who is related to a child by blood or marriage and (1) lives with the child, (2) is the primary caregiver, and (3) has a legal relationship to the child or is raising the child informally.

### **Senior Center Fund**

The Senior Center Fund is used to help subsidize the cost for meals at the senior citizens' centers. Funding is provided by the Governor's Office of Elderly Affairs.

### **GOEA Supplemental Senior Center Fund**

The Louisiana Legislature appropriated additional money to be used to supplement the primary state grant for senior centers. The funds are distributed by the Governor's Office of Elderly Affairs. The money received is used to supplement the cost of meals for the elderly.

### **Senior Center Additional Appropriation Fund**

The Senior Center Additional Appropriation Fund accounts for additional funding for the Senior Center provided by the Governor's Office of Elderly Affairs.

### **Title V Senior Employment Fund**

The Title V Senior Employment Fund accounts for funds used for the Senior Community Service Employment Program. This program provides part-time work opportunities in the community service employment activities for low-income persons who are 55 years of age and older. The Governor's Office of Elderly Affairs provides the parish with funds to help pay for the cost of administering this program.

### **Area Agency on Aging – Parish Council on Aging Fund**

The Area Agency on Aging - Parish Council on Aging Fund accounts for any expenditure associated with the feeding program for the elderly. Funding is provided by the Governor's Office of Elderly Affairs.

## **NONMAJOR SPECIAL REVENUE FUNDS**

(Concluded)

### **Area Agency on Aging – Nutritional Services Incentive Program Fund**

The Nutritional Services Incentive Program Fund is used to account for the administration of NSIP funds provided by the Administration on Aging, U.S. Department of Health and Human Services. The funds are passed through to the Parish by the Governor's Office of Elderly Affairs. The funds are distributed to the Parish based on how many elderly meals were served in the previous year in relation to the total meals served statewide. The Parish uses the funds to supplement the cost of providing congregate and home-delivered meals to the elderly in the Parish.

### **Older Americans Act Fund**

The Older Americans Act Programs: Expanding Access to the COVID19 Vaccine Fund provides delivery of supportive services to older individuals to enable them to have access to the COVID 19 Vaccine by providing credible information, assisting with scheduling vaccination appointments, arranging accessible transportation to vaccination distribution sites, and facilitating the receipt of reminders for the second vaccination appointments.

### **Low Income Household Water Assistance Program (LIHWAP) Fund**

The LIHWAP Fund accounts for funding from the Office of Community Services (OCS) through the Consolidated Appropriations Act (CAA) and the American Rescue Plan (ARP) which will be used to assist households with the lowest incomes and the highest energy costs or needs in relation to income, in order to receive water and wastewater services and to conduct outreach activities with these households and individuals.

### **Expanding the Public Health Workforce Fund**

The Expanding the Public Health Workforce Fund provides funding to recruit, hire, and train public health workers to respond to COVID-19 and prepare for future public health challenges. The Parish will promote and grow the health and wellness education of seniors aged 60+ through direct guidance and dissemination of health education information through employment and/or training of public health professionals.

### **River Parish Youth Build Fund**

The River Parish Youth Build Fund helps low-income youth and young adults ages 16 – 24 work toward their GED or high school diploma while learning job skills by repairing and building affordable housing for homeless and low-income people. Funds are provided by the United States Department of Labor's National Emergency Grant and the Louisiana Department of Labor, Office of Workforce Development.

### **YouthBuild AmeriCorps Fund**

The YouthBuild AmeriCorps Fund is a comprehensive youth and community development program allowing unemployed and underappreciated youths to work toward a GED or high-school diploma while learning construction skills by building affordable housing for low-income families. This program is funded by the Corporation for National and Community Services.

### **Housing Preservation Grant Fund**

Housing Preservation Grant Fund provides assistance for the repair or rehabilitation of housing owned or occupied by low and very low-income rural citizens.

### **St. James Youth Center Fund**

The St. James Parish Youth Center Fund's principal activity is to provide juvenile detention.

St. James Parish  
Convent, Louisiana  
Nonmajor Special Revenue Funds  
Combining Balance Sheet  
December 31, 2022

	Fire Protection District No. 2 Maintenance	Road and Bridge Maintenance	Solid Waste Disposal	St. James Parish Library	Consolidated Road Lighting District No. 3A
<b>Assets</b>					
Cash and cash equivalents	\$ 762,929	\$ 2,862,571	\$ 2,439,937	\$ 769,767	\$ 691,987
Investments	215,169	4,056,803	955,468	4,622,935	676,429
Receivables	411,063	3,231,918	739,949	1,883,485	559,696
Due from other funds	-	7,360	44,614	-	-
Prepaid items	438	11,195	7,660	18,345	2,153
Total assets	<u>\$ 1,389,599</u>	<u>\$ 10,169,847</u>	<u>\$ 4,187,628</u>	<u>\$ 7,294,532</u>	<u>\$ 1,930,265</u>
<b>Liabilities and fund balance</b>					
Liabilities:					
Accounts payable	\$ 15,592	\$ 142,595	\$ 250,932	\$ 87,902	\$ 50,962
Accrued salaries and benefits	6,741	40,987	32,931	29,066	4,202
Due to other funds	12,302	488,208	5,666	56,410	16,791
Other liabilities	-	-	-	-	-
Total liabilities	<u>34,635</u>	<u>671,790</u>	<u>289,529</u>	<u>173,378</u>	<u>71,955</u>
Fund balance:					
Nonspendable	438	11,195	7,660	18,345	2,153
Restricted	1,354,526	9,486,862	3,890,439	7,102,809	1,856,157
Committed	-	-	-	-	-
Assigned	-	-	-	-	-
Unassigned	-	-	-	-	-
Total fund balance	<u>1,354,964</u>	<u>9,498,057</u>	<u>3,898,099</u>	<u>7,121,154</u>	<u>1,858,310</u>
Total liabilities and fund balance	<u>\$ 1,389,599</u>	<u>\$ 10,169,847</u>	<u>\$ 4,187,628</u>	<u>\$ 7,294,532</u>	<u>\$ 1,930,265</u>

Wetlands Mitigation	Coastal Impact Assistance Program	St. James Transit System	Enhanced 911 System Maintenance	Emergency Communication
\$ 587	\$ 54,207	\$ -	\$ 3,070,644	\$ 6,830
-	-	-	570,751	-
-	-	86,289	852,826	84,488
-	-	93,128	101,571	-
-	-	192,618	31,830	-
<u>\$ 587</u>	<u>\$ 54,207</u>	<u>\$ 372,035</u>	<u>\$ 4,627,622</u>	<u>\$ 91,318</u>
\$ -	\$ -	\$ 4,526	\$ 71,341	\$ 215
-	-	8,767	719	21,719
-	-	346,477	23,955	-
-	-	-	-	-
-	-	359,770	96,015	21,934
-	-	192,618	31,830	-
587	-	-	4,499,777	69,384
-	-	-	-	-
-	54,207	-	-	-
-	-	(180,353)	-	-
<u>587</u>	<u>54,207</u>	<u>12,265</u>	<u>4,531,607</u>	<u>69,384</u>
<u>\$ 587</u>	<u>\$ 54,207</u>	<u>\$ 372,035</u>	<u>\$ 4,627,622</u>	<u>\$ 91,318</u>

(Continued)

St. James Parish  
Convent, Louisiana  
Nonmajor Special Revenue Funds  
Combining Balance Sheet  
December 31, 2022

	Elderly and Emergency Medical Services	Energy Assistance	Parks and Recreation	Gramercy Recreation District	District V Recreation
<b>Assets</b>					
Cash and cash equivalents	\$ 2,439,469	\$ 1,442	\$ 2,723,167	\$ 201,345	\$ 1,034,381
Investments	977,738	-	969,160	-	-
Receivables	279,325	-	385,292	278,975	254,217
Due from other funds	578,671	-	41,297	-	-
Prepaid items	17,127	-	33,010	478	2,268
Total assets	<u>\$ 4,292,330</u>	<u>\$ 1,442</u>	<u>\$ 4,151,926</u>	<u>\$ 480,798</u>	<u>\$ 1,290,866</u>
<b>Liabilities and fund balance</b>					
Liabilities:					
Accounts payable	\$ 29,308	\$ -	\$ 277,898	\$ 75,878	\$ 10,719
Accrued salaries and benefits	42,833	-	29,231	1,027	-
Due to other funds	5,531	1,342	27,738	8,065	7,626
Other liabilities	-	-	8,700	-	300
Total liabilities	<u>77,672</u>	<u>1,342</u>	<u>343,567</u>	<u>84,970</u>	<u>18,645</u>
Fund balance:					
Nonspendable	17,127	-	33,010	478	2,268
Restricted	4,197,531	100	3,775,349	395,350	1,269,953
Committed	-	-	-	-	-
Assigned	-	-	-	-	-
Unassigned	-	-	-	-	-
Total fund balance	<u>4,214,658</u>	<u>100</u>	<u>3,808,359</u>	<u>395,828</u>	<u>1,272,221</u>
Total liabilities and fund balance	<u>\$ 4,292,330</u>	<u>\$ 1,442</u>	<u>\$ 4,151,926</u>	<u>\$ 480,798</u>	<u>\$ 1,290,866</u>



St. James Volunteer Fire Department	Gramercy Volunteer Fire Department Restricted	Union-Convent Volunteer Fire Department	North Vacherie Volunteer Fire Department	South Vacherie Volunteer Fire Department
\$ 1,951,676	\$ 176,545	\$ 1,112,599	\$ 1,452,245	\$ 1,560,392
1,259,542	-	288,367	269,668	477,517
1,080	-	-	-	-
519,037	-	235,240	376,534	257,215
4,689	-	2,404	2,826	2,730
<u>\$ 3,736,024</u>	<u>\$ 176,545</u>	<u>\$ 1,638,610</u>	<u>\$ 2,101,273</u>	<u>\$ 2,297,854</u>
\$ 7,580	\$ -	\$ 3,288	\$ 6,826	\$ 31,066
-	-	-	-	-
-	-	-	-	-
-	-	-	-	-
<u>7,580</u>	<u>-</u>	<u>3,288</u>	<u>6,826</u>	<u>31,066</u>
4,689	-	2,404	2,826	2,730
3,723,755	176,545	1,632,918	2,091,621	2,264,058
-	-	-	-	-
-	-	-	-	-
-	-	-	-	-
<u>3,728,444</u>	<u>176,545</u>	<u>1,635,322</u>	<u>2,094,447</u>	<u>2,266,788</u>
<u>\$ 3,736,024</u>	<u>\$ 176,545</u>	<u>\$ 1,638,610</u>	<u>\$ 2,101,273</u>	<u>\$ 2,297,854</u>

(Continued)

St. James Parish  
Convent, Louisiana  
Nonmajor Special Revenue Funds  
Combining Balance Sheet  
December 31, 2022

	Criminal Court	CC-Juror Compensation Fees	CC-Law Enforcement Officer Witness Fees	Community Services Block Grant	Emergency Food and Shelter
<b>Assets</b>					
Cash and cash equivalents	\$ 21,840	\$ 611,958	\$ 101,625	\$ -	\$ 465
Investments	-	105,127	-	-	-
Receivables	29,158	3,800	3,040	24,291	-
Due from other funds	-	-	-	-	-
Prepaid items	860	-	-	-	-
Total assets	<u>\$ 51,858</u>	<u>\$ 720,885</u>	<u>\$ 104,665</u>	<u>\$ 24,291</u>	<u>\$ 465</u>
<b>Liabilities and fund balance</b>					
Liabilities:					
Accounts payable	\$ 42,404	\$ -	\$ 4,350	\$ 8,975	\$ 300
Accrued salaries and benefits	2,766	-	-	-	-
Due to other funds	-	-	-	15,316	-
Other liabilities	-	-	-	-	165
Total liabilities	<u>45,170</u>	<u>-</u>	<u>4,350</u>	<u>24,291</u>	<u>465</u>
Fund balance:					
Nonspendable	860	-	-	-	-
Restricted	-	-	-	-	-
Committed	-	720,885	100,315	-	-
Assigned	5,828	-	-	-	-
Unassigned	-	-	-	-	-
Total fund balance	<u>6,688</u>	<u>720,885</u>	<u>100,315</u>	<u>-</u>	<u>-</u>
Total liabilities and fund balance	<u>\$ 51,858</u>	<u>\$ 720,885</u>	<u>\$ 104,665</u>	<u>\$ 24,291</u>	<u>\$ 465</u>

Title III					
C-2 Home Delivered Meals	C-1 Congregate Meals	B Supportive Services	C-1 Area Agency Administration	D Preventive Health	E NFCSP (Caregiver)
\$ 24,007	\$ 45,250	\$ 8,382	\$ 3,051	\$ 2,735	\$ 7,650
-	-	-	-	-	-
-	-	-	-	-	-
-	-	-	-	-	-
-	-	-	-	-	-
<u>\$ 24,007</u>	<u>\$ 45,250</u>	<u>\$ 8,382</u>	<u>\$ 3,051</u>	<u>\$ 2,735</u>	<u>\$ 7,650</u>
\$ 19,579	\$ 4,115	\$ -	\$ -	\$ -	\$ 5,631
-	-	-	-	-	-
-	-	-	-	-	-
4,428	41,135	8,382	3,051	2,735	2,019
<u>24,007</u>	<u>45,250</u>	<u>8,382</u>	<u>3,051</u>	<u>2,735</u>	<u>7,650</u>
-	-	-	-	-	-
-	-	-	-	-	-
-	-	-	-	-	-
-	-	-	-	-	-
-	-	-	-	-	-
<u>\$ 24,007</u>	<u>\$ 45,250</u>	<u>\$ 8,382</u>	<u>\$ 3,051</u>	<u>\$ 2,735</u>	<u>\$ 7,650</u>

(Continued)

St. James Parish  
Convent, Louisiana  
Nonmajor Special Revenue Funds  
Combining Balance Sheet  
December 31, 2022

		GOEA		
	Senior	Supplemental	Senior Center	Title V
	Center	Senior	Additional	Senior
		Center	Appropriation	Employment
<b>Assets</b>				
Cash and cash equivalents	\$ 30,625	\$ 1,550	\$ 3,906	\$ 2,040
Investments	-	-	-	-
Receivables	-	-	-	-
Due from other funds	-	-	-	-
Prepaid items	-	-	-	-
Total assets	<u>\$ 30,625</u>	<u>\$ 1,550</u>	<u>\$ 3,906</u>	<u>\$ 2,040</u>
<b>Liabilities and fund balance</b>				
Liabilities:				
Accounts payable	\$ -	\$ -	\$ -	\$ 2,013
Accrued salaries and benefits	-	-	-	-
Due to other funds	-	-	-	-
Other liabilities	30,625	1,550	3,906	-
Total liabilities	<u>30,625</u>	<u>1,550</u>	<u>3,906</u>	<u>2,013</u>
Fund balance:				
Nonspendable	-	-	-	-
Restricted	-	-	-	27
Committed	-	-	-	-
Assigned	-	-	-	-
Unassigned	-	-	-	-
Total fund balance	<u>-</u>	<u>-</u>	<u>-</u>	<u>27</u>
Total liabilities and fund balance	<u>\$ 30,625</u>	<u>\$ 1,550</u>	<u>\$ 3,906</u>	<u>\$ 2,040</u>

Area Agency on Aging		Older Americans Act	Low Income Household Water Assistance Program	Expanding the Public Health Workforce
Parish Council on Aging	Nutritional Services Incentive Program			
\$ 16,593	\$ 37,613	\$ -	\$ 1,223	\$ 2,605
-	-	-	-	-
-	-	-	2,251	-
-	-	-	-	-
-	-	-	-	-
<u>\$ 16,593</u>	<u>\$ 37,613</u>	<u>\$ -</u>	<u>\$ 3,474</u>	<u>\$ 2,605</u>
\$ -	\$ -	\$ -	\$ -	\$ -
-	-	-	-	-
-	-	-	3,474	-
16,593	37,613	-	-	2,605
<u>16,593</u>	<u>37,613</u>	<u>-</u>	<u>3,474</u>	<u>2,605</u>
-	-	-	-	-
-	-	-	-	-
-	-	-	-	-
-	-	-	-	-
-	-	-	-	-
<u>\$ 16,593</u>	<u>\$ 37,613</u>	<u>\$ -</u>	<u>\$ 3,474</u>	<u>\$ 2,605</u>

(Continued)

St. James Parish  
Convent, Louisiana  
Nonmajor Special Revenue Funds  
Combining Balance Sheet  
December 31, 2022

	River Parish Youth Build	Youth Build AmeriCorps	Housing Preservation Grant	St. James Youth Center	Total
<b>Assets</b>					
Cash and cash equivalents	\$ 18,487	\$ 9,682	\$ 1,823	\$ 1,839,552	\$ 26,105,382
Investments	-	-	-	1,422,629	16,867,303
Receivables	-	832	-	380,270	9,492,245
Due from other funds	1,536	-	-	-	2,256,203
Prepaid items	-	-	-	794	331,425
Total assets	<u>\$ 20,023</u>	<u>\$ 10,514</u>	<u>\$ 1,823</u>	<u>\$ 3,643,245</u>	<u>\$ 55,052,558</u>
<b>Liabilities and fund balance</b>					
Liabilities:					
Accounts payable	\$ 7,381	\$ -	\$ 61	\$ 16,203	\$ 1,177,640
Accrued salaries and benefits	8,237	-	-	-	229,226
Due to other funds	3,976	10,514	1,762	11,327	1,046,480
Other liabilities	-	-	-	-	163,807
Total liabilities	<u>19,594</u>	<u>10,514</u>	<u>1,823</u>	<u>27,530</u>	<u>2,617,153</u>
Fund balance:					
Nonspendable	-	-	-	794	331,425
Restricted	429	-	-	3,614,921	51,403,098
Committed	-	-	-	-	821,200
Assigned	-	-	-	-	60,035
Unassigned	-	-	-	-	(180,353)
Total fund balance	<u>429</u>	<u>-</u>	<u>-</u>	<u>3,615,715</u>	<u>52,435,405</u>
Total liabilities and fund balance	<u>\$ 20,023</u>	<u>\$ 10,514</u>	<u>\$ 1,823</u>	<u>\$ 3,643,245</u>	<u>\$ 55,052,558</u>

(Concluded)



St. James Parish  
Convent, Louisiana  
Nonmajor Special Revenue Funds  
Combining Statement of Revenues, Expenditures, and Changes in Fund Balances  
For the Year Ended December 31, 2022

	Fire Protection District No. 2 Maintenance	Road and Bridge Maintenance	Solid Waste Disposal	St. James Parish Library	Consolidated Road Lighting District No. 3A
Revenues:					
Taxes:					
Property	\$ 430,098	\$ 3,291,333	\$ -	\$ 1,988,096	\$ 587,022
Sales and use	-	-	1,415,113	-	-
Intergovernmental:					
Federal	11,903	303,472	335,590	8,299	3,119
State	-	34,030	-	20,509	3,824
Local	-	8,882	-	-	-
Fines and forfeits	-	-	-	523	-
Charges for services	-	-	575,024	16,479	-
Investment earnings (losses)	(5,738)	(176,625)	(13,769)	(231,471)	(27,489)
Other revenues	-	166,675	54,509	-	-
Total revenues	<u>436,263</u>	<u>3,627,767</u>	<u>2,366,467</u>	<u>1,802,435</u>	<u>566,476</u>
Expenditures:					
Current:					
General government	-	-	-	-	-
Public safety	212,314	-	156,108	-	-
Highways and streets	-	2,618,147	-	-	484,143
Sanitation	-	-	2,695,463	-	-
Public transportation	-	-	-	-	-
Health and welfare	-	-	-	-	-
Culture and recreation	-	-	-	1,245,390	-
Capital outlay	-	462,556	500,507	59,925	-
Total expenditures	<u>212,314</u>	<u>3,080,703</u>	<u>3,352,078</u>	<u>1,305,315</u>	<u>484,143</u>
Excess (deficiency) of revenues over (under) expenditures before other financing sources (uses)	<u>223,949</u>	<u>547,064</u>	<u>(985,611)</u>	<u>497,120</u>	<u>82,333</u>
Other financing sources (uses):					
Transfers in	-	675,769	-	-	-
Transfers out	(20,000)	(1,252,054)	-	-	-
Total other financing sources (uses)	<u>(20,000)</u>	<u>(576,285)</u>	<u>-</u>	<u>-</u>	<u>-</u>
Net change in fund balance	203,949	(29,221)	(985,611)	497,120	82,333
Fund balance, beginning of year	1,151,015	9,527,278	4,883,710	6,624,034	1,775,977
Fund balance, end of year	<u>\$ 1,354,964</u>	<u>\$ 9,498,057</u>	<u>\$ 3,898,099</u>	<u>\$ 7,121,154</u>	<u>\$ 1,858,310</u>



Wetlands Mitigation	Coastal Impact Assistance Program	St. James Transit System	Enhanced 911 System Maintenance	Emergency Communication
\$ -	\$ -	\$ -	\$ 831,148	\$ -
-	-	-	-	-
-	-	920,766	169,855	45,381
-	-	-	-	-
-	-	-	3,544	-
-	-	-	-	-
-	-	14,704	-	330,828
-	-	-	(6,590)	-
-	-	78,480	100,724	1,785
-	-	1,013,950	1,098,681	377,994
-	-	-	-	-
-	-	-	593,832	464,311
-	-	-	-	-
-	-	-	-	-
-	-	1,126,962	-	-
-	-	-	-	-
-	-	-	-	-
-	-	7,999	110,769	26,837
-	-	1,134,961	704,601	491,148
-	-	(121,011)	394,080	(113,154)
-	-	133,276	124,142	130,000
-	-	-	(130,000)	-
-	-	133,276	(5,858)	130,000
-	-	12,265	388,222	16,846
587	54,207	-	4,143,385	52,538
\$ 587	\$ 54,207	\$ 12,265	\$ 4,531,607	\$ 69,384

(Continued)

St. James Parish  
Convent, Louisiana  
Nonmajor Special Revenue Funds  
Combining Statement of Revenues, Expenditures, and Changes in Fund Balances  
For the Year Ended December 31, 2022

	Elderly and Emergency Medical Services	Energy Assistance	Parks and Recreation	Gramercy Recreation District	District V Recreation
Revenues:					
Taxes:					
Property	\$ -	\$ -	\$ -	\$ 301,833	\$ 263,819
Sales and use	1,415,113	-	1,415,113	-	-
Intergovernmental:					
Federal	100,662	302,022	69,832	(20)	-
State	837	-	-	6,640	-
Local	-	-	-	-	-
Fines and forfeits	-	-	-	-	-
Charges for services	-	-	9,390	-	-
Investment earnings (losses)	(31,063)	-	(28,739)	-	5,841
Other revenues	1,800	-	135,575	1,210	20,500
Total revenues	<u>1,487,349</u>	<u>302,022</u>	<u>1,601,171</u>	<u>309,663</u>	<u>290,160</u>
Expenditures:					
Current:					
General government	-	-	-	-	-
Public safety	-	-	-	-	-
Highways and streets	-	-	-	-	-
Sanitation	-	-	-	-	-
Public transportation	-	-	-	-	-
Health and welfare	2,029,516	302,022	-	-	-
Culture and recreation	-	-	1,271,581	221,923	141,934
Capital outlay	-	-	996,477	23,760	-
Total expenditures	<u>2,029,516</u>	<u>302,022</u>	<u>2,268,058</u>	<u>245,683</u>	<u>141,934</u>
Excess (deficiency) of revenues over (under) expenditures before other financing sources (uses)	<u>(542,167)</u>	<u>-</u>	<u>(666,887)</u>	<u>63,980</u>	<u>148,226</u>
Other financing sources (uses):					
Transfers in	613,336	-	-	-	-
Transfers out	(2,991)	-	(1,938)	-	-
Total other financing sources (uses)	<u>610,345</u>	<u>-</u>	<u>(1,938)</u>	<u>-</u>	<u>-</u>
Net change in fund balance	68,178	-	(668,825)	63,980	148,226
Fund balance, beginning of year	4,146,480	100	4,477,184	331,848	1,123,995
Fund balance, end of year	<u>\$ 4,214,658</u>	<u>\$ 100</u>	<u>\$ 3,808,359</u>	<u>\$ 395,828</u>	<u>\$ 1,272,221</u>

St. James Volunteer Fire Department	Gramercy Volunteer Fire Department Restricted	Union-Convent Volunteer Fire Department	North Vacherie Volunteer Fire Department	South Vacherie Volunteer Fire Department
\$ -	\$ -	\$ -	\$ -	\$ -
-	-	-	-	-
-	-	150	387	-
78,982	-	12,706	33,995	24,590
-	-	-	-	-
-	-	-	-	-
-	-	-	-	-
(49,724)	-	(8,057)	(4,002)	(13,419)
1,655	-	6,719	11,530	-
30,913	-	11,518	41,910	11,171
-	-	-	-	-
148,389	698	118,637	145,188	128,876
-	-	-	-	-
-	-	-	-	-
-	-	-	-	-
-	-	-	-	-
42,308	-	57,314	72,383	-
190,697	698	175,951	217,571	128,876
(159,784)	(698)	(164,433)	(175,661)	(117,705)
555,441	-	254,473	404,316	277,777
-	-	-	-	-
555,441	-	254,473	404,316	277,777
395,657	(698)	90,040	228,655	160,072
3,332,787	177,243	1,545,282	1,865,792	2,106,716
\$ 3,728,444	\$ 176,545	\$ 1,635,322	\$ 2,094,447	\$ 2,266,788

(Continued)

St. James Parish  
Convent, Louisiana  
Nonmajor Special Revenue Funds  
Combining Statement of Revenues, Expenditures, and Changes in Fund Balances  
For the Year Ended December 31, 2022

	Criminal Court	CC - Juror Compensation Fees	CC -Law Enforcement Officer Witness Fees	Community Services Block Grant	Emergency Food and Shelter
Revenues:					
Taxes:					
Property	\$ -	\$ -	\$ -	\$ -	\$ -
Sales and use	-	-	-	-	-
Intergovernmental:					
Federal	-	-	-	153,410	-
State	16,008	-	-	-	-
Local	20,452	-	-	-	-
Fines and forfeits	148,259	-	-	-	-
Charges for services	-	-	-	-	-
Investment earnings (losses)	-	(2,512)	-	-	-
Other revenues	-	28,512	22,820	286	161
Total revenues	<u>184,719</u>	<u>26,000</u>	<u>22,820</u>	<u>153,696</u>	<u>161</u>
Expenditures:					
Current:					
General government	1,067,640	28,954	11,050	-	-
Public safety	-	-	-	-	-
Highways and streets	-	-	-	-	-
Sanitation	-	-	-	-	-
Public transportation	-	-	-	-	-
Health and welfare	-	-	-	153,696	161
Culture and recreation	-	-	-	-	-
Capital outlay	-	-	-	-	-
Total expenditures	<u>1,067,640</u>	<u>28,954</u>	<u>11,050</u>	<u>153,696</u>	<u>161</u>
Excess (deficiency) of revenues over (under) expenditures before other financing sources (uses)	<u>(882,921)</u>	<u>(2,954)</u>	<u>11,770</u>	<u>-</u>	<u>-</u>
Other financing sources (uses):					
Transfers in	885,000	-	-	-	-
Transfers out	-	-	-	-	-
Total other financing sources (uses)	<u>885,000</u>	<u>-</u>	<u>-</u>	<u>-</u>	<u>-</u>
Net change in fund balance	2,079	(2,954)	11,770	-	-
Fund balance, beginning of year	4,609	723,839	88,545	-	-
Fund balance, end of year	<u>\$ 6,688</u>	<u>\$ 720,885</u>	<u>\$ 100,315</u>	<u>\$ -</u>	<u>\$ -</u>

Title III					
C-2 Home Delivered Meals	C-1 Congregate Meals	B Supportive Services	C-1 Area Agency Administration	D Preventive Health	E NFCSP (Caregiver)
\$ -	\$ -	\$ -	\$ -	\$ -	\$ -
-	-	-	-	-	-
50,206	108,178	44,004	17,596	6,758	15,801
19,966	20,478	5,319	5,865	-	5,265
-	-	-	-	-	-
-	-	-	-	-	-
-	-	-	-	-	-
-	-	-	-	-	-
4,110	(35,903)	(5,930)	(3,051)	(1,088)	(2,338)
74,282	92,753	43,393	20,410	5,670	18,728
-	-	-	-	-	-
-	-	-	-	-	-
-	-	-	-	-	-
-	-	-	-	-	-
-	-	-	-	-	-
193,676	104,779	50,158	14,303	-	24,701
-	-	-	-	-	-
-	-	-	-	-	-
193,676	104,779	50,158	14,303	-	24,701
(119,394)	(12,026)	(6,765)	6,107	5,670	(5,973)
119,394	12,026	12,949	-	-	7,733
-	-	(6,184)	(6,107)	(5,670)	(1,760)
119,394	12,026	6,765	(6,107)	(5,670)	5,973
-	-	-	-	-	-
-	-	-	-	-	-
\$ -	\$ -	\$ -	\$ -	\$ -	\$ -

(Continued)

St. James Parish  
Convent, Louisiana  
Nonmajor Special Revenue Funds  
Combining Statement of Revenues, Expenditures, and Changes in Fund Balances  
For the Year Ended December 31, 2022

	Senior Center	GOEA Supplemental Senior Center	Senior Center Additional Appropriation	Title V Senior Employment
Revenues:				
Taxes:				
Property	\$ -	\$ -	\$ -	\$ -
Sales and use	-	-	-	-
Intergovernmental:				
Federal	-	-	-	-
State	45,878	3,100	7,812	-
Local	-	-	-	-
Fines and forfeits	-	-	-	-
Charges for services	-	-	-	-
Investment earnings (losses)	-	-	-	-
Other revenues	(29,613)	(1,550)	(1,141)	-
Total revenues	<u>16,265</u>	<u>1,550</u>	<u>6,671</u>	<u>-</u>
Expenditures:				
Current:				
General government	-	-	-	-
Public safety	-	-	-	-
Highways and streets	-	-	-	-
Sanitation	-	-	-	-
Public transportation	-	-	-	-
Health and welfare	4,787	-	-	-
Culture and recreation	-	-	-	-
Capital outlay	-	-	-	-
Total expenditures	<u>4,787</u>	<u>-</u>	<u>-</u>	<u>-</u>
Excess (deficiency) of revenues over (under) expenditures before other financing sources (uses)	<u>11,478</u>	<u>1,550</u>	<u>6,671</u>	<u>-</u>
Other financing sources (uses):				
Transfers in	4,787	-	-	-
Transfers out	(16,265)	(1,550)	(6,671)	-
Total other financing sources (uses)	<u>(11,478)</u>	<u>(1,550)</u>	<u>(6,671)</u>	<u>-</u>
Net change in fund balance	-	-	-	-
Fund balance, beginning of year	-	-	-	27
Fund balance, end of year	<u>\$ -</u>	<u>\$ -</u>	<u>\$ -</u>	<u>\$ 27</u>

Area Agency on Aging		Older Americans Act	Low Income Household Water Assistance Program	Expanding the Public Health Workforce
Parish Council on Aging	Nutritional Services Incentive Program			
\$ -	\$ -	\$ -	\$ -	\$ -
-	-	-	-	-
-	67,584	1,879	34,605	3,132
99,999	-	-	-	-
-	-	-	-	-
-	-	-	-	-
-	-	-	-	-
-	-	-	-	-
(6,770)	(37,613)	1,879	-	(2,605)
93,229	29,971	3,758	34,605	527
-	-	-	-	-
-	-	-	-	-
-	-	-	-	-
-	-	-	-	-
-	-	-	-	-
13,500	-	3,767	34,605	527
-	-	-	-	-
-	-	-	-	-
13,500	-	3,767	34,605	527
79,729	29,971	(9)	-	-
-	-	9	-	-
(79,729)	(29,971)	-	-	-
(79,729)	(29,971)	9	-	-
-	-	-	-	-
-	-	-	-	-
\$ -	\$ -	\$ -	\$ -	\$ -

(Continued)

St. James Parish  
Convent, Louisiana  
Nonmajor Special Revenue Funds  
Combining Statement of Revenues, Expenditures, and Changes in Fund Balances  
For the Year Ended December 31, 2022

	River Parish Youth Build	Youth Build AmeriCorps	Housing Preservation Grant	St. James Youth Center	Total
Revenues:					
Taxes:					
Property	\$ -	\$ -	\$ -	\$ 398,954	\$ 8,092,303
Sales and use	-	-	-	-	4,245,339
Intergovernmental:					
Federal	-	-	-	-	2,774,571
State	-	-	-	-	445,803
Local	-	-	-	-	32,878
Fines and forfeits	-	-	-	1,004	149,786
Charges for services	-	-	-	-	946,425
Investment earnings (losses)	-	-	-	(57,170)	(650,527)
Other revenues	-	-	-	240	511,568
Total revenues	-	-	-	343,028	16,548,146
Expenditures:					
Current:					
General government	-	-	-	-	1,107,644
Public safety	-	-	-	74,996	2,043,349
Highways and streets	-	-	-	-	3,102,290
Sanitation	-	-	-	-	2,695,463
Public transportation	-	-	-	-	1,126,962
Health and welfare	-	-	-	-	2,930,198
Culture and recreation	-	-	-	-	2,880,828
Capital outlay	-	-	-	-	2,360,835
Total expenditures	-	-	-	74,996	18,247,569
Excess (deficiency) of revenues over (under) expenditures before other financing sources (uses)	-	-	-	268,032	(1,699,423)
Other financing sources (uses):					
Transfers in	-	-	-	-	4,210,428
Transfers out	-	-	-	-	(1,560,890)
Total other financing sources (uses)	-	-	-	-	2,649,538
Net change in fund balance	-	-	-	268,032	950,115
Fund balance, beginning of year	429	-	-	3,347,683	51,485,290
Fund balance, end of year	\$ 429	\$ -	\$ -	\$ 3,615,715	\$ 52,435,405

(Concluded)



St. James Parish  
Convent, Louisiana  
Fire Protection District No. 2 Maintenance Fund  
Schedule of Revenues, Expenditures, and Changes in Fund Balances  
Budget and Actual  
For the Year Ended December 31, 2022

	Budget		Actual	Variance with Final Budget Positive (Negative)
	Original	Final		
Revenues:				
Taxes:				
Property	\$ 371,000	\$ 411,300	\$ 430,098	\$ 18,798
Intergovernmental:				
Federal	-	11,800	11,903	103
Investment earnings (losses)	700	(10,900)	(5,738)	5,162
Total revenues	371,700	412,200	436,263	24,063
Expenditures:				
Current:				
Public safety	378,800	227,100	212,314	14,786
Total expenditures	378,800	227,100	212,314	14,786
Excess (deficiency) of revenues over (under) expenditures before other financing sources (uses)	(7,100)	185,100	223,949	38,849
Other financing sources (uses):				
Transfers out	(40,000)	(40,000)	(20,000)	20,000
Total other financing sources (uses)	(40,000)	(40,000)	(20,000)	20,000
Net change in fund balance	(47,100)	145,100	203,949	58,849
Fund balance, beginning of year	1,061,983	1,151,015	1,151,015	-
Fund balance, end of year	\$ 1,014,883	\$ 1,296,115	\$ 1,354,964	\$ 58,849

St. James Parish  
Convent, Louisiana  
Road and Bridge Maintenance Fund  
Schedule of Revenues, Expenditures, and Changes in Fund Balances  
Budget and Actual  
For the Year Ended December 31, 2022

	Budget			Variance with Final Budget Positive (Negative)
	Original	Final	Actual	
Revenues:				
Taxes:				
Property	\$ 2,780,000	\$ 3,122,900	\$ 3,291,333	\$ 168,433
Intergovernmental:				
Federal	-	243,400	303,472	60,072
State	910,700	6,800	34,030	27,230
Local	-	8,900	8,882	(18)
Investment earnings (losses)	7,000	(231,600)	(176,625)	54,975
Other revenues	36,500	80,400	166,675	86,275
Total revenues	<u>3,734,200</u>	<u>3,230,800</u>	<u>3,627,767</u>	<u>396,967</u>
Expenditures:				
Current:				
Highways and streets	3,814,000	2,897,600	2,618,147	279,453
Capital outlay	<u>408,700</u>	<u>472,000</u>	<u>462,556</u>	<u>9,444</u>
Total expenditures	<u>4,222,700</u>	<u>3,369,600</u>	<u>3,080,703</u>	<u>288,897</u>
Excess (deficiency) of revenues over (under)				
expenditures before other financing sources (uses)	<u>(488,500)</u>	<u>(138,800)</u>	<u>547,064</u>	<u>685,864</u>
Other financing sources (uses):				
Transfers in	-	675,769	675,769	-
Transfers out	<u>(3,251,500)</u>	<u>(1,626,800)</u>	<u>(1,252,054)</u>	<u>374,746</u>
Total other financing sources (uses)	<u>(3,251,500)</u>	<u>(951,031)</u>	<u>(576,285)</u>	<u>374,746</u>
Net change in fund balance	(3,740,000)	(1,089,831)	(29,221)	1,060,610
Fund balance, beginning of year	<u>8,433,592</u>	<u>9,527,278</u>	<u>9,527,278</u>	<u>-</u>
Fund balance, end of year	<u>\$ 4,693,592</u>	<u>\$ 8,437,447</u>	<u>\$ 9,498,057</u>	<u>\$ 1,060,610</u>

St. James Parish  
Convent, Louisiana  
Solid Waste Disposal Fund  
Schedule of Revenues, Expenditures, and Changes in Fund Balances  
Budget and Actual  
For the Year Ended December 31, 2022

	Budget		Actual	Variance with Final Budget Positive (Negative)
	Original	Final		
Revenues:				
Taxes:				
Sales and use	\$ 1,350,100	\$ 1,229,700	\$ 1,415,113	\$ 185,413
Intergovernmental:				
Federal	-	335,600	335,590	(10)
Charges for services	578,900	574,200	575,024	824
Investment earnings (losses)	2,800	(33,800)	(13,769)	20,031
Other revenues	30,000	46,500	54,509	8,009
Total revenues	<u>1,961,800</u>	<u>2,152,200</u>	<u>2,366,467</u>	<u>214,267</u>
Expenditures:				
Current:				
Public safety	195,500	196,000	156,108	39,892
Sanitation	1,919,500	2,772,400	2,695,463	76,937
Capital outlay	320,000	500,800	500,507	293
Total expenditures	<u>2,435,000</u>	<u>3,469,200</u>	<u>3,352,078</u>	<u>117,122</u>
Excess (deficiency) of revenues over (under) expenditures before other financing sources (uses)	<u>(473,200)</u>	<u>(1,317,000)</u>	<u>(985,611)</u>	<u>331,389</u>
Net change in fund balance	(473,200)	(1,317,000)	(985,611)	331,389
Fund balance, beginning of year	<u>2,393,589</u>	<u>4,883,708</u>	<u>4,883,710</u>	<u>2</u>
Fund balance, end of year	<u>\$ 1,920,389</u>	<u>\$ 3,566,708</u>	<u>\$ 3,898,099</u>	<u>\$ 331,391</u>

St. James Parish  
Convent, Louisiana  
St. James Parish Library Fund  
Schedule of Revenues, Expenditures, and Changes in Fund Balances  
Budget and Actual  
For the Year Ended December 31, 2022

	Budget			Variance with Final Budget Positive (Negative)
	Original	Final	Actual	
Revenues:				
Taxes:				
Property	\$ 1,680,000	\$ 1,886,600	\$ 1,988,096	\$ 101,496
Intergovernmental:				
Federal	-	6,500	8,299	1,799
State	21,400	20,900	20,509	(391)
Fines and forfeits	1,000	500	523	23
Charges for services	9,000	14,000	16,479	2,479
Investment earnings (losses)	3,500	(286,400)	(231,471)	54,929
Other revenues	22,800	-	-	-
Total revenues	<u>1,737,700</u>	<u>1,642,100</u>	<u>1,802,435</u>	<u>160,335</u>
Expenditures:				
Current:				
Culture and recreation	1,455,800	1,569,725	1,245,390	324,335
Capital outlay	<u>323,500</u>	<u>163,500</u>	<u>59,925</u>	<u>103,575</u>
Total expenditures	<u>1,779,300</u>	<u>1,733,225</u>	<u>1,305,315</u>	<u>427,910</u>
Excess (deficiency) of revenues over (under)				
expenditures before other financing sources (uses)	<u>(41,600)</u>	<u>(91,125)</u>	<u>497,120</u>	<u>588,245</u>
Net change in fund balance	(41,600)	(91,125)	497,120	588,245
Fund balance, beginning of year	<u>6,316,581</u>	<u>6,624,034</u>	<u>6,624,034</u>	<u>-</u>
Fund balance, end of year	<u>\$ 6,274,981</u>	<u>\$ 6,532,909</u>	<u>\$ 7,121,154</u>	<u>\$ 588,245</u>

St. James Parish  
Convent, Louisiana  
Consolidated Road Lighting District No. 3A  
Schedule of Revenues, Expenditures, and Changes in Fund Balances  
Budget and Actual  
For the Year Ended December 31, 2022

	Budget			Variance with Final Budget Positive (Negative)
	Original	Final	Actual	
Revenues:				
Taxes:				
Property	\$ 506,000	\$ 561,400	\$ 587,022	\$ 25,622
Intergovernmental:				
Federal	-	3,100	3,119	19
State	4,000	3,900	3,824	(76)
Investment earnings (losses)	1,100	(37,900)	(27,489)	10,411
Total revenues	<u>511,100</u>	<u>530,500</u>	<u>566,476</u>	<u>35,976</u>
Expenditures:				
Current:				
Highways and streets	642,600	504,900	484,143	20,757
Capital outlay	<u>60,000</u>	<u>-</u>	<u>-</u>	<u>-</u>
Total expenditures	<u>702,600</u>	<u>504,900</u>	<u>484,143</u>	<u>20,757</u>
Excess (deficiency) of revenues over (under) expenditures before other financing sources (uses)	<u>(191,500)</u>	<u>25,600</u>	<u>82,333</u>	<u>56,733</u>
Net change in fund balance	(191,500)	25,600	82,333	56,733
Fund balance, beginning of year	<u>1,714,278</u>	<u>1,775,977</u>	<u>1,775,977</u>	<u>-</u>
Fund balance, end of year	<u>\$ 1,522,778</u>	<u>\$ 1,801,577</u>	<u>\$ 1,858,310</u>	<u>\$ 56,733</u>

St. James Parish  
Convent, Louisiana  
Wetlands Mitigation Fund  
Schedule of Revenues, Expenditures, and Changes in Fund Balances  
Budget and Actual  
For the Year Ended December 31, 2022

	Budget		Actual	Variance with Final Budget Positive (Negative)
	Original	Final		
Fund balance, beginning of year	\$ 587	\$ 587	\$ 587	\$ -
Fund balance, end of year	<u>\$ 587</u>	<u>\$ 587</u>	<u>\$ 587</u>	<u>\$ -</u>

St. James Parish  
 Convent, Louisiana  
 Coastal Impact Assistance Program Fund  
 Schedule of Revenues, Expenditures, and Changes in Fund Balances  
 Budget and Actual  
 For the Year Ended December 31, 2022

	Budget		Actual	Variance with Final Budget Positive (Negative)
	Original	Final		
Fund balance, beginning of year	\$ 54,208	\$ 54,207	\$ 54,207	\$ -
Fund balance, end of year	\$ 54,208	\$ 54,207	\$ 54,207	\$ -

St. James Parish  
Convent, Louisiana  
St. James Transit System Fund  
Schedule of Revenues, Expenditures, and Changes in Fund Balances  
Budget and Actual  
For the Year Ended December 31, 2022

	Budget		Actual	Variance with Final Budget Positive (Negative)
	Original	Final		
Revenues:				
Intergovernmental:				
Federal	\$ 941,200	\$ 785,000	\$ 920,766	\$ 135,766
State	10,500	-	-	-
Charges for services	15,600	14,400	14,704	304
Other revenues	-	-	78,480	78,480
Total revenues	<u>967,300</u>	<u>799,400</u>	<u>1,013,950</u>	<u>214,550</u>
Expenditures:				
Current:				
Public Transportation	1,409,600	1,244,300	1,126,962	117,338
Capital outlay	-	-	7,999	(7,999)
Total expenditures	<u>1,409,600</u>	<u>1,244,300</u>	<u>1,134,961</u>	<u>109,339</u>
Excess (deficiency) of revenues over (under) expenditures before other financing sources (uses)	<u>(442,300)</u>	<u>(444,900)</u>	<u>(121,011)</u>	<u>323,889</u>
Other financing sources (uses):				
Transfers in	<u>442,300</u>	<u>457,500</u>	<u>133,276</u>	<u>(324,224)</u>
Total other financing sources (uses)	<u>442,300</u>	<u>457,500</u>	<u>133,276</u>	<u>(324,224)</u>
Net change in fund balance	-	12,600	12,265	(335)
Fund balance, beginning of year	<u>2,926</u>	<u>-</u>	<u>-</u>	<u>-</u>
Fund balance, end of year	<u>\$ 2,926</u>	<u>\$ 12,600</u>	<u>\$ 12,265</u>	<u>\$ (335)</u>



St. James Parish  
Convent, Louisiana  
Enhanced 911 System Maintenance Fund  
Schedule of Revenues, Expenditures, and Changes in Fund Balances  
Budget and Actual  
For the Year Ended December 31, 2022

	Budget		Actual	Variance with Final Budget Positive (Negative)
	Original	Final		
Revenues:				
Taxes:				
Property	\$ 702,000	\$ 788,800	\$ 831,148	\$ 42,348
Intergovernmental:				
Federal	59,900	117,600	169,855	52,255
Local	-	2,600	3,544	944
Investment earnings (losses)	3,500	(24,300)	(6,590)	17,710
Other revenues	71,900	63,800	100,724	36,924
Total revenues	<u>837,300</u>	<u>948,500</u>	<u>1,098,681</u>	<u>150,181</u>
Expenditures:				
Current:				
Public safety	702,700	960,300	593,832	366,468
Capital outlay	178,600	110,900	110,769	131
Total expenditures	<u>881,300</u>	<u>1,071,200</u>	<u>704,601</u>	<u>366,599</u>
Excess (deficiency) of revenues over (under) expenditures before other financing sources (uses)	<u>(44,000)</u>	<u>(122,700)</u>	<u>394,080</u>	<u>516,780</u>
Other financing sources (uses):				
Transfers in	147,000	184,400	124,142	(60,258)
Transfers out	<u>(151,700)</u>	<u>(116,000)</u>	<u>(130,000)</u>	<u>(14,000)</u>
Total other financing sources (uses)	<u>(4,700)</u>	<u>68,400</u>	<u>(5,858)</u>	<u>(74,258)</u>
Net change in fund balance	(48,700)	(54,300)	388,222	442,522
Fund balance, beginning of year	<u>3,739,904</u>	<u>4,143,385</u>	<u>4,143,385</u>	<u>-</u>
Fund balance, end of year	<u>\$ 3,691,204</u>	<u>\$ 4,089,085</u>	<u>\$ 4,531,607</u>	<u>\$ 442,522</u>

St. James Parish  
Convent, Louisiana  
Emergency Communication Fund  
Schedule of Revenues, Expenditures, and Changes in Fund Balances  
Budget and Actual  
For the Year Ended December 31, 2022

	Budget			Variance with Final Budget Positive (Negative)
	Original	Final	Actual	
Revenues:				
Federal	\$ -	\$ 45,400	\$ 45,381	\$ (19)
Local	4,500	-	-	-
Charges for services	372,300	331,500	330,828	(672)
Other revenues	-	-	1,785	1,785
Total revenues	<u>376,800</u>	<u>376,900</u>	<u>377,994</u>	<u>1,094</u>
Expenditures:				
Current:				
Public safety	524,600	495,400	464,311	31,089
Capital outlay	50,000	50,000	26,837	23,163
Total expenditures	<u>574,600</u>	<u>545,400</u>	<u>491,148</u>	<u>54,252</u>
Excess (deficiency) of revenues over (under) expenditures before other financing sources (uses)	<u>(197,800)</u>	<u>(168,500)</u>	<u>(113,154)</u>	<u>55,346</u>
Other financing sources (uses):				
Transfers in	151,700	116,000	130,000	14,000
Total other financing sources (uses)	<u>151,700</u>	<u>116,000</u>	<u>130,000</u>	<u>14,000</u>
Net change in fund balance	(46,100)	(52,500)	16,846	69,346
Fund balance, beginning of year	<u>46,189</u>	<u>52,538</u>	<u>52,538</u>	<u>-</u>
Fund balance, end of year	<u>\$ 89</u>	<u>\$ 38</u>	<u>\$ 69,384</u>	<u>\$ 69,346</u>

St. James Parish  
Convent, Louisiana  
Elderly and Emergency Medical Services Fund  
Schedule of Revenues, Expenditures, and Changes in Fund Balances  
Budget and Actual  
For the Year Ended December 31, 2022

	Budget		Actual	Variance with Final Budget Positive (Negative)
	Original	Final		
Revenues:				
Taxes:				
Sales and use	\$ 1,350,100	\$ 1,229,700	\$ 1,415,113	\$ 185,413
Intergovernmental:				
Federal	-	99,100	100,662	1,562
State	800	800	837	37
Investment earnings (losses)	1,800	(50,700)	(31,063)	19,637
Other revenues	-	-	1,800	1,800
Total revenues	<u>1,352,700</u>	<u>1,278,900</u>	<u>1,487,349</u>	<u>208,449</u>
Expenditures:				
Current:				
Health and welfare	2,235,700	2,139,500	2,029,516	109,984
Capital outlay	<u>236,000</u>	<u>75,000</u>	<u>-</u>	<u>75,000</u>
Total expenditures	<u>2,471,700</u>	<u>2,214,500</u>	<u>2,029,516</u>	<u>184,984</u>
Excess (deficiency) of revenues over (under) expenditures before other financing sources (uses)	<u>(1,119,000)</u>	<u>(935,600)</u>	<u>(542,167)</u>	<u>393,433</u>
Other financing sources (uses):				
Transfers in	533,600	593,500	613,336	19,836
Transfers out	<u>(10,000)</u>	<u>(6,700)</u>	<u>(2,991)</u>	<u>3,709</u>
Total other financing sources (uses)	<u>523,600</u>	<u>586,800</u>	<u>610,345</u>	<u>23,545</u>
Net change in fund balance	(595,400)	(348,800)	68,178	416,978
Fund balance, beginning of year	<u>3,849,796</u>	<u>4,146,480</u>	<u>4,146,480</u>	<u>-</u>
Fund balance, end of year	<u>\$ 3,254,396</u>	<u>\$ 3,797,680</u>	<u>\$ 4,214,658</u>	<u>\$ 416,978</u>

St. James Parish  
Convent, Louisiana  
Energy Assistance Fund  
Schedule of Revenues, Expenditures, and Changes in Fund Balances  
Budget and Actual  
For the Year Ended December 31, 2022

	Budget			Variance with Final Budget Positive (Negative)
	Original	Final	Actual	
Revenues:				
Intergovernmental:				
Federal	\$ 121,200	\$ 305,800	\$ 302,022	\$ (3,778)
Total revenues	121,200	305,800	302,022	(3,778)
Expenditures:				
Current:				
Health and welfare	121,200	305,800	302,022	3,778
Total expenditures	121,200	305,800	302,022	3,778
Excess (deficiency) of revenues over (under)				
expenditures before other financing sources (uses)	-	-	-	-
Net change in fund balance	-	-	-	-
Fund balance, beginning of year	-	100	100	-
Fund balance, end of year	\$ -	\$ 100	\$ 100	\$ -

St. James Parish  
Convent, Louisiana  
Parks and Recreation Fund  
Schedule of Revenues, Expenditures, and Changes in Fund Balances  
Budget and Actual  
For the Year Ended December 31, 2022

	Budget		Actual	Variance with Final Budget Positive (Negative)
	Original	Final		
Revenues:				
Taxes:				
Sales and use	\$ 1,350,100	\$ 1,229,700	\$ 1,415,113	\$ 185,413
Intergovernmental:				
Federal	-	21,200	69,832	48,632
State	250,000	-	-	-
Charges for services	9,700	7,200	9,390	2,190
Investment earnings (losses)	4,200	(50,200)	(28,739)	21,461
Other revenues	263,000	63,100	135,575	72,475
Total revenues	<u>1,877,000</u>	<u>1,271,000</u>	<u>1,601,171</u>	<u>330,171</u>
Expenditures:				
Current:				
Culture and recreation	2,695,000	1,460,100	1,271,581	188,519
Capital outlay	3,935,000	1,110,400	996,477	113,923
Total expenditures	<u>6,630,000</u>	<u>2,570,500</u>	<u>2,268,058</u>	<u>302,442</u>
Excess (deficiency) of revenues over (under) expenditures before other financing sources (uses)	<u>(4,753,000)</u>	<u>(1,299,500)</u>	<u>(666,887)</u>	<u>632,613</u>
Other financing sources (uses):				
Transfers in	800,000	-	-	-
Transfers out	-	-	(1,938)	(1,938)
Total other financing sources (uses)	<u>800,000</u>	<u>-</u>	<u>(1,938)</u>	<u>(1,938)</u>
Net change in fund balance	(3,953,000)	(1,299,500)	(668,825)	630,675
Fund balance, beginning of year	4,092,855	4,477,184	4,477,184	-
Fund balance, end of year	<u>\$ 139,855</u>	<u>\$ 3,177,684</u>	<u>\$ 3,808,359</u>	<u>\$ 630,675</u>

St. James Parish  
Convent, Louisiana  
Gramercy Recreation District Fund  
Schedule of Revenues, Expenditures, and Changes in Fund Balances  
Budget and Actual  
For the Year Ended December 31, 2022

	Budget			Variance with Final Budget Positive (Negative)
	Original	Final	Actual	
Revenues:				
Taxes:				
Property	\$ 229,900	\$ 264,400	\$ 301,833	\$ 37,433
Intergovernmental:				
Federal	-	-	(20)	(20)
State	6,900	6,800	6,640	(160)
Other revenues	-	1,200	1,210	10
Total revenues	<u>236,800</u>	<u>272,400</u>	<u>309,663</u>	<u>37,263</u>
Expenditures:				
Current:				
Culture and recreation	133,600	228,000	221,923	6,077
Capital outlay	<u>300,000</u>	<u>33,100</u>	<u>23,760</u>	<u>9,340</u>
Total expenditures	<u>433,600</u>	<u>261,100</u>	<u>245,683</u>	<u>15,417</u>
Excess (deficiency) of revenues over (under) expenditures before other financing sources (uses)	<u>(196,800)</u>	<u>11,300</u>	<u>63,980</u>	<u>52,680</u>
Net change in fund balance	(196,800)	11,300	63,980	52,680
Fund balance, beginning of year	<u>258,025</u>	<u>331,848</u>	<u>331,848</u>	<u>-</u>
Fund balance, end of year	<u>\$ 61,225</u>	<u>\$ 343,148</u>	<u>\$ 395,828</u>	<u>\$ 52,680</u>

St. James Parish  
Convent, Louisiana  
District V Recreation District Fund  
Schedule of Revenues, Expenditures, and Changes in Fund Balances  
Budget and Actual  
For the Year Ended December 31, 2022

	Budget			Variance with Final Budget Positive (Negative)
	Original	Final	Actual	
Revenues:				
Taxes:				
Property	\$ 179,000	\$ 204,300	\$ 263,819	\$ 59,519
Investment earnings (losses)	400	3,200	5,841	2,641
Other revenues	-	10,000	20,500	10,500
Total revenues	<u>179,400</u>	<u>217,500</u>	<u>290,160</u>	<u>72,660</u>
Expenditures:				
Current:				
Culture and recreation	111,900	149,500	141,934	7,566
Capital outlay	<u>85,000</u>	<u>-</u>	<u>-</u>	<u>-</u>
Total expenditures	<u>196,900</u>	<u>149,500</u>	<u>141,934</u>	<u>7,566</u>
Excess (deficiency) of revenues over (under) expenditures before other financing sources (uses)	<u>(17,500)</u>	<u>68,000</u>	<u>148,226</u>	<u>80,226</u>
Net change in fund balance	(17,500)	68,000	148,226	80,226
Fund balance, beginning of year	<u>1,070,509</u>	<u>1,123,995</u>	<u>1,123,995</u>	<u>-</u>
Fund balance, end of year	<u><u>\$ 1,053,009</u></u>	<u><u>\$ 1,191,995</u></u>	<u><u>\$ 1,272,221</u></u>	<u><u>\$ 80,226</u></u>

St. James Parish  
Convent, Louisiana  
St. James Volunteer Fire Department Fund  
Schedule of Revenues, Expenditures, and Changes in Fund Balances  
Budget and Actual  
For the Year Ended December 31, 2022

	Budget			Variance with Final Budget Positive (Negative)
	Original	Final	Actual	
Revenues:				
Intergovernmental:				
State	\$ 44,800	\$ 79,000	\$ 78,982	\$ (18)
Investment earnings (losses)	1,800	(70,100)	(49,724)	20,376
Other revenues	500	500	1,655	1,155
Total revenues	<u>47,100</u>	<u>9,400</u>	<u>30,913</u>	<u>21,513</u>
Expenditures:				
Current:				
Public safety	195,100	215,600	148,389	67,211
Capital outlay	50,000	42,400	42,308	92
Total expenditures	<u>245,100</u>	<u>258,000</u>	<u>190,697</u>	<u>67,303</u>
Excess (deficiency) of revenues over (under) expenditures before other financing sources (uses)	<u>(198,000)</u>	<u>(248,600)</u>	<u>(159,784)</u>	<u>88,816</u>
Other financing sources (uses):				
Transfers in	483,900	537,700	555,441	17,741
Total other financing sources (uses)	<u>483,900</u>	<u>537,700</u>	<u>555,441</u>	<u>17,741</u>
Net change in fund balance	285,900	289,100	395,657	106,557
Fund balance, beginning of year	3,165,536	3,332,787	3,332,787	-
Fund balance, end of year	<u>\$ 3,451,436</u>	<u>\$ 3,621,887</u>	<u>\$ 3,728,444</u>	<u>\$ 106,557</u>



St. James Parish  
Convent, Louisiana  
Gramercy Volunteer Fire Department Restricted Fund  
Schedule of Revenues, Expenditures, and Changes in Fund Balances  
Budget and Actual  
For the Year Ended December 31, 2022

	Budget		Actual	Variance with Final Budget Positive (Negative)
	Original	Final		
Expenditures:				
Current:				
Public safety	\$ -	\$ 1,200	\$ 698	\$ 502
Total expenditures	-	1,200	698	502
Excess (deficiency) of revenues over (under)				
expenditures before other financing sources (uses)	-	(1,200)	(698)	502
Net change in fund balance	-	(1,200)	(698)	502
Fund balance, beginning of year	177,243	177,243	177,243	-
Fund balance, end of year	<u>\$ 177,243</u>	<u>\$ 176,043</u>	<u>\$ 176,545</u>	<u>\$ 502</u>

St. James Parish  
Convent, Louisiana  
Union-Covent Volunteer Fire Department Fund  
Schedule of Revenues, Expenditures, and Changes in Fund Balances  
Budget and Actual  
For the Year Ended December 31, 2022

	Budget		Actual	Variance with Final Budget Positive (Negative)
	Original	Final		
Revenues:				
Intergovernmental:				
Federal	\$ -	\$ -	\$ 150	\$ 150
State	7,300	12,700	12,706	6
Investment earnings (losses)	1,100	(14,600)	(8,057)	6,543
Other revenues	2,800	7,000	6,719	(281)
Total revenues	11,200	5,100	11,518	6,418
Expenditures:				
Current:				
Public safety	142,600	185,800	118,637	67,163
Capital outlay	-	62,000	57,314	4,686
Total expenditures	142,600	247,800	175,951	71,849
Excess (deficiency) of revenues over (under) expenditures before other financing sources (uses)	(131,400)	(242,700)	(164,433)	78,267
Other financing sources (uses):				
Transfers in	222,000	246,400	254,473	8,073
Total other financing sources (uses)	222,000	246,400	254,473	8,073
Net change in fund balance	90,600	3,700	90,040	86,340
Fund balance, beginning of year	1,312,948	1,545,282	1,545,282	-
Fund balance, end of year	\$ 1,403,548	\$ 1,548,982	\$ 1,635,322	\$ 86,340

St. James Parish  
Convent, Louisiana  
North Vacherie Volunteer Fire Department Fund  
Schedule of Revenues, Expenditures, and Changes in Fund Balances  
Budget and Actual  
For the Year Ended December 31, 2022

	Budget		Actual	Variance with Final Budget Positive (Negative)
	Original	Final		
Revenues:				
Intergovernmental:				
Federal	\$ 1,003,500	\$ -	\$ 387	\$ 387
State	19,000	34,000	33,995	(5)
Investment earnings (losses)	1,400	(11,900)	(4,002)	7,898
Other revenues	161,500	11,500	11,530	30
Total revenues	<u>1,185,400</u>	<u>33,600</u>	<u>41,910</u>	<u>8,310</u>
Expenditures:				
Current:				
Public safety	1,683,100	213,900	145,188	68,712
Capital outlay	40,000	74,000	72,383	1,617
Total expenditures	<u>1,723,100</u>	<u>287,900</u>	<u>217,571</u>	<u>70,329</u>
Excess (deficiency) of revenues over (under) expenditures before other financing sources (uses)	<u>(537,700)</u>	<u>(254,300)</u>	<u>(175,661)</u>	<u>78,639</u>
Other financing sources (uses):				
Transfers in	352,400	391,400	404,316	12,916
Total other financing sources (uses)	<u>352,400</u>	<u>391,400</u>	<u>404,316</u>	<u>12,916</u>
Net change in fund balance	(185,300)	137,100	228,655	91,555
Fund balance, beginning of year	<u>1,668,482</u>	<u>1,865,792</u>	<u>1,865,792</u>	<u>-</u>
Fund balance, end of year	<u>\$ 1,483,182</u>	<u>\$ 2,002,892</u>	<u>\$ 2,094,447</u>	<u>\$ 91,555</u>

St. James Parish  
Convent, Louisiana  
South Vacherie Volunteer Fire Department Fund  
Schedule of Revenues, Expenditures, and Changes in Fund Balances  
Budget and Actual  
For the Year Ended December 31, 2022

	Budget		Actual	Variance with Final Budget Positive (Negative)
	Original	Final		
Revenues:				
Intergovernmental:				
State	\$ 13,800	\$ 24,600	\$ 24,590	\$ (10)
Investment earnings (losses)	1,800	(23,800)	(13,419)	10,381
Total revenues	15,600	800	11,171	10,371
Expenditures:				
Current:				
Public safety	208,800	200,500	128,876	71,624
Capital outlay	40,500	-	-	-
Total expenditures	249,300	200,500	128,876	71,624
Excess (deficiency) of revenues over (under) expenditures before other financing sources (uses)	(233,700)	(199,700)	(117,705)	81,995
Other financing sources (uses):				
Transfers in	242,300	269,000	277,777	8,777
Total other financing sources (uses)	242,300	269,000	277,777	8,777
Net change in fund balance	8,600	69,300	160,072	90,772
Fund balance, beginning of year	1,988,275	2,106,716	2,106,716	-
Fund balance, end of year	\$ 1,996,875	\$ 2,176,016	\$ 2,266,788	\$ 90,772

St. James Parish  
Convent, Louisiana  
Criminal Court Fund  
Schedule of Revenues, Expenditures, and Changes in Fund Balances  
Budget and Actual  
For the Year Ended December 31, 2022

	Budget		Actual	Variance with Final Budget Positive (Negative)
	Original	Final		
Revenues:				
Intergovernmental:				
State	\$ 15,800	\$ 16,000	\$ 16,008	\$ 8
Local	23,700	17,000	20,452	3,452
Fines and forfeits	130,300	149,800	148,259	(1,541)
Total revenues	169,800	182,800	184,719	1,919
Expenditures:				
Current:				
General government	1,066,700	1,101,300	1,067,640	33,660
Total expenditures	1,066,700	1,101,300	1,067,640	33,660
Excess (deficiency) of revenues over (under) expenditures before other financing sources (uses)	(896,900)	(918,500)	(882,921)	35,579
Other financing sources (uses):				
Transfers in	896,900	913,900	885,000	(28,900)
Total other financing sources (uses)	896,900	913,900	885,000	(28,900)
Net change in fund balance	-	(4,600)	2,079	6,679
Fund balance, beginning of year	2	4,609	4,609	-
Fund balance, end of year	\$ 2	\$ 9	\$ 6,688	\$ 6,679

St. James Parish  
Convent, Louisiana  
CC - Juror Compensation Fees Fund  
Schedule of Revenues, Expenditures, and Changes in Fund Balances  
Budget and Actual  
For the Year Ended December 31, 2022

	Budget		Actual	Variance with Final Budget Positive (Negative)
	Original	Final		
Revenues:				
Investment earnings (losses)	\$ 700	\$ (5,100)	\$ (2,512)	\$ 2,588
Other revenues	34,000	25,000	28,512	3,512
Total revenues	34,700	19,900	26,000	6,100
Expenditures:				
Current:				
General government	25,000	40,000	28,954	11,046
Total expenditures	25,000	40,000	28,954	11,046
Excess (deficiency) of revenues over (under) expenditures before other financing sources (uses)	9,700	(20,100)	(2,954)	17,146
Net change in fund balance	9,700	(20,100)	(2,954)	17,146
Fund balance, beginning of year	697,082	723,839	723,839	-
Fund balance, end of year	\$ 706,782	\$ 703,739	\$ 720,885	\$ 17,146

St. James Parish  
Convent, Louisiana  
CC - Law Enforcement Officer Witness Fees Fund  
Schedule of Revenues, Expenditures, and Changes in Fund Balances  
Budget and Actual  
For the Year Ended December 31, 2022

	Budget		Actual	Variance with Final Budget Positive (Negative)
	Original	Final		
Revenues:				
Other revenues	\$ 27,200	\$ 20,000	\$ 22,820	\$ 2,820
Total revenues	27,200	20,000	22,820	2,820
Expenditures:				
Current:				
General government	10,400	9,500	11,050	(1,550)
Total expenditures	10,400	9,500	11,050	(1,550)
Excess (deficiency) of revenues over (under) expenditures before other financing sources (uses)	16,800	10,500	11,770	1,270
Net change in fund balance	16,800	10,500	11,770	1,270
Fund balance, beginning of year	76,245	88,545	88,545	-
Fund balance, end of year	\$ 93,045	\$ 99,045	\$ 100,315	\$ 1,270

St. James Parish  
Convent, Louisiana  
Community Services Block Grant Fund  
Schedule of Revenues, Expenditures, and Changes in Fund Balances  
Budget and Actual  
For the Year Ended December 31, 2022

	Budget		Actual	Variance with Final Budget Positive (Negative)
	Original	Final		
Revenues:				
Intergovernmental:				
Federal	\$ 89,400	\$ 145,200	\$ 153,410	\$ 8,210
Other revenues	-	-	286	286
Total revenues	89,400	145,200	153,696	8,496
Expenditures:				
Current:				
Health and welfare	89,400	145,200	153,696	(8,496)
Total expenditures	89,400	145,200	153,696	(8,496)
Excess (deficiency) of revenues over (under) expenditures before other financing sources (uses)	-	-	-	-
Net change in fund balance	-	-	-	-
Fund balance, beginning of year	-	-	-	-
Fund balance, end of year	\$ -	\$ -	\$ -	\$ -



St. James Parish  
Convent, Louisiana  
Emergency Food & Shelter Fund  
Schedule of Revenues, Expenditures, and Changes in Fund Balances  
Budget and Actual  
For the Year Ended December 31, 2022

	Budget		Actual	Variance with Final Budget Positive (Negative)
	Original	Final		
Revenues:				
Intergovernmental:				
Federal	\$ 8,400	\$ 200	\$ -	\$ (200)
Other revenues	-	-	161	161
Total revenues	8,400	200	161	(39)
Expenditures:				
Current:				
Health and welfare	8,400	200	161	39
Total expenditures	8,400	200	161	39
Excess (deficiency) of revenues over (under) expenditures before other financing sources (uses)	-	-	-	-
Net change in fund balance	-	-	-	-
Fund balance, beginning of year	-	-	-	-
Fund balance, end of year	\$ -	\$ -	\$ -	\$ -

St. James Parish  
Convent, Louisiana  
Title III - C-2 Home Delivered Meals Fund  
Schedule of Revenues, Expenditures, and Changes in Fund Balances  
Budget and Actual  
For the Year Ended December 31, 2022

	Budget		Actual	Variance with Final Budget Positive (Negative)
	Original	Final		
Revenues:				
Intergovernmental:				
Federal	\$ 28,100	\$ 40,300	\$ 50,206	\$ 9,906
State	26,600	18,800	19,966	1,166
Other revenues	8,000	9,300	4,110	(5,190)
Total revenues	<u>62,700</u>	<u>68,400</u>	<u>74,282</u>	<u>5,882</u>
Expenditures:				
Current:				
Health and welfare	159,500	220,300	193,676	26,624
Total expenditures	<u>159,500</u>	<u>220,300</u>	<u>193,676</u>	<u>26,624</u>
Excess (deficiency) of revenues over (under) expenditures before other financing sources (uses)	<u>(96,800)</u>	<u>(151,900)</u>	<u>(119,394)</u>	<u>32,506</u>
Other financing sources (uses):				
Transfers in	96,800	151,900	119,394	(32,506)
Total other financing sources (uses)	<u>96,800</u>	<u>151,900</u>	<u>119,394</u>	<u>(32,506)</u>
Net change in fund balance	-	-	-	-
Fund balance, beginning of year	-	-	-	-
Fund balance, end of year	<u>\$ -</u>	<u>\$ -</u>	<u>\$ -</u>	<u>\$ -</u>

St. James Parish  
Convent, Louisiana  
Title III - C-1 Congregate Meals Fund  
Schedule of Revenues, Expenditures, and Changes in Fund Balances  
Budget and Actual  
For the Year Ended December 31, 2022

	Budget		Actual	Variance with Final Budget Positive (Negative)
	Original	Final		
Revenues:				
Intergovernmental:				
Federal	\$ 25,800	\$ 41,800	\$ 108,178	\$ 66,378
State	2,200	20,000	20,478	478
Other revenues	6,000	5,900	(35,903)	(41,803)
Total revenues	34,000	67,700	92,753	25,053
Expenditures:				
Current:				
Health and welfare	87,400	111,900	104,779	7,121
Total expenditures	87,400	111,900	104,779	7,121
Excess (deficiency) of revenues over (under) expenditures before other financing sources (uses)	(53,400)	(44,200)	(12,026)	32,174
Other financing sources (uses):				
Transfers in	53,400	44,200	12,026	(32,174)
Total other financing sources (uses)	53,400	44,200	12,026	(32,174)
Net change in fund balance	-	-	-	-
Fund balance, beginning of year	-	-	-	-
Fund balance, end of year	\$ -	\$ -	\$ -	\$ -

St. James Parish  
Convent, Louisiana  
Title III - B Supportive Services Fund  
Schedule of Revenues, Expenditures, and Changes in Fund Balances  
Budget and Actual  
For the Year Ended December 31, 2022

	Budget		Actual	Variance with Final Budget Positive (Negative)
	Original	Final		
Revenues:				
Intergovernmental:				
Federal	\$ 25,600	\$ 37,600	\$ 44,004	\$ 6,404
State	1,600	4,200	5,319	1,119
Other revenues	-	1,900	(5,930)	(7,830)
Total revenues	<u>27,200</u>	<u>43,700</u>	<u>43,393</u>	<u>(307)</u>
Expenditures:				
Current:				
Health and welfare	<u>47,200</u>	<u>52,400</u>	<u>50,158</u>	<u>2,242</u>
Total expenditures	<u>47,200</u>	<u>52,400</u>	<u>50,158</u>	<u>2,242</u>
Excess (deficiency) of revenues over (under) expenditures before other financing sources (uses)	<u>(20,000)</u>	<u>(8,700)</u>	<u>(6,765)</u>	<u>1,935</u>
Other financing sources (uses):				
Transfers in	20,000	14,900	12,949	(1,951)
Transfers out	-	(6,200)	(6,184)	16
Total other financing sources (uses)	<u>20,000</u>	<u>8,700</u>	<u>6,765</u>	<u>(1,935)</u>
Net change in fund balance	-	-	-	-
Fund balance, beginning of year	-	-	-	-
Fund balance, end of year	<u>\$ -</u>	<u>\$ -</u>	<u>\$ -</u>	<u>\$ -</u>

St. James Parish  
Convent, Louisiana  
Title III - C-1 Area Agency Administration Fund  
Schedule of Revenues, Expenditures, and Changes in Fund Balances  
Budget and Actual  
For the Year Ended December 31, 2022

	Budget		Actual	Variance with Final Budget Positive (Negative)
	Original	Final		
Revenues:				
Intergovernmental:				
Federal	\$ 10,600	\$ 15,400	\$ 17,596	\$ 2,196
State	3,400	5,100	5,865	765
Other revenues	-	-	(3,051)	(3,051)
Total revenues	14,000	20,500	20,410	(90)
Expenditures:				
Current:				
Health and welfare	14,000	14,400	14,303	97
Total expenditures	14,000	14,400	14,303	97
Excess (deficiency) of revenues over (under) expenditures before other financing sources (uses)	-	6,100	6,107	7
Other financing sources (uses):				
Transfers out	-	(6,100)	(6,107)	(7)
Total other financing sources (uses)	-	(6,100)	(6,107)	(7)
Net change in fund balance	-	-	-	-
Fund balance, beginning of year	-	-	-	-
Fund balance, end of year	\$ -	\$ -	\$ -	\$ -

St. James Parish  
Convent, Louisiana  
Title III - D Preventive Health Fund  
Schedule of Revenues, Expenditures, and Changes in Fund Balances  
Budget and Actual  
For the Year Ended December 31, 2022

	Budget		Actual	Variance with Final Budget Positive (Negative)
	Original	Final		
Revenues:				
Intergovernmental:				
Federal	\$ 3,400	\$ 5,700	\$ 6,758	\$ 1,058
Other revenues	-	1,600	(1,088)	(2,688)
Total revenues	3,400	7,300	5,670	(1,630)
Expenditures:				
Current:				
Health and welfare	3,400	1,600	-	1,600
Total expenditures	3,400	1,600	-	1,600
Excess (deficiency) of revenues over (under) expenditures before other financing sources (uses)	-	5,700	5,670	(30)
Other financing sources (uses):				
Transfers out	-	(5,700)	(5,670)	30
Total other financing sources (uses)	-	(5,700)	(5,670)	30
Net change in fund balance	-	-	-	-
Fund balance, beginning of year	-	-	-	-
Fund balance, end of year	\$ -	\$ -	\$ -	\$ -

St. James Parish  
Convent, Louisiana  
Title III - E NFCSP (Caregiver) Fund  
Schedule of Revenues, Expenditures, and Changes in Fund Balances  
Budget and Actual  
For the Year Ended December 31, 2022

	Budget		Actual	Variance with Final Budget Positive (Negative)
	Original	Final		
Revenues:				
Intergovernmental:				
Federal	\$ 11,200	\$ 14,300	\$ 15,801	\$ 1,501
State	3,600	4,800	5,265	465
Other revenues	-	(300)	(2,338)	(2,038)
Total revenues	14,800	18,800	18,728	(72)
Expenditures:				
Current:				
Health and welfare	24,800	27,200	24,701	2,499
Total expenditures	24,800	27,200	24,701	2,499
Excess (deficiency) of revenues over (under) expenditures before other financing sources (uses)	(10,000)	(8,400)	(5,973)	2,427
Other financing sources (uses):				
Transfers in	10,000	10,200	7,733	(2,467)
Transfers out	-	(1,800)	(1,760)	40
Total other financing sources (uses)	10,000	8,400	5,973	(2,427)
Net change in fund balance	-	-	-	-
Fund balance, beginning of year	-	-	-	-
Fund balance, end of year	\$ -	\$ -	\$ -	\$ -

St. James Parish  
Convent, Louisiana  
Senior Center Fund  
Schedule of Revenues, Expenditures, and Changes in Fund Balances  
Budget and Actual  
For the Year Ended December 31, 2022

	Budget		Actual	Variance with Final Budget Positive (Negative)
	Original	Final		
Revenues:				
Intergovernmental:				
State	\$ 30,400	\$ 45,900	\$ 45,878	\$ (22)
Other revenues	-	1,000	(29,613)	(30,613)
Total revenues	30,400	46,900	16,265	(30,635)
Expenditures:				
Current:				
Health and welfare	35,800	8,700	4,787	3,913
Total expenditures	35,800	8,700	4,787	3,913
Excess (deficiency) of revenues over (under) expenditures before other financing sources (uses)	(5,400)	38,200	11,478	(26,722)
Other financing sources (uses):				
Transfers in	35,800	8,700	4,787	(3,913)
Transfers out	(30,400)	(46,900)	(16,265)	30,635
Total other financing sources (uses)	5,400	(38,200)	(11,478)	26,722
Net change in fund balance	-	-	-	-
Fund balance, beginning of year	-	-	-	-
Fund balance, end of year	\$ -	\$ -	\$ -	\$ -



St. James Parish  
Convent, Louisiana  
GOEA Supplemental Senior Center Fund  
Schedule of Revenues, Expenditures, and Changes in Fund Balances  
Budget and Actual  
For the Year Ended December 31, 2022

	Budget		Actual	Variance with Final Budget Positive (Negative)
	Original	Final		
Revenues:				
Intergovernmental:				
State	\$ 3,000	\$ 3,100	\$ 3,100	\$ -
Other revenues	-	-	(1,550)	(1,550)
Total revenues	3,000	3,100	1,550	(1,550)
Excess (deficiency) of revenues over (under) expenditures before other financing sources (uses)	3,000	3,100	1,550	(1,550)
Other financing sources (uses):				
Transfers out	(3,000)	(3,100)	(1,550)	1,550
Total other financing sources (uses)	(3,000)	(3,100)	(1,550)	1,550
Net change in fund balance	-	-	-	-
Fund balance, beginning of year	-	-	-	-
Fund balance, end of year	<u>\$ -</u>	<u>\$ -</u>	<u>\$ -</u>	<u>\$ -</u>

St. James Parish  
Convent, Louisiana  
Senior Center Additional Appropriation Fund  
Schedule of Revenues, Expenditures, and Changes in Fund Balances  
Budget and Actual  
For the Year Ended December 31, 2022

	Budget		Actual	Variance with Final Budget Positive (Negative)
	Original	Final		
Revenues:				
Taxes:				
Intergovernmental:				
State	\$ 7,800	\$ 7,800	\$ 7,812	\$ 12
Other revenues	-	2,800	(1,141)	(3,941)
Total revenues	7,800	10,600	6,671	(3,929)
Excess (deficiency) of revenues over (under)				
expenditures before other financing sources (uses)	7,800	10,600	6,671	(3,929)
Other financing sources (uses):				
Transfers out	(7,800)	(10,600)	(6,671)	3,929
Total other financing sources (uses)	(7,800)	(10,600)	(6,671)	3,929
Net change in fund balance	-	-	-	-
Fund balance, beginning of year	-	-	-	-
Fund balance, end of year	\$ -	\$ -	\$ -	\$ -

St. James Parish  
Convent, Louisiana  
Title V Senior Employment Fund  
Schedule of Revenues, Expenditures, and Changes in Fund Balances  
Budget and Actual  
For the Year Ended December 31, 2022

	Budget		Actual	Variance with Final Budget Positive (Negative)
	Original	Final		
Fund balance, beginning of year	\$ -	\$ 27	\$ 27	\$ -
Fund balance, end of year	\$ -	\$ 27	\$ 27	\$ -

St. James Parish  
Convent, Louisiana  
Area Agency on Aging - Parish Council on Aging Fund  
Schedule of Revenues, Expenditures, and Changes in Fund Balances  
Budget and Actual  
For the Year Ended December 31, 2022

	Budget		Actual	Variance with Final Budget Positive (Negative)
	Original	Final		
Revenues:				
Intergovernmental:				
State	\$ 108,000	\$ 100,000	\$ 99,999	\$ (1)
Other revenues	-	-	(6,770)	(6,770)
Total revenues	108,000	100,000	93,229	(6,771)
Expenditures:				
Current:				
Health and welfare	-	15,900	13,500	2,400
Total expenditures	-	15,900	13,500	2,400
Excess (deficiency) of revenues over (under) expenditures before other financing sources (uses)	108,000	84,100	79,729	(4,371)
Other financing sources (uses):				
Transfers out	(108,000)	(84,100)	(79,729)	4,371
Total other financing sources (uses)	(108,000)	(84,100)	(79,729)	4,371
Net change in fund balance	-	-	-	-
Fund balance, beginning of year	-	-	-	-
Fund balance, end of year	\$ -	\$ -	\$ -	\$ -

St. James Parish  
Convent, Louisiana  
Area Agency on Aging - Nutritional Services Incentive Program Fund  
Schedule of Revenues, Expenditures, and Changes in Fund Balances  
Budget and Actual  
For the Year Ended December 31, 2022

	Budget		Actual	Variance with Final Budget Positive (Negative)
	Original	Final		
Revenues:				
Intergovernmental:				
Federal	\$ 56,800	\$ 58,700	\$ 67,584	\$ 8,884
Other revenues	-	-	(37,613)	(37,613)
Total revenues	56,800	58,700	29,971	(28,729)
Excess (deficiency) of revenues over (under) expenditures before other financing sources (uses)	56,800	58,700	29,971	(28,729)
Other financing sources (uses):				
Transfers out	(56,800)	(58,700)	(29,971)	28,729
Total other financing sources (uses)	(56,800)	(58,700)	(29,971)	28,729
Net change in fund balance	-	-	-	-
Fund balance, beginning of year	-	-	-	-
Fund balance, end of year	\$ -	\$ -	\$ -	\$ -

St. James Parish  
Convent, Louisiana  
Older Americans Act Fund  
Schedule of Revenues, Expenditures, and Changes in Fund Balances  
Budget and Actual  
For the Year Ended December 31, 2022

	Budget		Actual	Variance with Final Budget Positive (Negative)
	Original	Final		
Revenues:				
Intergovernmental:				
Federal	\$ 1,900	\$ 1,900	\$ 1,879	\$ (21)
Other revenues	-	1,900	1,879	(21)
Total revenues	1,900	3,800	3,758	(42)
Expenditures:				
Current:				
Health and welfare	1,900	3,800	3,767	33
Total expenditures	1,900	3,800	3,767	33
Excess (deficiency) of revenues over (under) expenditures before other financing sources (uses)	-	-	(9)	(9)
Other financing sources (uses):				
Transfers in	-	-	9	9
Total other financing sources (uses)	-	-	9	9
Net change in fund balance	-	-	-	-
Fund balance, beginning of year	-	-	-	-
Fund balance, end of year	\$ -	\$ -	\$ -	\$ -

St. James Parish  
Convent, Louisiana  
Low Income Household Water Assistance Program (LIHWAP) Fund  
Schedule of Revenues, Expenditures, and Changes in Fund Balances  
Budget and Actual  
For the Year Ended December 31, 2022

	Budget		Actual	Variance with Final Budget Positive (Negative)
	Original	Final		
Revenues:				
Intergovernmental:				
Federal	\$ -	34,800	\$ 34,605	\$ (195)
Total revenues	-	34,800	34,605	(195)
Expenditures:				
Health and welfare	-	34,800	34,605	195
Total expenditures	-	34,800	34,605	195
Excess (deficiency) of revenues over (under) expenditures before other financing sources (uses)	-	-	-	-
Net change in fund balance	-	-	-	-
Fund balance, beginning of year	-	-	-	-
Fund balance, end of year	\$ -	\$ -	\$ -	\$ -

St. James Parish  
Convent, Louisiana  
Expanding the Public Health Workforce  
Schedule of Revenues, Expenditures, and Changes in Fund Balances  
Budget and Actual  
For the Year Ended December 31, 2022

	Budget			Variance with Final Budget Positive (Negative)
	Original	Final	Actual	
Revenues:				
Intergovernmental:				
Federal	\$ -	\$ 3,100	\$ 3,132	\$ 32
Other revenues	-	-	(2,605)	(2,605)
Total revenues	-	3,100	527	(2,573)
Expenditures:				
Current:				
Health and welfare	-	3,100	527	2,573
Total expenditures	-	3,100	527	2,573
Excess (deficiency) of revenues over (under) expenditures before other financing sources (uses)	-	-	-	-
Net change in fund balance	-	-	-	-
Fund balance, beginning of year	-	-	-	-
Fund balance, end of year	\$ -	\$ -	\$ -	\$ -



St. James Parish  
Convent, Louisiana  
River Parish Youth Build Fund  
Schedule of Revenues, Expenditures, and Changes in Fund Balances  
Budget and Actual  
For the Year Ended December 31, 2022

	Budget		Actual	Variance with Final Budget Positive (Negative)
	Original	Final		
Fund balance, beginning of year	\$ -	\$ 429	\$ 429	\$ -
Fund balance, end of year	\$ -	\$ 429	\$ 429	\$ -

St. James Parish  
Convent, Louisiana  
Youth Build AmeriCorps Fund  
Schedule of Revenues, Expenditures, and Changes in Fund Balances  
Budget and Actual  
For the Year Ended December 31, 2022

	Budget		Actual	Variance with Final Budget Positive (Negative)
	Original	Final		
Net change in fund balance	\$ -	\$ -	\$ -	\$ -
Fund balance, beginning of year	-	-	-	-
Fund balance, end of year	<u>\$ -</u>	<u>\$ -</u>	<u>\$ -</u>	<u>\$ -</u>

St. James Parish  
Convent, Louisiana  
Housing Preservation Grant Fund  
Schedule of Revenues, Expenditures, and Changes in Fund Balances  
Budget and Actual  
For the Year Ended December 31, 2022

	Budget		Actual	Variance with Final Budget Positive (Negative)
	Original	Final		
Revenues:				
Intergovernmental:				
Federal	\$ 119,100	\$ 19,500	\$ -	\$ (19,500)
In-kind contributions	-	17,500	-	(17,500)
Total revenues	119,100	37,000	-	(37,000)
Expenditures:				
Current:				
Health and welfare	119,100	37,000	-	37,000
Total expenditures	119,100	37,000	-	37,000
Excess (deficiency) of revenues over (under) expenditures before other financing sources (uses)	-	-	-	-
Net change in fund balance	-	-	-	-
Fund balance, beginning of year	-	-	-	-
Fund balance, end of year	\$ -	\$ -	\$ -	\$ -

St. James Parish  
Convent, Louisiana  
St. James Youth Center Fund  
Schedule of Revenues, Expenditures, and Changes in Fund Balances  
Budget and Actual  
For the Year Ended December 31, 2022

	Budget		Actual	Variance with Final Budget Positive (Negative)
	Original	Final		
Revenues:				
Taxes:				
Property	\$ 337,000	\$ 378,500	\$ 398,954	\$ 20,454
Fines and forfeits	1,000	1,000	1,004	4
Investment earnings (losses)	2,100	(79,600)	(57,170)	22,430
Other revenues	-	200	240	40
Total revenues	<u>340,100</u>	<u>300,100</u>	<u>343,028</u>	<u>42,928</u>
Expenditures:				
Current:				
Public safety	<u>173,600</u>	<u>86,900</u>	<u>74,996</u>	<u>11,904</u>
Total expenditures	<u>173,600</u>	<u>86,900</u>	<u>74,996</u>	<u>11,904</u>
Excess (deficiency) of revenues over (under)				
expenditures before other financing sources (uses)	<u>166,500</u>	<u>213,200</u>	<u>268,032</u>	<u>54,832</u>
Other financing sources (uses):				
Transfers out	<u>(1,200,000)</u>	<u>-</u>	<u>-</u>	<u>-</u>
Total other financing sources (uses)	<u>(1,200,000)</u>	<u>-</u>	<u>-</u>	<u>-</u>
Net change in fund balance	(1,033,500)	213,200	268,032	54,832
Fund balance, beginning of year	<u>3,344,547</u>	<u>3,347,683</u>	<u>3,347,683</u>	<u>-</u>
Fund balance, end of year	<u>\$ 2,311,047</u>	<u>\$ 3,560,883</u>	<u>\$ 3,615,715</u>	<u>\$ 54,832</u>

## **NONMAJOR DEBT SERVICE FUNDS**

The debt service funds are used to account for the accumulation of principal and interest from governmental resources. Revenues for the debt service funds are provided by property taxes, sales taxes, and interest on investments. The Parish maintains the following debt service funds:

### **Certificates of Indebtedness Fund**

The Certificates of Indebtedness Fund accounts for the retirement certificates of indebtedness. In 2010 the Parish issued certificates of indebtedness totaling \$2,000,000 for the purpose of renovating, improving, equipping, and expanding the library facilities on the East Bank. Limited Tax Certificates, Series 2011, in the amount of \$2,500,000 were issued for the purpose of renovating, improving and expanding St. James Parish Hospital. In 2012, the Parish issued Limited Tax Certificates, Series 2012, in the amount of \$180,000 for the purpose of purchasing a fire truck and other fire equipment.

### **Consolidated General Obligation Bonds Fund**

The Consolidated General Obligation Bonds Fund accounts for the property tax levies needed to comply with the interest and principal redemption requirements of the General Obligation Refunding Bonds, Series 2005 issue, the General Obligation Bonds, Series 2007 issue, and the General Obligation Bonds, Series 2014 issue.

### **Limited Tax Bonds Fund**

The Limited Tax Bonds fund accounts for the sale of \$850,000 in Limited Tax Bonds, Series 2017, for the payment of the pre-construction design and engineering costs in connection with the widening of Louisiana Highway 20.

### **GOMESA Revenue Bonds Fund**

The GOMESA Revenue Bonds Fund accounts for the revenues needed to comply with the interest and principal redemption requirements of the GOMESA Series 2019 issuance.

### **Hurricane Recovery Revenue Bonds Fund**

The Hurricane Recovery Revenue Bonds Fund accounts for the sale of \$8,000,000 in Revenues Bonds, Series 2022, which will be used for aiding the Parish in recovering from Hurricane Ida. These bonds are not secured by property tax revenues. They will be paid off as the Parish received federal aid from FEMA grants.

St. James Parish  
Convent, Louisiana  
Nonmajor Debt Service Funds  
Combining Balance Sheet  
December 31, 2022

	Certificates of Indebtedness	Consolidated General Obligation Bonds	Limited Tax Bonds	GOMESA Revenue Bonds	Hurricane Recovery Revenue Bonds	Total
<b>Assets</b>						
Cash and cash equivalents	\$ 6,166	\$ 48,193	\$ 100	\$ 504,445	\$ -	\$ 558,904
Receivables	-	492,612	-	-	-	492,612
Total assets	<u>\$ 6,166</u>	<u>\$ 540,805</u>	<u>\$ 100</u>	<u>\$ 504,445</u>	<u>\$ -</u>	<u>\$ 1,051,516</u>
<b>Liabilities and fund balance</b>						
Liabilities:						
Accounts payable	\$ -	\$ 16,579	\$ -	\$ -	\$ -	\$ 16,579
Total liabilities	<u>-</u>	<u>16,579</u>	<u>-</u>	<u>-</u>	<u>-</u>	<u>16,579</u>
Fund balance:						
Restricted	6,166	524,226	100	504,445	-	1,034,937
Total fund balance	<u>6,166</u>	<u>524,226</u>	<u>100</u>	<u>504,445</u>	<u>-</u>	<u>1,034,937</u>
Total liabilities and fund balance	<u>\$ 6,166</u>	<u>\$ 540,805</u>	<u>\$ 100</u>	<u>\$ 504,445</u>	<u>\$ -</u>	<u>\$ 1,051,516</u>

St. James Parish  
Convent, Louisiana  
Nonmajor Debt Service Funds  
Combining Statement of Revenues, Expenditures, and Changes in Fund Balances  
For the Year Ended December 31, 2022

	Certificates of Indebtedness	Consolidated General Obligation Bonds	Limited Tax Bonds	GOMESA Revenue Bonds	Hurricane Recovery Revenue Bonds	Total
Revenues:						
Taxes:						
Property	\$ -	\$ 517,133	\$ -	\$ -	\$ -	\$ 517,133
Investment earnings (losses)	-	-	-	9,320	-	9,320
Total revenues	-	517,133	-	9,320	-	526,453
Expenditures:						
Current:						
General government:						
Financial administration	-	16,984	-	-	-	16,984
Debt Service:						
Principal	-	395,000	85,000	310,000	-	790,000
Interest and other costs	-	50,298	12,042	290,159	90,567	443,066
Total expenditures	-	462,282	97,042	600,159	90,567	1,250,050
Excess of revenues over (under) expenditures before other financing sources (uses)	-	54,851	(97,042)	(590,839)	(90,567)	(723,597)
Other financing sources (uses):						
Transfers in	-	-	97,042	726,970	90,567	914,579
Transfers out	-	-	-	(96,268)	-	(96,268)
Total other financing sources (uses)	-	-	97,042	630,702	90,567	818,311
Net change in fund balance	-	54,851	-	39,863	-	94,714
Fund balance, beginning of year	6,166	469,375	100	464,582	-	940,223
Fund balance, end of year	\$ 6,166	\$ 524,226	\$ 100	\$ 504,445	\$ -	\$ 1,034,937

St. James Parish  
Convent, Louisiana  
Certificates of Indebtedness Fund  
Schedule of Revenues, Expenditures, and Changes in Fund Balances  
Budget and Actual  
For the Year Ended December 31, 2022

	Budget		Actual	Variance with Final Budget Positive (Negative)
	Original	Final		
Fund balance, beginning of year	\$ 6,166	\$ 6,166	\$ 6,166	\$ -
Fund balance, end of year	<u>\$ 6,166</u>	<u>\$ 6,166</u>	<u>\$ 6,166</u>	<u>\$ -</u>



St. James Parish  
Convent, Louisiana  
Consolidated General Obligation Bonds Fund  
Schedule of Revenues, Expenditures, and Changes in Fund Balances  
Budget and Actual  
For the Year Ended December 31, 2022

	Budget		Actual	Variance with Final Budget Positive (Negative)
	Original	Final		
Revenues:				
Taxes:				
Property	\$ 286,400	\$ 458,600	\$ 517,133	\$ 58,533
Total revenues	<u>286,400</u>	<u>458,600</u>	<u>517,133</u>	<u>58,533</u>
Expenditures:				
Current:				
General government	11,000	16,700	16,984	(284)
Debt Service:				
Principal	395,000	395,000	395,000	-
Interest and other costs	<u>50,300</u>	<u>50,300</u>	<u>50,298</u>	<u>2</u>
Total expenditures	<u>456,300</u>	<u>462,000</u>	<u>462,282</u>	<u>(282)</u>
Excess (deficiency) of revenues over (under)				
expenditures before other financing sources (uses)	<u>(169,900)</u>	<u>(3,400)</u>	<u>54,851</u>	<u>58,251</u>
Net change in fund balance	(169,900)	(3,400)	54,851	58,251
Fund balance, beginning of year	<u>308,887</u>	<u>469,375</u>	<u>469,375</u>	<u>-</u>
Fund balance, end of year	<u>\$ 138,987</u>	<u>\$ 465,975</u>	<u>\$ 524,226</u>	<u>\$ 58,251</u>

St. James Parish  
Convent, Louisiana  
Limited Tax Bonds Fund  
Schedule of Revenues, Expenditures, and Changes in Fund Balances  
Budget and Actual  
For the Year Ended December 31, 2022

	Budget		Actual	Variance with Final Budget Positive (Negative)
	Original	Final		
Expenditures:				
Debt Service:				
Principal	\$ 85,000	\$ 85,000	\$ 85,000	\$ -
Interest and other costs	12,000	12,000	12,042	(42)
Total expenditures	97,000	97,000	97,042	(42)
Excess (deficiency) of revenues over (under)				
expenditures before other financing sources (uses)	(97,000)	(97,000)	(97,042)	(42)
Other financing sources (uses):				
Transfers in	97,000	97,000	97,042	42
Total other financing sources (uses)	97,000	97,000	97,042	42
Net change in fund balance	-	-	-	-
Fund balance, beginning of year	100	100	100	-
Fund balance, end of year	<u>\$ 100</u>	<u>\$ 100</u>	<u>\$ 100</u>	<u>\$ -</u>

St. James Parish  
Convent, Louisiana  
GOMESA Revenue Bonds Fund  
Schedule of Revenues, Expenditures, and Changes in Fund Balances  
Budget and Actual  
For the Year Ended December 31, 2022

	Budget		Actual	Variance with Final Budget Positive (Negative)
	Original	Final		
Revenues:				
Investment earnings (losses)	\$ 100	\$ 6,500	\$ 9,320	\$ 2,820
Total revenues	100	6,500	9,320	2,820
Expenditures:				
Debt Service:				
Principal	320,000	310,000	310,000	-
Interest and other costs	294,500	290,200	290,159	41
Total expenditures	614,500	600,200	600,159	41
Excess (deficiency) of revenues over (under) expenditures before other financing sources (uses)	(614,400)	(593,700)	(590,839)	2,861
Other financing sources (uses):				
Transfers in	682,300	717,800	726,970	9,170
Transfers out	-	(96,000)	(96,268)	(268)
Total other financing sources (uses)	682,300	621,800	630,702	8,902
Net change in fund balance	67,900	28,100	39,863	11,763
Fund balance, beginning of year	468,425	464,582	464,582	-
Fund balance, end of year	\$ 536,325	\$ 492,682	\$ 504,445	\$ 11,763

St. James Parish  
Convent, Louisiana  
Hurricane Recovery Revenue Bonds Fund  
Schedule of Revenues, Expenditures, and Changes in Fund Balances  
Budget and Actual  
For the Year Ended December 31, 2022

	Budget		Actual	Variance with Final Budget Positive (Negative)
	Original	Final		
Expenditures:				
Current:				
Interest and other costs	\$ -	\$ 90,600	\$ 90,567	\$ 33
Total expenditures	-	90,600	90,567	33
Excess (deficiency) of revenues over (under)				
expenditures before other financing sources (uses)	-	(90,600)	(90,567)	33
Other financing sources (uses):				
Transfers in	-	90,600	90,567	(33)
Total other financing sources (uses)	-	90,600	90,567	(33)
Net change in fund balance	-	-	-	-
Fund balance, beginning of year	-	-	-	-
Fund balance, end of year	<u>\$ -</u>	<u>\$ -</u>	<u>\$ -</u>	<u>\$ -</u>

## **NONMAJOR CAPITAL PROJECTS FUNDS**

Capital projects funds are used to account for the acquisition and construction of major capital facilities other than those financed by proprietary funds and trust funds. The following are the Parish's capital projects funds:

### **Parishwide Road Improvement Fund**

The Parishwide Road Improvement Fund accounts for parishwide road improvements which includes the construction of new roads and bridges. This fund is supported by transfers from the Road and Bridge Maintenance Fund.

### **Parishwide Sewer Construction Fund**

The Parishwide Sewer Construction Fund accounts for expenditures associated with the proposed construction of a parishwide sewer system. The program was financed by the United States Environmental Protection Agency (75%) and the St. James Parish Council (25%) through the sale of general obligation bonds. The program consisted of three phases of which two phases have been completed. Actual construction on the third phase has not yet begun.

### **LCDBG Road Improvement Fund**

The LCDBG Road Improvement Fund accounts for parishwide road improvements funded with a Louisiana Community Development Block Grant. Funding is provided from the State of Louisiana, Division of Administration, Office of Community Development.

### **LCDBG Sewer Construction Fund**

The LCDBG Sewer Construction Fund is used to account for expenditures associated with the development and construction of a community sewerage treatment and disposal system funded with a Louisiana Community Development Block Grant. Funding is provided from the State of Louisiana, Division of Administration, Office of Community Development.

### **District V Recreation Construction Fund**

The District V Recreation Construction Fund accounts for the construction of a multi-purpose building for the District V Recreation District. Funding was provided by the sale of general obligation bonds in the amount of \$1,700,000.

### **Hazard Mitigation Grant Program Fund**

The Hazard Mitigation Grant Program Fund accounts for projects that help localized drainage improvements, and building retrofitting and hardening. Funding is provided by FEMA through the State of Louisiana, Governor's Office of Homeland Security and Emergency Preparedness.

### **Highway 20 Widening Project Fund**

The Highway 20 Widening Project Fund accounts for the expenditures of the pre-construction design and engineering fees for the widening of Louisiana Highway 20.

### **CDBG Disaster Recovery Projects Fund**

The CDBG Disaster Recovery Projects Fund accounts for projects relating to hurricane disaster recovery. Funding is provided from the State of Louisiana, Division of Administration, Office of Community Development.

## **NONMAJOR CAPITAL PROJECTS FUNDS**

(Concluded)

### **GOMESA Series 2019 Construction Fund**

The GOMESA Construction Fund accounts for the revenues to be spent on projects and activities for the purposes of coastal protection, including conservation, coastal restoration, hurricane protection, and infrastructure directly affected by coastal wetland losses; mitigation of damage to fish, wildlife or natural resources; implementation of a federally-approved marine, coastal or comprehensive conservation management plan; mitigation of the impact of outer Continental Shelf activities through the funding of onshore infrastructure projects; and associated planning and administrative costs.

### **GOMESA Federal Grant Revenue Fund**

The GOMESA Federal Grant Revenue Fund accounts for the federal funding received from the Gulf of Mexico Energy Security Act of 2006 (GOMESA). Beginning in 2020, the current receipt of this Federal revenue has been pledged to pay the principal and interest due each year for the \$8,000,000 sale of Revenue Bonds, St. James Parish GOMESA Project, Series 2019. The proceeds from the Revenue Bonds, Series 2019, will finance projects for coastal protection, hurricane protection, infrastructure directly affected by coastal wetland losses, and mitigation measures for coastal restoration.



St. James Parish  
Convent, Louisiana  
Nonmajor Capital Projects Funds  
Combining Balance Sheet  
December 31, 2022

	Parishwide Road Improvement	Parishwide Sewer Construction	LCDBG Road Improvement	LCDBG Sewer Construction	District V Recreation Construction
<b>Assets</b>					
Cash and cash equivalents	\$ 90,571	\$ 226,974	\$ 45,618	\$ 5,614	\$ 603,991
Investments	-	1,286	-	-	59,468
Receivables	74,793	-	-	-	34,438
Due from other funds	367,006	-	-	-	147
Prepaid items	-	-	-	-	24
Total assets	<u>\$ 532,370</u>	<u>\$ 228,260</u>	<u>\$ 45,618</u>	<u>\$ 5,614</u>	<u>\$ 698,068</u>
<b>Liabilities and fund balance</b>					
Liabilities:					
Accounts payable	\$ 532,370	\$ -	\$ -	\$ -	\$ 123,262
Due to other funds	-	-	-	-	-
Total liabilities	<u>532,370</u>	<u>-</u>	<u>-</u>	<u>-</u>	<u>123,262</u>
Fund balance:					
Nonspendable	-	-	-	-	24
Restricted	-	228,260	-	5,614	574,782
Committed	-	-	45,618	-	-
Total fund balance	<u>-</u>	<u>228,260</u>	<u>45,618</u>	<u>5,614</u>	<u>574,806</u>
Total liabilities and fund balance	<u>\$ 532,370</u>	<u>\$ 228,260</u>	<u>\$ 45,618</u>	<u>\$ 5,614</u>	<u>\$ 698,068</u>



Hazard Mitigation Grant Program	Highway 20 Widening Project	CDBG Disaster Recovery Projects	GOMESA Series 2019 Construction	GOMESA Federal Grant Revenue	Total
\$ 3,000	\$ -	\$ 83,055	\$ 7,429,365	\$ 1,063,027	\$ 9,551,215
-	-	-	-	-	60,754
-	-	12,676	-	-	121,907
-	-	-	-	-	367,153
-	-	-	-	-	24
<u>\$ 3,000</u>	<u>\$ -</u>	<u>\$ 95,731</u>	<u>\$ 7,429,365</u>	<u>\$ 1,063,027</u>	<u>\$ 10,101,053</u>
\$ -	\$ -	\$ -	\$ -	\$ -	\$ 655,632
3,000	-	12,628	-	700,000	715,628
<u>3,000</u>	<u>-</u>	<u>12,628</u>	<u>-</u>	<u>700,000</u>	<u>1,371,260</u>
-	-	-	-	-	24
-	-	83,103	7,429,365	363,027	8,684,151
-	-	-	-	-	45,618
<u>-</u>	<u>-</u>	<u>83,103</u>	<u>7,429,365</u>	<u>363,027</u>	<u>8,729,793</u>
<u>\$ 3,000</u>	<u>\$ -</u>	<u>\$ 95,731</u>	<u>\$ 7,429,365</u>	<u>\$ 1,063,027</u>	<u>\$ 10,101,053</u>

St. James Parish  
Convent, Louisiana  
Nonmajor Capital Projects Funds  
Combining Statement of Revenues, Expenditures, and Changes in Fund Balances  
For the Year Ended December 31, 2022

	Parishwide Road Improvement	Parishwide Sewer Construction	LCDBG Road Improvement	LCDBG Sewer Construction	District V Recreation Construction
Revenues:					
Intergovernmental:					
Federal	\$ -	\$ -	\$ -	\$ -	\$ -
State	287,107	-	-	-	-
Investment earnings (losses)	-	114	-	-	1,048
Total revenues	<u>287,107</u>	<u>114</u>	<u>-</u>	<u>-</u>	<u>1,048</u>
Expenditures:					
Current:					
Public safety	-	-	-	-	-
Highways and streets	1,440,181	-	-	-	-
Culture and recreation	-	-	-	-	51,075
Capital outlay	-	-	-	-	-
Total expenditures	<u>1,440,181</u>	<u>-</u>	<u>-</u>	<u>-</u>	<u>51,075</u>
Excess (deficiency) of revenues over (under) expenditures before other financing sources (uses)	<u>(1,153,074)</u>	<u>114</u>	<u>-</u>	<u>-</u>	<u>(50,027)</u>
Other financing sources (uses):					
Transfers in	1,153,074	-	-	-	-
Transfers out	-	-	-	-	-
Total other financing sources (uses)	<u>1,153,074</u>	<u>-</u>	<u>-</u>	<u>-</u>	<u>-</u>
Net change in fund balance	-	114	-	-	(50,027)
Fund balance, beginning of year	-	228,146	45,618	5,614	624,833
Fund balance, end of year	<u>\$ -</u>	<u>\$ 228,260</u>	<u>\$ 45,618</u>	<u>\$ 5,614</u>	<u>\$ 574,806</u>

Hazard Mitigation Grant Program	Highway 20 Widening Project	CDBG Disaster Recovery Projects	GOMESA Series 2019 Construction	GOMESA Federal Grant Revenue	Total
\$ -	\$ -	\$ -	\$ -	\$ 685,598	\$ 685,598
-	-	-	-	250,000	537,107
-	-	-	79,005	4,834	85,001
-	-	-	79,005	940,432	1,307,706
-	-	-	5,000	34,340	39,340
-	-	-	-	-	1,440,181
-	-	-	-	-	51,075
-	-	-	-	397,354	397,354
-	-	-	5,000	431,694	1,927,950
-	-	-	74,005	508,738	(620,244)
-	-	-	-	96,268	1,249,342
-	(675,769)	-	(41,372)	(1,385,598)	(2,102,739)
-	(675,769)	-	(41,372)	(1,289,330)	(853,397)
-	(675,769)	-	32,633	(780,592)	(1,473,641)
-	675,769	83,103	7,396,732	1,143,619	10,203,434
\$ -	\$ -	\$ 83,103	\$ 7,429,365	\$ 363,027	\$ 8,729,793

St. James Parish  
Convent, Louisiana  
Parishwide Road Improvement Fund  
Schedule of Revenues, Expenditures, and Changes in Fund Balances  
Budget and Actual  
For the Year Ended December 31, 2022

	Budget		Actual	Variance with Final Budget Positive (Negative)
	Original	Final		
Revenues:				
Intergovernmental:				
State	\$ -	\$ 281,000	\$ 287,107	\$ 6,107
Total revenues	-	281,000	287,107	6,107
Expenditures:				
Current:				
Highways and streets	3,121,200	1,810,800	1,440,181	370,619
Total expenditures	3,121,200	1,810,800	1,440,181	370,619
Excess (deficiency) of revenues over (under) expenditures before other financing sources (uses)	(3,121,200)	(1,529,800)	(1,153,074)	376,726
Other financing sources (uses):				
Transfers in	3,121,200	1,529,800	1,153,074	(376,726)
Total other financing sources (uses)	3,121,200	1,529,800	1,153,074	(376,726)
Net change in fund balance	-	-	-	-
Fund balance, beginning of year	-	-	-	-
Fund balance, end of year	\$ -	\$ -	\$ -	\$ -

St. James Parish  
Convent, Louisiana  
Parishwide Sewer Construction Fund  
Schedule of Revenues, Expenditures, and Changes in Fund Balances  
Budget and Actual  
For the Year Ended December 31, 2022

	Budget		Actual	Variance with Final Budget Positive (Negative)
	Original	Final		
Revenues:				
Investment earnings (losses)	\$ -	\$ -	\$ 114	\$ 114
Total revenues	-	-	114	114
Excess (deficiency) of revenues over (under)				
expenditures before other financing sources (uses)	-	-	114	114
Net change in fund balance	-	-	114	114
Fund balance, beginning of year	228,145	228,146	228,146	-
Fund balance, end of year	<u>\$ 228,145</u>	<u>\$ 228,146</u>	<u>\$ 228,260</u>	<u>\$ 114</u>

St. James Parish  
Convent, Louisiana  
LCDBG Road Improvement Fund  
Schedule of Revenues, Expenditures, and Changes in Fund Balances  
Budget and Actual  
For the Year Ended December 31, 2022

	Budget		Actual	Variance with Final Budget Positive (Negative)
	Original	Final		
Fund balance, beginning of year	\$ 45,618	\$ 45,618	\$ 45,618	\$ -
Fund balance, end of year	\$ 45,618	\$ 45,618	\$ 45,618	\$ -

St. James Parish  
Convent, Louisiana  
LCDBG Sewer Construction Fund  
Schedule of Revenues, Expenditures, and Changes in Fund Balances  
Budget and Actual  
For the Year Ended December 31, 2022

	Budget		Actual	Variance with Final Budget Positive (Negative)
	Original	Final		
Fund balance, beginning of year	\$ 5,500	\$ 5,614	\$ 5,614	\$ -
Fund balance, end of year	\$ 5,500	\$ 5,614	\$ 5,614	\$ -

St. James Parish  
Convent, Louisiana  
District V Recreation Construction Fund  
Schedule of Revenues, Expenditures, and Changes in Fund Balances  
Budget and Actual  
For the Year Ended December 31, 2022

	Budget		Actual	Variance with Final Budget Positive (Negative)
	Original	Final		
Revenues:				
Investment earnings (losses)	\$ 300	\$ (1,800)	\$ 1,048	\$ 2,848
Total revenues	300	(1,800)	1,048	2,848
Expenditures:				
Current:				
Culture and recreation	20,300	61,300	51,075	10,225
Total expenditures	20,300	61,300	51,075	10,225
Excess (deficiency) of revenues over (under) expenditures before other financing sources (uses)	(20,000)	(63,100)	(50,027)	13,073
Net change in fund balance	(20,000)	(63,100)	(50,027)	13,073
Fund balance, beginning of year	605,157	624,833	624,833	-
Fund balance, end of year	\$ 585,157	\$ 561,733	\$ 574,806	\$ 13,073



St. James Parish  
Convent, Louisiana  
Hazard Mitigation Grant Program Fund  
Schedule of Revenues, Expenditures, and Changes in Fund Balances  
Budget and Actual  
For the Year Ended December 31, 2022

	Budget		Actual	Variance with Final Budget Positive (Negative)
	Original	Final		
Fund balance, beginning of year	\$ -	\$ -	\$ -	\$ -
Fund balance, end of year	\$ -	\$ -	\$ -	\$ -

St. James Parish  
Convent, Louisiana  
Highway 20 Widening Project Fund  
Schedule of Revenues, Expenditures, and Changes in Fund Balances  
Budget and Actual  
For the Year Ended December 31, 2022

	Budget		Actual	Variance with Final Budget Positive (Negative)
	Original	Final		
Other financing sources (uses):				
Transfers out	\$ -	\$ (675,769)	\$ (675,769)	\$ -
Total other financing sources (uses)	-	(675,769)	(675,769)	-
Net change in fund balance	-	(675,769)	(675,769)	-
Fund balance, beginning of year	660,419	675,769	675,769	-
Fund balance, end of year	<u>\$ 660,419</u>	<u>\$ -</u>	<u>\$ -</u>	<u>\$ -</u>

St. James Parish  
Convent, Louisiana  
CDBG Disaster Recovery Projects Fund  
Schedule of Revenues, Expenditures, and Changes in Fund Balances  
Budget and Actual  
For the Year Ended December 31, 2022

	Budget		Actual	Variance with Final Budget Positive (Negative)
	Original	Final		
Fund balance, beginning of year	\$ 83,103	\$ 83,103	\$ 83,103	\$ -
Fund balance, end of year	<u>\$ 83,103</u>	<u>\$ 83,103</u>	<u>\$ 83,103</u>	<u>\$ -</u>

St. James Parish  
Convent, Louisiana  
GOMESA Series 2019 Construction Fund  
Schedule of Revenues, Expenditures, and Changes in Fund Balances  
Budget and Actual  
For the Year Ended December 31, 2022

	Budget		Actual	Variance with Final Budget Positive (Negative)
	Original	Final		
Revenues:				
Investment earnings (losses)	\$ 900	\$ 48,300	\$ 79,005	\$ 30,705
Total revenues	900	48,300	79,005	30,705
Expenditures:				
Current:				
Public safety	5,000	5,000	5,000	-
Total expenditures	5,000	5,000	5,000	-
Excess (deficiency) of revenues over (under) expenditures before other financing sources (uses)	(4,100)	43,300	74,005	30,705
Other financing sources (uses):				
Transfers out	(800)	(32,200)	(41,372)	(9,172)
Total other financing sources (uses)	(800)	(32,200)	(41,372)	(9,172)
Net change in fund balance	(4,900)	11,100	32,633	21,533
Fund balance, beginning of year	7,396,638	7,396,732	7,396,732	-
Fund balance, end of year	\$ 7,391,738	\$ 7,407,832	\$ 7,429,365	\$ 21,533

St. James Parish  
Convent, Louisiana  
GOMESA Federal Grant Revenue Fund  
Schedule of Revenues, Expenditures, and Changes in Fund Balances  
Budget and Actual  
For the Year Ended December 31, 2022

	Budget		Actual	Variance with Final Budget Positive (Negative)
	Original	Final		
Revenues:				
Intergovernmental:				
Federal	\$ 681,500	\$ 685,600	\$ 685,598	\$ (2)
State	-	250,000	250,000	-
Investment earnings (losses)	400	2,600	4,834	2,234
In-kind contributions	-	200	-	(200)
Total revenues	<u>681,900</u>	<u>938,400</u>	<u>940,432</u>	<u>2,032</u>
Expenditures:				
Current:				
Public safety	258,600	29,600	34,340	(4,740)
Capital outlay	-	402,600	397,354	5,246
Total expenditures	<u>258,600</u>	<u>432,200</u>	<u>431,694</u>	<u>506</u>
Excess (deficiency) of revenues over (under) expenditures before other financing sources (uses)	<u>423,300</u>	<u>506,200</u>	<u>508,738</u>	<u>2,538</u>
Other financing sources (uses):				
Transfers in	-	96,000	96,268	268
Transfers out	<u>(681,500)</u>	<u>(1,385,600)</u>	<u>(1,385,598)</u>	<u>2</u>
Total other financing sources (uses)	<u>(681,500)</u>	<u>(1,289,600)</u>	<u>(1,289,330)</u>	<u>270</u>
Net change in fund balance	(258,200)	(783,400)	(780,592)	2,808
Fund balance, beginning of year	<u>1,129,184</u>	<u>1,143,619</u>	<u>1,143,619</u>	<u>-</u>
Fund balance, end of year	<u>\$ 870,984</u>	<u>\$ 360,219</u>	<u>\$ 363,027</u>	<u>\$ 2,808</u>

St. James Parish  
Convent, Louisiana  
Schedule of Compensation, Benefits, and Other  
Payments to Agency Head  
For the Year Ended December 31, 2022

---

**Agency Head Name:** Peter A. Dufresne, Parish President

<b>Purpose</b>	<b>Amount</b>
Salary	\$ 183,883
Benefits - insurance	10,842
Benefits - retirement	21,412
Benefits - deferred compensation	800
Benefits - long term disability	215
Benefits - life insurance	162
Benefits - Medicare taxes	2,339
Car allowance	2,310
Vehicle - repairs & maintenance	655
Vehicle - insurance	2,937
Vehicle - fuel/oil	3,948
Membership dues	5,513
Registration fees	708
Conference meals	500
Continuing professional education fees	417
	<u>\$ 236,641</u>

St. James Parish  
Convent, Louisiana  
Schedule of Compensation Paid to  
Parish Council Members  
For the Year Ended December 31, 2022

---

<u>Parish Council</u>	<u>Amount</u>
Vondra Dee Etienne-Steib, Chairwoman	\$ 15,600
Jason P. Amato, Vice-Chairman	14,400
Alvin J. St. Pierre, Jr.	14,400
Bradley Ryan Louque	14,400
Mason Bland	14,400
Clyde M. Cooper, Sr.	14,400
Donald Nash	14,400
	<u>\$ 102,000</u>

St. James Parish  
Convent, Louisiana  
Justice System Funding Schedule - Receiving Entity  
For the Year Ended December 31, 2022

---

	<b>First Six Month Period Ended 6/30/22</b>	<b>Second Six Month Period Ended 12/31/22</b>
<b>Receipts From:</b>		
St. James Parish Sheriff, Criminal Court Costs/Fees	\$ 58,586	\$ 68,949
St. James Parish Sheriff, Asset Forfeiture/Sale	2,722	-
St. James Parish Sheriff, Other	14,477	30,015
<b>Total Receipts</b>	<b>\$ 75,785</b>	<b>\$ 98,964</b>





St. James Parish  
Convent, Louisiana  
Schedule of Program Revenues, Expenditures, and Changes in Fund Balance  
Contracts and Grants Provided Through the Louisiana Governor's Office of Elderly Affairs (GOEA)  
For the Year Ended December 31, 2022

	C-2 Home Delivered Meals			C-1 Congregate Meals		
	For the 6 months ended			For the 6 months ended		
	06/30/22	12/31/22	Total	06/30/22	12/31/22	Total
Revenues:						
Intergovernmental:						
GOEA:						
Federal	\$ 29,035	\$ 21,171	\$ 50,206	\$ 13,182	\$ 94,996	\$ 108,178
State	5,351	14,615	19,966	17,820	2,658	20,478
Other revenues:						
Sale of meals	2,367	2,254	4,621	2,941	2,279	5,220
Other	3,917	(4,428)	(511)	12	(41,135)	(41,123)
Total other revenues	6,284	(2,174)	4,110	2,953	(38,856)	(35,903)
Total revenues	40,670	33,612	74,282	33,955	58,798	92,753
Expenditures:						
Meals	101,666	90,474	192,140	45,202	58,041	103,243
Distributed administrative costs	-	-	-	-	-	-
Program support	-	-	-	-	-	-
Information and assistance	-	-	-	-	-	-
Outreach	-	-	-	-	-	-
Other priority services	-	-	-	-	-	-
Med alert	-	-	-	-	-	-
Wellness	-	-	-	-	-	-
Public education	-	-	-	-	-	-
Legal assistance	-	-	-	-	-	-
Other costs	768	768	1,536	768	768	1,536
Total expenditures	102,434	91,242	193,676	45,970	58,809	104,779
Excess (deficiency) of revenues over (under) expenditures before other financing sources (uses)	(61,764)	(57,630)	(119,394)	(12,015)	(11)	(12,026)
Other financing sources (uses):						
Transfers in	61,756	57,638	119,394	12,026	-	12,026
Transfers out	-	-	-	-	-	-
Total other financing sources (uses)	61,756	57,638	119,394	12,026	-	12,026
Net change in fund balance	(8)	8	-	11	(11)	-
Fund balance, beginning of period	-	(8)	-	-	11	-
Fund balance, end of period	\$ (8)	\$ -	\$ -	\$ 11	\$ -	\$ -

Title III-B			Senior Center			Parish Council on Aging		
For the 6 months ended			For the 6 months ended			For the 6 months ended		
06/30/22	12/31/22	Total	06/30/22	12/31/22	Total	06/30/22	12/31/22	Total
\$ 23,758	\$ 20,246	\$ 44,004	\$ -	\$ -	\$ -	\$ -	\$ -	\$ -
2,867	2,452	5,319	15,253	30,625	45,878	50,000	49,999	99,999
-	-	-	-	-	-	-	-	-
2,451	(8,381)	(5,930)	1,012	(30,625)	(29,613)	9,824	(16,594)	(6,770)
2,451	(8,381)	(5,930)	1,012	(30,625)	(29,613)	9,824	(16,594)	(6,770)
29,076	14,317	43,393	16,265	-	16,265	59,824	33,405	93,229
-	-	-	-	-	-	-	-	-
-	-	-	-	-	-	-	-	-
-	-	-	100	-	100	-	-	-
4,061	5,314	9,375	-	-	-	-	-	-
677	698	1,375	-	-	-	-	-	-
4,738	4,884	9,622	-	-	-	-	-	-
4,335	4,129	8,464	-	-	-	-	-	-
9,345	3,528	12,873	-	-	-	-	-	-
4,059	4,188	8,247	-	-	-	-	-	-
8	194	202	-	-	-	-	-	-
-	-	-	4,687	-	4,687	4,500	9,000	13,500
27,223	22,935	50,158	4,787	-	4,787	4,500	9,000	13,500
1,853	(8,618)	(6,765)	11,478	-	11,478	55,324	24,405	79,729
7,251	5,698	12,949	4,787	-	4,787	-	-	-
-	(6,184)	(6,184)	(16,265)	-	(16,265)	(45,500)	(34,229)	(79,729)
7,251	(486)	6,765	(11,478)	-	(11,478)	(45,500)	(34,229)	(79,729)
9,104	(9,104)	-	-	-	-	9,824	(9,824)	-
-	9,104	-	-	-	-	-	9,824	-
\$ 9,104	\$ -	\$ -	\$ -	\$ -	\$ -	\$ 9,824	\$ -	\$ -

(Continued)

St. James Parish  
Convent, Louisiana  
Schedule of Program Revenues, Expenditures, and Changes in Fund Balance  
Contracts and Grants Provided Through the Louisiana Governor's Office of Elderly Affairs (GOEA)  
For the Year Ended December 31, 2022

	Nutritional Services Incentive Program			Title III C-1 Area Agency Administration		
	For the 6 months ended			For the 6 months ended		
	06/30/22	12/31/22	Total	06/30/22	12/31/22	Total
Revenues:						
Intergovernmental:						
GOEA:						
Federal	\$ 29,971	\$ 37,613	\$ 67,584	\$ 9,492	\$ 8,104	\$ 17,596
State	-	-	-	3,165	2,700	5,865
Other revenues:						
Sale of meals	-	-	-	-	-	-
Other	-	(37,613)	(37,613)	-	(3,051)	(3,051)
Total other revenues	-	(37,613)	(37,613)	-	(3,051)	(3,051)
Total revenues	29,971	-	29,971	12,657	7,753	20,410
Expenditures:						
Meals	-	-	-	-	-	-
Distributed administrative costs	-	-	-	7,058	7,245	14,303
Program support	-	-	-	-	-	-
Information and assistance	-	-	-	-	-	-
Outreach	-	-	-	-	-	-
Other priority services	-	-	-	-	-	-
Med alert	-	-	-	-	-	-
Wellness	-	-	-	-	-	-
Public education	-	-	-	-	-	-
Legal assistance	-	-	-	-	-	-
Other costs	-	-	-	-	-	-
Total expenditures	-	-	-	7,058	7,245	14,303
Excess (deficiency) of revenues over (under)						
expenditures before other financing						
sources (uses)	29,971	-	29,971	5,599	508	6,107
Other financing sources (uses):						
Transfers in	-	-	-	-	-	-
Transfers out	(29,971)	-	(29,971)	-	(6,107)	(6,107)
Total other financing sources (uses)	(29,971)	-	(29,971)	-	(6,107)	(6,107)
Net change in fund balance	-	-	-	5,599	(5,599)	-
Fund balance, beginning of period	-	-	-	-	5,599	-
Fund balance, end of period	\$ -	\$ -	\$ -	\$ 5,599	\$ -	\$ -

Title IIID Preventive Health			Title IIIE National FmlyCaregiverSupport			GOEA Supplemental Senior Center		
For the 6 months ended			For the 6 months ended			For the 6 months ended		
06/30/22	12/31/22	Total	06/30/22	12/31/22	Total	06/30/22	12/31/22	Total
\$ 3,825	\$ 2,933	\$ 6,758	\$ 8,406	\$ 7,395	\$ 15,801	\$ -	\$ -	\$ -
-	-	-	2,802	2,463	5,265	1,550	1,550	3,100
-	-	-	-	-	-	-	-	-
1,647	(2,735)	(1,088)	(319)	(2,019)	(2,338)	-	(1,550)	(1,550)
1,647	(2,735)	(1,088)	(319)	(2,019)	(2,338)	-	(1,550)	(1,550)
5,472	198	5,670	10,889	7,839	18,728	1,550	-	1,550
-	-	-	-	-	-	-	-	-
-	-	-	-	-	-	-	-	-
-	-	-	12,162	9,172	21,334	-	-	-
-	-	-	500	-	500	-	-	-
-	-	-	-	-	-	-	-	-
-	-	-	-	-	-	-	-	-
-	-	-	-	-	-	-	-	-
-	-	-	504	-	504	-	-	-
-	-	-	-	-	-	-	-	-
-	-	-	352	2,011	2,363	-	-	-
-	-	-	13,518	11,183	24,701	-	-	-
5,472	198	5,670	(2,629)	(3,344)	(5,973)	1,550	-	1,550
-	-	-	5,257	2,476	7,733	-	-	-
(3,295)	(2,375)	(5,670)	-	(1,760)	(1,760)	(1,550)	-	(1,550)
(3,295)	(2,375)	(5,670)	5,257	716	5,973	(1,550)	-	(1,550)
2,177	(2,177)	-	2,628	(2,628)	-	-	-	-
-	2,177	-	-	2,628	-	-	-	-
\$ 2,177	\$ -	\$ -	\$ 2,628	\$ -	\$ -	\$ -	\$ -	\$ -

(Continued)

St. James Parish  
Convent, Louisiana  
Schedule of Program Revenues, Expenditures, and Changes in Fund Balance  
Contracts and Grants Provided Through the Louisiana Governor's Office of Elderly Affairs (GOEA)  
For the Year Ended December 31, 2022

	Title V Senior Community Service Employment Program			SrCenter Additional Appropriation Fund		
	For the 6 months ended			For the 6 months ended		
	06/30/22	12/31/22	Total	06/30/22	12/31/22	Total
Revenues:						
Intergovernmental:						
GOEA:						
Federal	\$ -	\$ -	\$ -	\$ -	\$ -	\$ -
State	-	-	-	3,906	3,906	7,812
Other revenues:						
Sale of meals	-	-	-	-	-	-
Other	-	-	-	2,765	(3,906)	(1,141)
Total other revenues	-	-	-	2,765	(3,906)	(1,141)
Total revenues	-	-	-	6,671	-	6,671
Expenditures:						
Meals	-	-	-	-	-	-
Distributed administrative costs	-	-	-	-	-	-
Program support	-	-	-	-	-	-
Information and assistance	-	-	-	-	-	-
Outreach	-	-	-	-	-	-
Other priority services	-	-	-	-	-	-
Med alert	-	-	-	-	-	-
Wellness	-	-	-	-	-	-
Public education	-	-	-	-	-	-
Legal assistance	-	-	-	-	-	-
Other costs	-	-	-	-	-	-
Total expenditures	-	-	-	-	-	-
Excess (deficiency) of revenues over (under)						
expenditures before other financing						
sources (uses)	-	-	-	6,671	-	6,671
Other financing sources (uses):						
Transfers in	-	-	-	-	-	-
Transfers out	-	-	-	(6,671)	-	(6,671)
Total other financing sources (uses)	-	-	-	(6,671)	-	(6,671)
Net change in fund balance	-	-	-	-	-	-
Fund balance, beginning of period	27	27	27	-	-	-
Fund balance, end of period	\$ 27	\$ 27	\$ 27	\$ -	\$ -	\$ -

Older Americans Act-Expanding Access to COVID-19 Vaccine			Expanding the Public Health Workforce			
For the 6 months ended			For the 6 months ended			Totals
06/30/22	12/31/22	Total	06/30/22	12/31/22	Total	
\$ 1,879	\$ -	\$ 1,879	\$ -	\$ 3,132	\$ 3,132	\$ 315,138
-	-	-	-	-	-	213,682
-	-	-	-	-	-	9,841
1,879	-	1,879	-	(2,605)	(2,605)	(131,454)
1,879	-	1,879	-	(2,605)	(2,605)	(121,613)
3,758	-	3,758	-	527	527	407,207
-	-	-	-	-	-	295,383
-	-	-	-	527	527	14,830
3,711	-	3,711	-	-	-	25,145
-	-	-	-	-	-	9,875
-	-	-	-	-	-	1,375
-	-	-	-	-	-	9,622
-	-	-	-	-	-	8,464
-	-	-	-	-	-	12,873
-	-	-	-	-	-	8,751
-	-	-	-	-	-	202
56	-	56	-	-	-	23,678
3,767	-	3,767	-	527	527	410,198
(9)	-	(9)	-	-	-	(2,991)
9	-	9	-	-	-	156,898
-	-	-	-	-	-	(153,907)
9	-	9	-	-	-	2,991
-	-	-	-	-	-	-
-	-	-	-	-	-	27
\$ -	\$ -	\$ -	\$ -	\$ -	\$ -	\$ 27

(Concluded)

St. James Parish  
Convent, Louisiana  
Schedule of Program Expenditures - Budget vs. Actual  
Contracts and Grants Provided Through the Louisiana Governor's Office of Elderly Affairs (GOEA)  
For the Year Ended December 31, 2022

	Budget	Actual	Variance Favorable (Unfavorable)
Title III C-2 Home Delivered Meals			
Home delivered meals	\$ 188,500	158,097	\$ 30,403
Nutritional education	600	1,536	(936)
Total	<u>\$ 189,100</u>	<u>\$ 159,633</u>	<u>\$ 29,467</u>
Title III C-1 Congregate Meals			
Congregate meals	\$ 103,800	\$ 96,817	\$ 6,983
Nutritional education	1,600	1,536	64
Total	<u>\$ 105,400</u>	<u>\$ 98,353</u>	<u>\$ 7,047</u>
Title III B - Supportive Services			
Information and assistance	\$ 8,100	\$ 8,247	\$ (147)
Legal assistance	-	202	(202)
Outreach	1,400	1,375	25
Other priority services	9,400	9,622	(222)
Med Alert	7,600	6,378	1,222
Wellness	7,200	5,366	1,834
Home delivered meals transfers	6,200	6,184	16
Public education	8,000	8,247	(247)
Total	<u>\$ 47,900</u>	<u>\$ 45,621</u>	<u>\$ 2,279</u>
Senior Center			
Non-Capital Office Furniture & Equipment	\$ 6,600	\$ 4,553	\$ 2,047
Freight/Shipping	100	134	(34)
Supplies-program	3,900	-	3,900
Program support	2,000	100	1,900
Congregate meals transfers	46,900	16,265	30,635
Total	<u>\$ 59,500</u>	<u>\$ 21,052</u>	<u>\$ 38,448</u>
Parish Council on Aging			
Building rentals	\$ 13,500	\$ 13,500	\$ -
Program support	2,400	-	2,400
Home delivered meals transfers	59,000	59,047	(47)
IIIB Social Services transfers	14,900	12,949	1,951
IIIE Caregivers transfers	10,200	7,733	2,467
Total	<u>\$ 100,000</u>	<u>\$ 93,229</u>	<u>\$ 6,771</u>
Nutritional Services Incentive Program			
Home delivered meals transfers	\$ 58,700	\$ 29,971	\$ 28,729
	<u>\$ 58,700</u>	<u>\$ 29,971</u>	<u>\$ 28,729</u>
Title III C - Area Agency Administration			
Distributed administrative costs	\$ 14,400	\$ 14,303	\$ 97
Total	<u>\$ 14,400</u>	<u>\$ 14,303</u>	<u>\$ 97</u>
Title III D - Preventive Health			
Wellness	\$ 1,600	\$ -	\$ 1,600
Congregate Meals transfers	3,300	3,295	5
Total	<u>\$ 4,900</u>	<u>\$ 3,295</u>	<u>\$ 1,605</u>



St. James Parish  
Convent, Louisiana  
Schedule of Program Expenditures - Budget vs. Actual  
Contracts and Grants Provided Through the Louisiana Governor's Office of Elderly Affairs (GOEA)  
For the Year Ended December 31, 2022

	Budget	Actual	Variance Favorable (Unfavorable)
Title III E - National Family Caregiver Support			
Program support	\$ 22,100	\$ 19,054	\$ 3,046
Information and assistance	800	500	300
Public education	800	504	296
Material aid	1,200	2,363	(1,163)
Total	<u>\$ 24,900</u>	<u>\$ 22,421</u>	<u>\$ 2,479</u>
GOEA Supplemental Senior Center			
Congregate meals transfers	\$ 3,100	\$ 1,550	\$ 1,550
Total	<u>\$ 3,100</u>	<u>\$ 1,550</u>	<u>\$ 1,550</u>
Sr Center Additional Appropriation			
Senior Center Fund transfers	\$ 8,700	\$ 4,787	\$ 3,913
Congregate meals transfers	1,900	1,884	16
Total	<u>\$ 10,600</u>	<u>\$ 6,671</u>	<u>\$ 3,929</u>
Older Americans Act-Expand Access to COVID-19 Vaccine			
Program support	\$ 3,800	\$ 3,767	\$ 33
Total	<u>\$ 3,800</u>	<u>\$ 3,767</u>	<u>\$ 33</u>
Expanding the Public Health Workforce			
Program support	\$ -	\$ -	\$ -
Distributive administrative costs	2,100	-	2,100
Total	<u>\$ 2,100</u>	<u>\$ -</u>	<u>\$ 2,100</u>
CARES (Coronavirus Aid, Relief, and Economic Security) Act			
Title III B - Supportive Services	\$ 1,900	\$ 1,911	\$ (11)
Total	<u>\$ 1,900</u>	<u>\$ 1,911</u>	<u>\$ (11)</u>
American Rescue Plan Act 2021			
Title III C-2 Home Delivered Meals	\$ 31,200	\$ 34,043	\$ (2,843)
Title III C-1 Congregate Meals	6,500	6,426	74
Title III B - Supportive Services	8,800	8,810	(10)
Title III C - Area Agency Administration	6,100	6,107	(7)
Title III D - Preventive Health	2,400	2,375	25
Title III E - National Family Caregiver Support	4,100	4,040	60
Expanding the Public Health Workforce	1,000	527	473
Total	<u>\$ 60,100</u>	<u>\$ 62,328</u>	<u>\$ (2,228)</u>

## STATISTICAL SECTION (UNAUDITED)



St. James Parish  
Convent, Louisiana  
Net Position by Component  
For the Last Ten Fiscal Years  
(Unaudited)

	2022	2021	2020	2019
Governmental Activities				
Net Investment in Capital Assets	\$ 63,030,774	\$ 58,035,249	\$ 60,772,724	\$ 60,284,841
Restricted	94,274,377	81,693,836	79,199,812	74,097,334
Unrestricted	(8,355,031)	4,284,044	3,692,447	2,097,629
Total Government Activities Net Position	<u>\$ 148,950,120</u>	<u>\$ 144,013,129</u>	<u>\$ 143,664,983</u>	<u>\$ 136,479,804</u>
Business-type Activities				
Net Investment in Capital Assets	\$ 17,303,964	\$ 16,529,382	\$ 13,846,550	\$ 14,571,303
Restricted	345,157	-	-	-
Unrestricted	11,688,456	12,694,794	13,890,350	13,529,426
Total Business-type Activities Net Position	<u>\$ 29,337,577</u>	<u>\$ 29,224,176</u>	<u>\$ 27,736,900</u>	<u>\$ 28,100,729</u>
Primary Government				
Net Investment in Capital Assets	\$ 80,334,738	\$ 74,564,631	\$ 74,619,274	\$ 74,856,144
Restricted	94,619,534	81,693,836	79,199,812	74,097,334
Unrestricted	3,333,425	16,978,838	17,582,797	15,627,055
Total Primary Government Net Position	<u>\$ 178,287,697</u>	<u>\$ 173,237,305</u>	<u>\$ 171,401,883</u>	<u>\$ 164,580,533</u>

Source: Audited Annual Comprehensive Financial Report

---

2018	2017	2016	2015	2014	2013
\$ 61,273,545	\$ 61,210,241	\$ 61,408,991	\$ 60,873,245	\$ 57,285,911	\$ 50,197,934
63,734,142	57,514,478	52,179,052	49,214,805	43,371,268	40,881,997
328,006	4,992,472	4,881,018	5,064,110	4,678,608	4,620,483
<u>\$ 125,335,693</u>	<u>\$ 123,717,191</u>	<u>\$ 118,469,061</u>	<u>\$ 115,152,160</u>	<u>\$ 105,335,787</u>	<u>\$ 95,700,414</u>
\$ 15,148,310	\$ 16,313,284	\$ 15,879,896	\$ 13,027,858	\$ 13,136,113	\$ 14,520,264
-	-	-	-	-	-
15,403,851	13,997,872	12,858,453	10,815,683	9,107,625	7,879,290
<u>\$ 30,552,161</u>	<u>\$ 30,311,156</u>	<u>\$ 28,738,349</u>	<u>\$ 23,843,541</u>	<u>\$ 22,243,738</u>	<u>\$ 22,399,554</u>
\$ 76,421,855	\$ 77,523,525	\$ 77,288,887	\$ 73,901,103	\$ 70,422,024	\$ 64,718,198
63,734,142	57,514,478	52,179,052	49,214,805	43,371,268	40,881,997
15,731,857	18,990,344	17,739,471	15,879,793	13,786,233	12,499,773
<u>\$ 155,887,854</u>	<u>\$ 154,028,347</u>	<u>\$ 147,207,410</u>	<u>\$ 138,995,701</u>	<u>\$ 127,579,525</u>	<u>\$ 118,099,968</u>

Table 1

St. James Parish  
Convent, Louisiana  
Changes in Net Position  
For the Last Ten Fiscal Years  
(Unaudited)

	2022	2021	2020	2019	2018	2017
<b>Expenses</b>						
Governmental Activities:						
General Government	\$ 7,714,263	\$ 8,349,655	\$ 7,040,729	\$ 7,785,677	\$ 7,279,196	\$ 7,591,466
Public Safety	9,468,157	9,504,023	6,994,265	5,963,865	4,741,595	4,925,318
Highways and Streets	4,725,513	5,275,914	4,854,856	4,751,210	4,785,204	4,353,062
Sanitation	2,719,974	3,998,882	1,892,196	1,821,725	1,657,341	1,757,001
Public Housing	732	256	560	1,669	1,120	1,520
Public Transportation	1,137,901	1,097,448	990,825	1,251,134	1,162,070	1,137,729
Health and Welfare	4,774,966	5,386,107	4,985,232	5,413,297	4,648,972	4,634,763
Culture and Recreation	3,346,178	3,222,195	3,221,320	3,381,256	3,072,384	3,140,806
Economic Development	379,504	346,216	300,963	542,190	589,186	591,039
Interest on Long Term Debt	504,762	415,434	390,776	181,411	150,527	161,533
Total Governmental Activities Expenses:	34,771,950	37,596,130	30,671,722	31,093,434	28,087,595	28,294,237
Business-type Activities:						
Gas and water	6,472,658	5,993,087	5,081,205	5,183,022	4,888,504	4,649,402
Youth detention	-	-	-	-	208,116	321,151
Total Business-type Activities Expenses:	6,472,658	5,993,087	5,081,205	5,183,022	5,096,620	4,970,553
Total Primary Government Expenses:	<u>\$ 41,244,608</u>	<u>\$ 43,589,217</u>	<u>\$ 35,752,927</u>	<u>\$ 36,276,456</u>	<u>\$ 33,184,215</u>	<u>\$ 33,264,790</u>
<b>Program Revenues</b>						
Governmental Activities						
Charges for Service:						
General Government	\$ 904,235	\$ 835,748	\$ 1,062,205	\$ 1,067,442	\$ 1,157,586	\$ 152,248
Public Safety	330,828	497,773	330,248	331,852	335,346	317,780
Sanitation	575,024	579,055	576,246	574,185	569,226	581,563
Public Transportation	14,704	14,810	13,165	29,819	26,699	20,694
Culture and Recreation	25,869	24,559	16,728	36,271	49,570	38,601
Operating Grants and Contributions:						
General Government	659,656	1,074,772	461,245	366,059	820,642	1,180,895
Public Safety	413,872	149,695	318,678	260,512	330,868	238,517
Highways and Streets	593,698	339,471	272,565	682,124	289,828	367,054
Sanitation	335,590	2,104,620	37,460	(6)	82	858,576
Public Transportation	920,766	739,746	608,199	601,782	497,984	498,818
Health and Welfare	1,118,806	610,590	1,107,588	937,680	900,140	881,887
Culture and Recreation	78,111	48,591	34,991	3,438	22,910	37,127
Economic Development	-	-	-	-	(7,168)	11,000
Capital Grants and Contributions:						
General Government	1,618,580	-	68,258	911,529	(27,678)	216,386
Public Safety	935,598	681,467	964,995	-	-	1,481,000
Highways and Streets	-	-	-	-	-	-
Sanitation	-	-	-	650,904	517,254	-
Public Transportation	-	307,335	-	-	-	-
Culture and Recreation	-	-	-	-	-	-
Total Governmental Activities Program Revenues:	8,525,337	8,008,232	5,872,571	6,453,591	5,483,289	6,882,146
Business-type Activities						
Charges for Service:						
Gas and water	6,053,709	5,233,855	4,528,644	4,868,291	5,120,520	5,148,051
Youth detention	-	-	-	-	548	684
Operating Grants and Contributions	276,856	325,995	80,665	84,267	277,449	1,003,272
Capital Grants and Contributions	-	-	-	-	-	-
Total Business-type Activities Program Revenues:	6,330,565	5,559,850	4,609,309	4,952,558	5,398,517	6,152,007
Total Primary Government Program Revenues:	<u>\$ 14,855,902</u>	<u>\$ 13,568,082</u>	<u>\$ 10,481,880</u>	<u>\$ 11,406,149</u>	<u>\$ 10,881,806</u>	<u>\$ 13,034,153</u>
<b>General Revenues and Other Changes in Net Position</b>						
Governmental Activities						
Taxes:						
Property Taxes	\$ 21,322,086	\$ 20,982,775	\$ 21,331,603	\$ 20,816,615	\$ 18,716,971	\$ 17,107,025
Voluntary Payments in Lieu of Taxes	650,907	588,108	587,826	530,933	490,366	490,372
Sales and Use Taxes	5,660,452	5,660,528	7,157,568	8,351,852	8,230,164	6,391,264
Alcoholic Beverages	18,708	19,036	20,676	19,746	19,591	20,716
Franchise Fees	-	-	-	-	-	134,803
Other	-	-	-	-	-	-
Grants and Contributions Not Restricted for Specific Purposes	1,390,447	737,842	1,338,968	746,581	55,379	844,339
Investment earnings (losses)	(1,355,449)	(262,661)	557,051	1,426,464	784,477	291,012
Other Revenue	1,568,223	4,098,307	1,408,590	1,359,513	1,290,860	1,401,268
Gain (loss) on sale of fixed assets	-	-	(413,868)	-	(44,833)	(41,968)
Assets transferred	-	(2,452,521)	-	-	-	-
Transfers	(407,562)	564,630	(4,084)	(17,830)	(5,470)	21,390
Total Governmental Activities:	28,847,812	29,936,044	31,984,330	34,301,316	30,695,091	26,810,267
Business-type Activities						
Taxes:						
Property Taxes	-	-	-	-	364,831	333,930
Fines and Forfeits	-	-	-	-	750	500
Grants and Contributions Not Restricted for Specific Purposes	-	-	-	-	-	-
Investment earnings (losses)	(180,234)	(50,974)	-	-	209,662	73,091
Other Revenue	28,166	83,596	103,983	311,282	1,150	481
Contributions	-	-	-	-	-	-
Gain (loss) on sale of fixed assets	-	-	-	-	210,000	(6,259)
Assets transferred	-	2,452,521	-	-	-	-
Transfers	407,562	(564,630)	4,084	17,830	5,470	(10,390)
Total Business-type Activities:	255,494	1,920,513	108,067	329,112	791,863	391,353
Total Primary Government General Revenues	<u>\$ 29,103,306</u>	<u>\$ 31,856,557</u>	<u>\$ 32,092,397</u>	<u>\$ 34,630,428</u>	<u>\$ 31,486,954</u>	<u>\$ 27,201,620</u>
<b>Changes in Net Position:</b>						
Governmental Activities	\$ 2,601,199	\$ 348,146	\$ 7,185,179	\$ 9,661,473	\$ 8,090,785	\$ 5,398,176
Business-type Activities	113,401	1,487,276	(363,829)	98,648	1,093,760	1,572,807
Total Primary Government Change in Net Position	<u>\$ 2,714,600</u>	<u>\$ 1,835,422</u>	<u>\$ 6,821,350</u>	<u>\$ 9,760,121</u>	<u>\$ 9,184,545</u>	<u>\$ 6,970,983</u>

Source: Audited Annual Comprehensive Financial Report

	2016	2015	2014	2013
\$	10,859,084	\$ 7,901,087	\$ 9,668,333	\$ 8,236,128
	5,188,991	4,279,421	4,037,958	4,267,863
	4,423,387	5,135,675	4,602,549	4,986,297
	1,762,686	1,640,624	1,885,173	2,114,685
	2,040	1,760	1,520	1,520
	1,086,491	979,977	1,050,665	1,109,617
	4,588,426	4,330,229	4,418,589	4,267,848
	3,000,542	2,639,566	2,828,449	2,651,854
	545,160	1,650,942	2,300,637	2,531,181
	194,613	234,088	271,857	303,918
	31,651,420	28,793,369	31,065,730	30,470,911
	4,804,459	4,712,158	4,949,997	4,651,137
	337,224	399,642	443,689	1,162,960
	5,141,683	5,111,800	5,393,686	5,814,097
\$	36,793,103	\$ 33,905,169	\$ 36,459,416	\$ 36,285,008
\$	133,717	\$ 169,630	\$ 185,999	\$ 797,493
	234,568	236,852	242,902	246,649
	592,296	589,250	598,021	943,799
	22,459	43,020	78,245	80,648
	51,117	38,646	38,514	34,852
	1,522,807	1,767,485	539,799	1,100,449
	141,444	117,798	(6,929)	11,343
	289,713	312,243	729,720	385,456
	281,450	88,166	61,609	38,281
	510,845	565,666	542,833	781,583
	979,162	988,690	923,370	925,781
	26,400	26,907	469,593	26,234
	-	766,838	1,517,741	1,445,071
	3,458,600	4,676,266	7,054,640	-
	825,000	-	16,666	4,298,189
	-	-	640,082	17,879
	-	-	-	-
	-	-	-	-
	9,069,578	10,387,457	13,632,805	11,133,707
	5,971,107	5,365,854	5,450,860	5,371,779
	684	21,213	47,676	588,071
	113,365	121,548	(3,235)	119,893
	3,607,643	656,847	24,287	9,116
	9,692,799	6,165,462	5,519,588	6,088,859
\$	18,762,377	\$ 16,552,919	\$ 19,152,393	\$ 17,222,566
\$	15,933,351	\$ 17,925,981	\$ 16,937,947	\$ 16,742,024
	472,882	415,105	356,945	90,507
	6,194,460	6,560,147	6,563,038	6,930,580
	24,080	19,896	19,291	21,255
	134,507	124,962	112,635	103,044
	-	-	226,886	488,466
	967,196	697,027	537,865	449,066
	104,635	93,182	68,238	16,005
	2,055,795	1,770,456	2,248,504	2,126,963
	(20,366)	(340,673)	(4,494)	(91,862)
	-	-	-	-
	32,203	28,312	1,443	(3,772)
	26,031,846	27,463,701	27,253,800	27,051,318
	320,467	339,137	328,319	535,074
	750	500	650	550
	-	-	-	3,841
	19,091	19,293	5,394	-
	53	5,292	-	-
	-	-	-	990,000
	2,850	20,536	-	-
	-	-	-	-
	-	23,528	70,856	90,007
	343,211	408,286	405,219	1,619,472
\$	26,375,057	\$ 27,871,987	\$ 27,659,019	\$ 28,670,790
\$	3,450,004	\$ 9,057,789	\$ 9,820,875	\$ 7,714,114
	4,894,327	1,461,948	531,121	1,894,234
\$	8,344,331	\$ 10,519,737	\$ 10,351,996	\$ 9,608,348

Table 2

St. James Parish  
Convent, Louisiana  
General Government Tax Revenues by Source  
For the Last Ten Fiscal Years  
(Unaudited)

<b>Fiscal Year</b>	<b>Ad Valorem Tax and Revenue Sharing</b>	<b>Sales and Use Tax</b>	<b>Totals</b>
2022	\$ 21,322,086	\$ 5,660,452	\$ 26,982,538
2021	20,982,775	5,660,528	26,643,303
2020	21,331,603	7,157,568	28,489,171
2019	20,816,615	8,351,852	29,168,467
2018	19,081,802	8,230,164	27,311,966
2017	17,440,955	6,391,264	23,832,219
2016	16,253,818	6,194,460	22,448,278
2015	18,265,118	6,560,147	24,825,265
2014	17,266,266	6,563,038	23,829,304
2013	17,277,098	6,930,580	24,207,678

Source: Audited Annual Comprehensive Financial Report





St. James Parish  
Convent, Louisiana  
Fund Balances of Governmental Funds  
For the Last Ten Fiscal Years  
(Unaudited)

	2022	2021	2020	2019
General Fund:				
Nonspendable	\$ 19,709	\$ 6,930	\$ 22,190	\$ 22,193
Restricted	9,067,166	9,480,241	9,039,025	8,034,473
Committed	-	-	-	-
Assigned	-	-	-	-
Unassigned	5,246,828	6,261,763	7,210,317	6,599,544
Total General Fund:	<u>\$ 14,333,703</u>	<u>\$ 15,748,934</u>	<u>\$ 16,271,532</u>	<u>\$ 14,656,210</u>
All Other Governmental Funds:				
Nonspendable	\$ 446,113	\$ 100	\$ 45,919	\$ 106,315
Restricted	88,067,513	81,912,569	79,592,817	75,381,010
Committed	866,818	858,002	792,446	764,691
Assigned	60,035	58,816	67,908	98,568
Unassigned	(180,353)	-	(43,892)	-
Total All Other Governmental Funds:	<u>\$ 89,260,126</u>	<u>\$ 82,829,487</u>	<u>\$ 80,455,198</u>	<u>\$ 76,350,584</u>

Source: Audited Annual Comprehensive Financial Report

2018	2017	2016	2015	2014	2013
\$ 21,776	\$ 2,405	\$ 43,382	\$ 36,691	\$ 38,724	\$ 35,049
7,293,716	6,645,773	6,085,801	5,685,398	5,085,694	4,370,193
-	-	-	-	-	-
-	-	-	-	-	-
5,927,831	5,107,704	4,563,329	4,125,646	4,295,190	4,227,544
<u>\$ 13,243,323</u>	<u>\$ 11,755,882</u>	<u>\$ 10,692,512</u>	<u>\$ 9,847,735</u>	<u>\$ 9,419,608</u>	<u>\$ 8,632,786</u>
\$ 118,512	\$ 101,664	\$ 112,580	\$ 16,476	\$ 114,164	\$ -
55,296,235	49,120,330	44,902,447	43,074,139	39,056,187	36,613,396
1,346,935	1,573,390	660,970	771,687	786,653	908,876
54,228	77,588	90,747	65,138	165,461	161,399
-	-	(493,386)	(386,970)	(233,594)	(37,421)
<u>\$ 56,815,910</u>	<u>\$ 50,872,972</u>	<u>\$ 45,273,358</u>	<u>\$ 43,540,470</u>	<u>\$ 39,888,871</u>	<u>\$ 37,646,250</u>

Table 4

St. James Parish  
Convent, Louisiana  
Changes in Fund Balances of Governmental Funds  
For the Last Ten Fiscal Years  
(Unaudited)

	2022	2021	2020	2019
<u>Revenues</u>				
Taxes:				
Property	\$ 21,229,548	\$ 20,949,808	\$ 21,194,377	\$ 20,854,119
Voluntary payments in lieu of taxes	650,907	588,108	587,826	530,933
Sales and Use	5,660,452	5,660,528	7,157,568	8,351,852
Alcoholic Beverages (Beer)	18,708	19,036	20,676	19,746
Licenses and Permits	904,235	835,748	951,972	929,585
Intergovernmental:				
Federal	5,597,332	5,307,987	2,981,105	2,053,202
State	2,291,501	1,322,002	1,885,218	2,301,883
Local	176,291	164,140	346,626	805,518
Fines and Forfeits	149,786	159,947	110,233	137,857
Charges for Services	946,425	956,250	936,387	972,127
Investment earnings (losses)	(1,212,910)	(248,906)	537,875	1,371,097
In-kind contributions	-	-	28,839	219,582
Other	1,287,596	3,983,465	1,277,040	1,041,654
Total Revenues	<u>37,699,871</u>	<u>39,698,113</u>	<u>38,015,742</u>	<u>39,589,155</u>
<u>Expenditures:</u>				
Current:				
General Government	8,612,350	8,714,855	7,421,292	7,041,760
Public Safety	8,549,335	8,385,483	5,855,159	4,785,384
Highway and Streets	4,542,471	3,416,586	2,989,022	2,958,778
Sanitation	2,695,463	3,912,869	1,819,034	1,726,656
Public Housing	732	256	560	1,669
Public Transportation	1,126,962	980,725	868,957	1,083,458
Public Utilities	-	-	-	-
Health and Welfare	4,964,831	5,289,826	4,710,237	4,823,202
Culture and Recreation	2,931,903	2,753,279	2,664,033	2,711,685
Economic Development	392,700	332,260	287,662	522,204
In-kind Expenses	-	-	28,839	219,582
Debt Service:				
Principal	790,000	775,000	1,028,550	745,531
Interest and Other Costs	443,066	378,449	413,308	121,482
Capital Outlay	5,147,268	3,471,464	4,205,069	2,151,700
Total Expenditures	<u>40,197,081</u>	<u>38,411,052</u>	<u>32,291,722</u>	<u>28,893,091</u>
Excess Revenue/(Expenditures) before other financing services	(2,497,210)	1,287,061	5,724,020	10,696,064
<u>Other Financing Sources/(Uses):</u>				
Bond Issuance Cost	(79,820)	-	-	(280,753)
Proceeds from Debt Issuance	8,000,000	-	-	8,000,000
Transfers In	7,080,163	7,530,843	7,195,228	12,878,182
Transfers Out	(7,487,725)	(6,966,213)	(7,199,312)	(12,896,012)
Payment to Refunded Bond Agent	-	-	-	-
Total Other Financing Sources/(Uses)	<u>7,512,618</u>	<u>564,630</u>	<u>(4,084)</u>	<u>7,701,417</u>
Net Changes in Fund Balance	<u>\$ 5,015,408</u>	<u>\$ 1,851,691</u>	<u>\$ 5,719,936</u>	<u>\$ 18,397,481</u>
Debt Service as a Percentage of Noncapital Expenditures:	<u>3.52%</u>	<u>3.30%</u>	<u>5.13%</u>	<u>3.24%</u>

Source: Audited Annual Comprehensive Financial Report

Table 5

2018	2017	2016	2015	2014	2013
\$ 18,712,780	\$ 17,879,134	\$ 15,576,026	\$ 17,531,951	\$ 16,935,943	\$ 16,735,601
490,366	490,372	472,882	415,105	356,945	90,507
8,230,164	6,391,264	6,194,460	6,560,147	6,563,038	6,930,580
19,591	20,716	24,080	19,896	19,291	21,255
1,019,000	929,703	1,053,476	770,883	742,755	721,027
1,858,545	2,645,017	5,283,741	4,806,637	8,473,145	4,203,112
1,172,213	1,150,488	1,447,626	4,044,384	4,138,518	5,925,294
564,834	548,756	527,281	510,144	503,517	507,535
138,586	150,046	133,103	169,306	185,502	179,042
980,841	958,272	901,054	908,092	958,179	1,306,416
744,866	279,161	103,511	92,313	63,694	15,210
98,855	200,817	70,090	509,070	420,032	531,375
1,063,407	1,102,207	1,880,311	1,163,354	649,151	918,808
35,094,048	32,745,953	33,667,641	37,501,282	40,009,710	38,085,762
6,857,233	6,662,915	6,491,032	7,542,722	8,200,935	6,955,368
3,887,485	3,866,673	4,375,873	3,912,047	3,450,136	3,517,021
2,818,601	2,554,955	2,551,449	3,393,299	2,889,836	3,301,145
1,583,226	1,689,281	1,677,219	1,579,538	1,838,998	2,051,552
1,120	1,520	2,040	1,760	1,520	1,520
1,059,422	999,550	981,189	867,146	927,793	1,041,326
-	3,270	-	-	-	-
4,441,431	4,369,150	4,418,675	4,133,592	4,082,536	4,128,375
2,529,968	2,595,494	2,498,170	2,440,099	2,465,007	2,371,793
569,813	567,358	511,582	1,353,675	2,033,136	1,962,579
98,855	200,817	70,090	509,070	420,032	531,375
722,605	1,212,768	1,174,019	1,125,353	1,087,769	1,714,000
138,644	154,043	194,027	233,248	250,470	334,329
2,948,753	2,609,452	6,706,814	6,868,319	9,822,581	8,157,163
27,657,156	27,487,246	31,652,179	33,959,868	37,470,749	36,067,546
7,436,892	5,258,707	2,015,462	3,541,414	2,538,961	2,018,216
(1,043)	(17,113)	-	-	(32,156)	-
-	850,000	-	-	2,530,000	629,596
4,678,551	6,536,698	4,619,011	3,792,127	2,711,871	4,235,145
(4,684,021)	(5,965,308)	(4,056,808)	(3,253,815)	(2,229,429)	(3,768,918)
-	-	-	-	(2,489,804)	-
(6,513)	1,404,277	562,203	538,312	490,482	1,095,823
\$ 7,430,379	\$ 6,662,984	\$ 2,577,665	\$ 4,079,726	\$ 3,029,443	\$ 3,114,039
3.49%	5.49%	5.48%	5.01%	4.84%	7.34%

Table 5

St. James Parish  
Convent, Louisiana  
Assessed Valuation of Taxable Property  
For the Last Ten Fiscal Years  
(Unaudited)

<b>Fiscal Year</b>	<b>Total Assessed Value</b>	<b>Amount of Homestead Exemption</b>	<b>Total Taxable Assessed Value</b>	<b>Total Direct Tax Rate</b>	<b>Estimated Actual Taxable Value</b>	<b>Assessed Value as a Percentage of Actual Value</b>
2022	\$ 712,659,635	\$ 42,475,972	\$ 670,183,663	44.83	\$ 6,092,578,755	11%
2021	717,499,287	42,175,490	675,323,797	44.83	6,139,307,245	11%
2020	698,481,031	41,550,480	656,930,551	44.30	5,972,095,918	11%
2019	641,605,867	41,299,337	600,306,530	44.30	5,457,332,091	11%
2018	596,375,255	41,001,815	555,373,440	44.30	5,048,849,455	11%
2017	557,539,110	40,704,290	516,834,820	43.56	4,698,498,364	11%
2016	617,169,587	39,385,919	577,783,668	43.67	5,252,578,800	11%
2015	584,035,788	39,268,684	544,767,104	43.67	4,952,428,218	11%
2014	574,491,990	38,980,307	535,511,683	43.67	4,868,288,027	11%
2013	528,213,839	38,666,723	489,547,116	43.67	4,450,428,327	11%

<b>Fiscal Year</b>	<b>Real Property and Improvements</b>	<b>Personal Property</b>	<b>Public Service Property</b>	<b>Total Assessed Valuation</b>	<b>Amount of Homestead Exemption</b>	<b>Total Taxable Assessed Value</b>
2022	\$ 147,625,134	\$ 483,674,161	\$ 81,360,340	\$ 712,659,635	\$ 42,475,972	\$ 670,183,663
2021	142,373,157	498,084,840	77,041,290	717,499,287	42,175,490	675,323,797
2020	129,860,164	497,334,317	71,286,550	698,481,031	41,550,480	656,930,551
2019	127,827,706	680,437,685	66,810,400	875,075,791	41,299,337	833,776,454
2018	126,269,331	649,963,867	59,060,690	835,293,888	41,001,815	794,292,073
2017	123,557,466	374,971,224	59,010,420	557,539,110	40,704,290	516,834,820
2016	112,067,637	449,002,170	56,099,780	617,169,587	39,385,919	577,783,668
2015	110,755,135	418,669,353	54,611,300	584,035,788	39,268,684	544,767,104
2014	111,405,126	411,887,594	51,199,270	574,491,990	38,980,307	535,511,683
2013	106,063,357	372,655,492	49,494,990	528,213,839	38,666,723	489,547,116

Source: St. James Parish Assessor's Office



St. James Parish  
Convent, Louisiana  
Ad Valorem Tax Rates and Tax Levies  
Direct and Overlapping Governments and Assessed Millages  
For the Last Ten Fiscal Years  
(Unaudited)

<b>TAX RATES (Mills per Dollar)</b>					
<b>Fiscal Year</b>	<b>Sheriff's Office</b>	<b>School Taxes</b>	<b>Road Taxes</b>	<b>Parish Council</b>	<b>Recreation Districts</b>
2022	20.96	44.83	5.96	20.13	6.33
2021	20.96	44.83	5.96	20.13	6.13
2020	20.96	44.30	5.97	20.20	6.11
2019	20.96	44.30	5.97	19.95	5.98
2018	20.96	44.30	5.97	19.95	5.88
2017	20.96	43.56	5.95	19.94	6.03
2016	20.96	43.67	5.95	20.05	6.23
2015	20.96	43.67	5.95	20.12	6.23
2014	20.96	43.67	5.95	20.22	6.63
2013	20.96	43.67	5.95	21.27	6.63

<b>TAX LEVIES</b>					
<b>Fiscal Year</b>	<b>Sheriff's Office</b>	<b>School Taxes</b>	<b>Road Taxes</b>	<b>Parish Council</b>	<b>Recreation Districts</b>
2022	\$ 14,047,075	\$ 30,044,354	\$ 3,907,296	\$ 13,591,338	\$ 769,671
2021	14,154,812	30,274,782	3,951,447	14,364,137	580,547
2020	13,769,290	29,102,031	3,855,982	13,269,994	572,004
2019	12,582,450	26,593,586	3,521,609	11,976,124	507,238
2018	11,640,653	24,603,050	3,258,804	11,079,708	453,558
2017	10,832,883	22,513,323	3,017,122	10,305,677	485,097
2016	12,110,370	25,231,824	3,388,182	11,584,568	591,082
2015	11,418,341	23,789,998	3,185,587	10,960,740	562,281
2014	11,224,347	23,385,814	3,128,867	10,828,065	601,613
2013	10,260,929	21,378,539	2,851,522	10,412,689	600,213

Source: St. James Parish Assessor's Office



---

<b>Public Safety</b>	<b>Detention Center</b>	<b>Levee Districts</b>	<b>Drainage Taxes</b>	<b>Fire Protection</b>	<b>Other Taxes</b>	<b>Parish Totals</b>
5.18	0.60	7.41	2.99	0.74	2.96	118.09
5.18	0.60	7.03	2.99	0.74	2.96	117.51
5.19	0.60	7.41	3.00	0.74	3.04	117.52
5.19	0.60	7.40	3.00	0.74	3.04	117.08
5.19	0.60	7.26	3.00	0.74	2.89	116.74
5.18	0.60	7.26	2.99	0.74	2.89	116.10
5.19	0.60	7.40	3.00	0.74	2.59	116.38
5.19	0.60	7.35	3.00	0.74	2.59	116.40
5.19	1.00	7.35	2.98	0.74	2.59	117.28
5.19	1.00	7.35	2.98	0.74	28.62	144.36

---

<b>Public Safety</b>	<b>Detention Center</b>	<b>Levee Districts</b>	<b>Drainage Taxes</b>	<b>Fire Protection</b>	<b>Other Taxes</b>	<b>Parish Totals</b>
\$3,471,558	\$402,111	\$2,468,393	\$2,003,849	\$432,202	\$2,026,379	\$73,164,226
3,504,930	405,196	2,311,181	2,019,218	445,907	1,762,595	73,774,752
3,409,480	394,160	2,403,976	1,970,797	437,369	1,518,080	70,703,163
3,115,601	360,185	2,199,766	1,800,925	398,184	1,387,232	64,442,900
2,882,397	333,226	2,002,958	1,666,126	368,963	1,283,112	59,572,555
2,677,829	310,102	1,865,811	1,545,335	339,509	1,198,216	55,090,904
2,998,713	346,670	2,124,360	1,733,353	386,146	1,322,511	61,817,779
2,827,356	326,863	1,983,636	1,634,307	361,438	1,251,844	58,302,391
2,779,321	535,518	1,952,976	1,595,830	353,355	1,246,014	57,631,720
2,540,764	489,552	1,777,307	1,458,855	316,461	1,539,994	53,626,825

Table 7

St. James Parish  
Convent, Louisiana  
Principal Property Taxpayers  
As of December 31, 2022 and December 31, 2013  
(Unaudited)

Taxpayer	2022			2013		
	Assessed Value	Rank	Percent of Total Assessed Value	Assessed Value	Rank	Percent of Total Assessed Value
Equilon Enterprises LLC*	\$ 158,120,125	1	22.19%	\$ 128,329,797	1	22.34%
American Styrenics LLC	43,838,762	2	6.15%	30,901,303	4	5.38%
Mosaic Fertilizer LLC - Uncle Sam	42,447,481	3	5.96%	36,914,025	3	6.43%
Zen-Noh Grain Corp.	41,027,743	4	5.76%	-	-	-
Nustar Logistics, L.P.	40,522,319	5	5.69%	-	-	-
Mosaic Fertilizer LLC - Faustina	36,998,881	6	5.19%	-	-	-
Louisiana Sugar Refining LLC	25,064,531	7	3.52%	-	-	-
Shell Trading US	22,282,669	8	3.13%	14,705,196	5	2.56%
Exxon Mobil Oil Corporation	16,707,172	9	2.34%	-	-	-
Atalco Gramercy LLC	16,352,644	10	2.29%	-	-	-
Valero Marketing & Supply	-	-	-	68,103,874	2	11.85%
Statoil Marketing & Trading (US) Inc	-	-	-	14,449,451	6	2.52%
Locap, Inc.	-	-	-	13,588,950	7	2.37%
Occidental Chemical Corp.	-	-	-	12,799,137	8	2.23%
Noranda Alumina LLC	-	-	-	11,859,764	9	2.06%
Plains Marketing, LP	-	-	-	10,816,626	10	1.88%
<b>TOTALS</b>	<b>\$ 443,362,327</b>		<b>62.22%</b>	<b>\$ 342,468,123</b>		<b>59.62%</b>

Source: St. James Parish Assessor's Office

\*Equilon Enterprises, LLC is the parent company operating the Shell Oil Refinery in Convent, Louisiana.  
See Footnote H to the attached Financial Statements for additional information regarding its closure in 2021.

St. James Parish  
Convent, Louisiana  
Ad Valorem Tax Levies and Collections  
For the Last Ten Fiscal Years  
(Unaudited)

<b>Fiscal Year</b>	<b>Amount of Tax Levied</b>	<b>Collected in Current Year</b>	<b>Percent of Levy Collected in Current Year</b>	<b>Collected in Subsequent Years</b>	<b>Total Collections to Date</b>	<b>Percent of Levy Collected</b>
2022	\$ 21,408,055	\$ 21,053,132	98.34%	\$ 169,419	\$ 21,222,551	99.13%
2021	\$ 21,024,031	\$ 20,708,670	98.50%	\$ 71,671	\$ 20,780,341	98.84%
2020	\$ 21,065,467	\$ 20,928,542	99.35%	\$ 94,500	\$ 21,023,042	99.80%
2019	\$ 18,600,066	\$ 18,531,076	99.63%	\$ 51,765	\$ 18,582,841	99.91%
2018	\$ 18,600,066	\$ 18,268,194	98.22%	\$ 144,648	\$ 18,412,842	98.99%
2017	\$ 17,207,848	\$ 17,076,181	99.23%	\$ 22,700	\$ 17,098,881	99.37%
2016	\$ 15,746,252	\$ 15,634,897	99.29%	\$ 23,863	\$ 15,658,760	99.44%
2015	\$ 17,647,624	\$ 17,315,673	98.12%	\$ 20,825	\$ 17,336,498	98.24%
2014	\$ 16,639,183	\$ 16,330,539	98.15%	\$ 21,690	\$ 16,352,229	98.28%
2013	\$ 16,356,489	\$ 16,239,827	99.29%	\$ 110,236	\$ 16,350,063	99.96%

Amount of Tax Levied represents Assessor's original levy less homestead exemption.

Source: St. James Parish Assessor

Amount of Tax Collected represents Parish levies and collections only. Amounts do not include payments in lieu of taxes, which are reported on the basic financial statements in the Ad Valorem Tax line item.

St. James Parish  
Convent, Louisiana  
Ratios of Outstanding Debt by Type  
For the Last Ten Fiscal Years  
(Unaudited)

<b>Governmental Activities</b>						
<b>Fiscal Year</b>	<b>Gen Oblgtn Bonds and Premium</b>	<b>Certificates Indebtedness/ Capital Lease</b>	<b>Limited Tax Certificates</b>	<b>Limited Tax Bonds</b>	<b>Revenue Bonds</b>	
2022	\$ 1,230,000	\$ -	\$ -	\$ 455,000	\$ 15,130,000	
2021	1,625,000	-	-	540,000	7,440,000	
2020	2,005,000	-	-	620,000	7,755,000	
2019	2,375,000	333,551	-	700,000	8,000,000	
2018	2,725,000	654,082	-	775,000	-	
2017	3,065,000	961,687	-	850,000	-	
2016	3,390,000	1,261,455	588,000	-	-	
2015	3,710,000	1,548,474	1,155,000	-	-	
2014	4,010,000	1,827,827	1,701,000	-	-	
2013	4,130,000	2,099,596	2,217,000	-	-	

(1) U.S. Census estimates. Not readily available for 2022.

<b>Total Debt</b>	<b>Parish Population</b>	<b>(1) Total Personal Income</b>	<b>Total Debt</b>	
			<b>Per Capita</b>	<b>(1) Percent of Personal Income</b>
\$ 16,815,000	19,423	-	\$ 866	-
9,605,000	19,742	665,556,860	487	1.443%
10,380,000	21,096	610,602,624	492	1.700%
11,408,551	21,037	564,085,944	542	2.022%
4,154,082	21,367	549,644,708	194	0.756%
4,876,687	21,557	544,853,175	226	0.895%
5,239,455	21,460	543,195,520	244	0.965%
6,413,474	21,567	519,139,257	297	1.235%
7,538,827	21,664	479,489,312	348	1.572%
8,446,596	21,781	439,867,295	388	1.920%

Table 10

St. James Parish  
Convent, Louisiana  
Ratios of General Bonded Debt Outstanding  
For the Last Ten Fiscal Years  
(Unaudited)

<b>Fiscal Year</b>	<b>Gen Oblgtn Bonds and Premium</b>	<b>Less Amounts Available in Debt Service Fund</b>	<b>Total</b>	<b>Percentage of Estimated Actual Taxable Value of Property</b>	<b>Per Capita</b>
2022	\$ 1,230,000	\$ 48,193	\$ 1,181,807	0.02%	\$ 61
2021	1,625,000	10,626	1,614,374	0.03%	82
2020	2,005,000	75,253	1,929,747	0.04%	91
2019	2,375,000	21,124	2,353,876	0.05%	112
2018	2,725,000	28,688	2,696,312	0.06%	126
2017	3,065,000	12,926	3,052,074	0.06%	142
2016	3,390,000	24,700	3,365,300	0.07%	157
2015	3,710,000	118,145	3,591,855	0.07%	167
2014	4,010,000	235,606	3,774,394	0.08%	174
2013	4,130,000	6,469	4,123,531	0.09%	189

Table 11

St. James Parish  
Convent, Louisiana  
Direct and Overlapping Governmental Activities Debt  
As of December 31, 2022  
(Unaudited)

<u>Governmental Unit</u>	<u>Debt Outstanding</u>	<u>Estimated Percentage Applicable</u>	<u>Estimated Share of Overlapping Debt</u>
Direct:			
St. James Parish Government			
General Obligation Bond (1)	\$ 1,625,000	100%	\$ 1,625,000
Limited Tax Bond (1)	455,000	100%	455,000
Revenue Bond (1)	<u>15,130,000</u>	100%	<u>15,130,000</u>
Subtotal, Direct Debt	17,210,000		17,210,000
Overlapping Debt:			
St. James Parish School Board (4)	92,758,555	100%	92,758,555
Town of Lutcher (2)	1,113,000	100%	1,113,000
Town of Gramercy (3)	<u>978,441</u>	100%	<u>978,441</u>
Subtotal, Overlapping Debt	94,849,996		94,849,996
Total Direct and Overlapping Debt	<u>\$ 112,059,996</u>		<u>\$ 112,059,996</u>

Overlapping governments are those that coincide, at least in part, with the geographic boundaries of the parish. This schedule estimates the portion of the outstanding debt of those overlapping governments that is borne by the residents and businesses of St. James Parish. This process recognizes that, when considering the government's ability to issue and repay long-term debt, the entire debt burden borne by the residents and businesses should be taken into account. However, this does not imply that every taxpayer is a resident and therefore responsible for repaying the debt of each overlapping government.

The percentage of overlapping debt applicable is estimated using taxable assessed property values. Applicable percentages were estimated by determining the portion of The Council's taxable assessed value that is within the government's boundaries and dividing it by the parish's total taxable assessed value.

(1) As of December 31, 2022

(2) As of April 30, 2022

(3) As of June 30, 2022

(4) As of June 30, 2022

St. James Parish  
Convent, Louisiana  
Legal Debt Margin Information  
For the Last Ten Fiscal Years  
(Unaudited)

<b>Fiscal Year</b>	<b>Debt Limit</b>	<b>Total Net Debt Applicable to Limit</b>	<b>Legal Debt Margin</b>	<b>Total Net Debt Applicable to Limit as a Percentage of Debt Limit</b>
2022	\$ 249,430,782	\$ 16,815,000	\$ 232,615,782	6.74%
2021	246,351,803	9,605,000	236,746,803	3.90%
2020	251,124,750	10,380,000	240,744,750	4.13%
2019	244,468,361	11,408,551	233,059,810	4.67%
2018	224,562,053	4,154,082	220,407,971	1.85%
2017	292,352,861	4,876,687	287,476,174	1.67%
2016	195,138,689	5,239,455	189,899,234	2.68%
2015	216,009,355	6,413,474	209,595,881	2.97%
2014	204,412,526	7,538,827	196,873,699	3.69%
2013	201,072,197	8,446,596	192,625,601	4.20%

Legal Debt Margin Calculation for Fiscal Year 2022

Assessed Value	\$ 712,659,635
Debt Limit - 35% of Assessed Value (1)	249,430,872
Less Bonded Debt	<u>16,815,000</u>
Legal Debt Margin	<u><u>\$ 232,615,872</u></u>

(1) State law allows a maximum of 35% of assessed valuation for total bonded general obligation debt.



St. James Parish  
Convent, Louisiana  
Demographic and Economic Statistics  
For the Last Ten Fiscal Years  
(Unaudited)

<u>Fiscal Year</u>	<u>(1) Population</u>	<u>(1) Per Capita Income</u>	<u>(1) Median Age</u>	<u>(2) Unemployment Rate</u>
2022	19,423	\$ 30,011	40	5.2%
2021	19,742	28,944	39.6	5.8%
2020	21,096	26,739	39.9	11.8%
2019	21,037	25,736	38.9	6.9%
2018	21,367	25,724	38.8	7.8%
2017	21,557	25,275	38.9	7.9%
2016	21,460	25,312	38.9	8.7%
2015	21,567	24,071	38.8	9.3%
2014	21,664	22,133	38.6	9.4%
2013	21,781	20,195	38.5	10.5%

(1) Amounts are estimates from the U.S. Census.

(2) Amounts are from the U.S. Bureau of Labor Statistics.

St. James Parish  
Convent, Louisiana  
Principal Employers  
Current Year and Nine Years Ago  
(Unaudited)

Employer	Type of Business	2022			2013		Percent of Total Employment (1)
		Rank	Number of Employees	Percent of Total Employment	Rank	Number of Employees	
St. James Parish Schl Brd	K-12 Public Education	1	637	9.25%	1	600	
Atalco Alumina	Aluminum Manufacturer	2	480	6.97%	-	-	
Mosaic Fertilizer, LLP	Fertilizer Production	3	346	5.03%	6	225	
St. James Parish Council	Parish Government	4	310	4.50%	4	360	
St. James Parish Hospital	Hospital	5	264	3.83%	-	-	
Nucor Steel La	Steel Production	6	251	3.65%	-	-	
Louisiana Sugar Refining	Sugar Refining	7	194	2.82%	5	325	
Zen-Noh Grain Corp.	Grain Processor	8	189	2.75%	8	120	
Associated Terminals	Shipping and Cargo	9	157	2.28%	-	-	
Frisard's Trucking	Transportation	10	140	2.03%	-	-	
American Styrenics	Chemical Refinery	11	129	1.87%	9	105	
Occidental Chemical Corp.	Chemical Refinery	12	113	1.64%	7	130	
Koch Methanol	Methanol Manufacturer	13	113	1.64%	-	-	
Equilon Enterprises LLC*	Petroleum Refinery	-	-	-	2	525	
Noranda Alumina, LLC	Chemical Plant	-	-	-	3	480	
UTZ / Zapps	Potato Chips / Snacks	-	-	-	10	85	

(1) Percent of total employment not available for 2013.

\* Equilon Enterprises, LLC is the parent company operating the Shell Oil Refinery in Convent, Louisiana.  
See Footnote H to the attached Financial Statements for additional information regarding its closure in 2021.

Source: St. James Parish Assessor.

St. James Parish  
Convent, Louisiana  
Employees by Function  
For the Last Ten Fiscal Years  
(Unaudited)

---

<b>Function</b>	<b>2019</b>	<b>2020</b>	<b>2021</b>	<b>2022</b>
General Government	143	148	133	140
Judicial	26	26	26	23
Public Safety/Health	12	12	12	12
Public Works	35	38	47	45
Solid Waste	5	5	4	14
Recreation	12	12	27	25
Water and Gas	35	37	37	35
 Total	 268	 278	 286	 294

**NOTE:** Number of Employees by Function prior to 2019 is not available.

St. James Parish  
Convent, Louisiana  
Operating Indicators by Function  
For the Last Ten Fiscal Years  
(Unaudited)

	2018*	2019	2020	2021	2022
<b>Public Safety</b>					
Total number of rolls	237	308	280	521	481
Number fires	72	71	81	116	113
Number of rescue calls	36	65	43	60	65
Number of service calls	96	127	122	273	178
<b>Public works</b>					
Tree Branch Removal/Trimming	850	987	1,097	1,089	1,231
Potholes	32	28	31	48	81
Drainage/Channel/Facility Maintenance	530	526	584	427	1,061
Culvert Cleaning	110	130	145	71	27
<b>Public Utility</b>					
Water/Gas Leaks and other issues	165	161	179	507	736
Water and Gas					
Average Number of Billed Accounts					
East Bank	2,376	2,384	2,407	3,312	3,314
West Bank	3,555	3,636	3,668	5,653	5,995
New Connections	72	89	55	122	344
<b>Building Permits</b>					
Electrical Connection	547	466	367	386	445
Water Connection	387	441	333	352	382
Gas Connection	168	168	178	168	187
Municipal Address	88	76	44	144	72
Storage Shed (Less than 200 Sq. Ft.)	3	5	7	14	18
Culvert Installation	74	56	82	94	74
Change of Ownership	92	103	91	81	75
Change of Occupancy	209	174	141	121	126
Temporary Jobsite Trailer	1	-	-	-	-
Name Change on Billing	41	132	26	58	97
New Residential	44	33	43	24	76
New Residential Addition	7	4	8	2	11
New Residential Accessory	53	34	62	48	57
Residential Modular	-	-	1	-	-
Other	-	-	2	-	-
Mobile Home	26	23	31	36	-
Residential Renovation \$10,001 and More	4	5	11	8	41
In-Ground Swimming Pool	23	11	22	13	-
Landscaping	-	-	-	-	17
Electrical	57	70	57	73	17
Gas	-	1	1	4	-

\* Information prior to 2018 is not available.

	2018	2019	2020	2021	2022
<b>Building Permits (Continued)</b>					
Mechanical	2	3	1	61	68
Plumbing	3	5	1	4	15
Annual Maintenance Permit	-	-	-	-	8
Commercial Parking Lot	-	-	-	-	17
Non-Residential Change of Occupancy	-	6	7	5	-
Temporary Travel Trailer	-	-	1	-	-
Sign Permit	1	1	1	-	6
Culvert Temporary	-	1	-	-	-
Farm Exempt	2	-	-	2	-
Isaac Shingle Replacement	-	-	-	-	6
Industrial Permit (\$0 Fee)	-	1	-	-	2
Industrial Permit (Based on Value)	2	2	2	-	-
Detached Accessory without Walls < 500 sq.ft	4	2	3	-	2
Detached Accessory Without Walls > 500 sq.ft	5	1	-	-	2
Attached Patio Cover	2	4	5	2	-
Whole Home Generator	24	28	44	60	56
Residential Renovation < \$5000	4	9	6	3	4
Residential Renovation \$5000 to \$10000	2	3	2	2	3
After the Fact Permit Fee	6	6	9	10	5
New Commercial	19	24	12	8	4
Commercial Renovations	6	10	3	1	5
Institutional Renovations	-	-	1	1	2
Commercial Storage	3	2	-	1	-
Pylon Sign Permit	2	4	-	2	-
New Cell Tower	2	-	-	2	1
Cell Tower Co-location/Antenna Change Out	9	8	5	7	7
Commercial/Institutional Re-Roof	2	-	1	1	4
Commercial/Institutional Generator	5	-	-	1	1
Demolition	3	8	7	20	25
Ida Commercial Renovations				2	1
Ida Mobile Home Replacement				5	8
Ida Shingle Replacement				65	7
Ida Utility Reconnect				16	3
Ida Demolition				35	7
Ida Electrical Connection				121	95
Ida Accessory Building				12	4
Ida Mechanical				8	1
Ida Plumbing				38	82
Ida Renovations				31	3
Ida Temporary RV				46	86
Ida Roof Replacement				379	36

Table 17

St. James Parish  
Convent, Louisiana  
Capital Asset Statistics by Function  
For the Last Ten Fiscal Years  
(Unaudited)

	2018*	2019	2020	2021	2022
<b>General</b>					
Vehicles	35	38	41	76	76
Utility Vehicles/Equipment	7	7	7	7	7
Transit Busses	20	22	22	21	21
Trailers	4	4	5	5	5
<b>Public Safety - Fire/911</b>					
Vehicles	4	4	4	4	4
Utility Vehicles/Equipment	1	1	1	1	1
Trailers	4	4	4	6	6
Fire - Other	5	5	5	5	5
<b>Solid Waste</b>					
Vehicles	9	9	9	10	10
Utility Vehicles/Equipment	2	2	2	2	2
<b>Culture and Recreation</b>					
Vehicles	7	7	7	5	5
Tractors	12	13	14	15	15
Trailers	2	2	2	4	4
<b>Public Works</b>					
Vehicles	22	22	24	24	24
Tractors with attachments	77	80	80	81	81
Trailers	7	7	7	5	5
Boats	2	2	2	2	2
Excavators	5	5	7	8	8
<b>Water and Gas</b>					
Vehicles	20	22	24	24	28
Trailers	5	5	5	5	6
Equipment	5	5	5	5	6

\* Information prior to 2018 is not available.

Table 18

SPECIAL REPORTS OF CERTIFIED PUBLIC  
ACCOUNTANTS AND OTHER SCHEDULES REQUIRED BY  
*GOVERNMENT AUDITING STANDARDS* AND UNIFORM  
GUIDANCE





INDEPENDENT AUDITORS' REPORT ON INTERNAL CONTROL OVER FINANCIAL REPORTING AND ON COMPLIANCE  
AND OTHER MATTERS BASED ON AN AUDIT OF FINANCIAL STATEMENTS PERFORMED IN ACCORDANCE WITH  
GOVERNMENT AUDITING STANDARDS

To the President and Members  
St. James Parish Council  
Convent, Louisiana

We have audited, in accordance with the auditing standards generally accepted in the United States of America and the standards applicable to financial audits contained in *Government Auditing Standards* issued by the Comptroller General of the United States, the financial statements of the governmental activities, the business-type activities, the aggregate discretely presented component unit, each major fund, and the aggregate remaining fund information of St. James Parish, State of Louisiana (the Parish), as of and for the year ended December 31, 2022, and the related notes to the financial statements, which collectively comprise the Parish's basic financial statements, and have issued our report thereon dated June 30, 2023. Our report includes a reference to other auditors who audited the financial statements of the aggregate discretely presented component unit, St. James Parish Hospital, as described in our report on the Parish's financial statements. This report does not include the results of the other auditors' testing of internal control over financial reporting or compliance and other matters that are reported on separately by those auditors.

#### Report on Internal Control Over Financial Reporting

In planning and performing our audit of the financial statements, we considered the Parish's internal control over financial reporting (internal control) as a basis for designing audit procedures that are appropriate in the circumstances for the purpose of expressing our opinions on the financial statements, but not for the purpose of expressing an opinion on the effectiveness of the Parish's internal control. Accordingly, we do not express an opinion on the effectiveness of the Parish's internal control.

A *deficiency in internal control* exists when the design or operation of a control does not allow management or employees, in the normal course of performing their assigned functions, to prevent, or detect and correct, misstatements on a timely basis. A *material weakness* is a deficiency, or a combination of deficiencies, in internal control such that there is a reasonable possibility that a material misstatement of the entity's financial statements will not be prevented, or detected and corrected, on a timely basis. A *significant deficiency* is a deficiency, or a combination of deficiencies, in internal control that is less severe than a material weakness, yet important enough to merit attention by those charged with governance.


Our consideration of internal control was for the limited purpose described in the first paragraph of this section and was not designed to identify all deficiencies in internal control that might be material weaknesses or significant deficiencies. Given these limitations, during our audit we did not identify any deficiencies in internal control that we consider to be material weaknesses. However, material weaknesses or significant deficiencies may exist that have not been identified.

#### Report on Compliance and Other Matters

As part of obtaining reasonable assurance about whether the Parish's financial statements are free from material misstatement, we performed tests of its compliance with certain provisions of laws, regulations, contracts, and grant agreements, noncompliance with which could have a direct and material effect on the financial statements. However, providing an opinion on compliance with those provisions was not an objective of our audit, and, accordingly, we do not express such an opinion. The results of our tests disclosed no instances of noncompliance or other matters that is required to be reported under *Government Auditing Standards*.

#### Purpose of this Report

The purpose of this report is solely to describe the scope of our testing of internal control and compliance and the results of that testing, and not to provide an opinion on the effectiveness of the entity's internal control or on compliance. This report is an integral part of an audit performed in accordance with *Government Auditing Standards* in considering the entity's internal control and compliance. Accordingly, this communication is not suitable for any other purpose.

  
Donaldsonville, Louisiana  
June 30, 2023

INDEPENDENT AUDITORS' REPORT ON COMPLIANCE FOR EACH MAJOR PROGRAM AND ON INTERNAL  
CONTROL OVER COMPLIANCE REQUIRED BY THE UNIFORM GUIDANCE

To the President and Members  
St. James Parish Council  
Convent, Louisiana

**Report on Compliance for Each Major Federal Program**

***Opinion on Each Major Federal Program***

We have audited St. James Parish, State of Louisiana's (the Parish) compliance with the types of compliance requirements identified as subject to audit in the OMB *Compliance Supplement* that could have a direct and material effect on the Parish's major federal programs for the year ended December 31, 2022. The Parish's major federal programs are identified in the summary of auditors' results section of the accompanying schedule of findings and questioned costs.

In our opinion, the Parish complied, in all material respects, with the types of compliance requirements referred to above that could have a direct and material effect on its major federal programs for the year ended December 31, 2022.

***Basis for Opinion on Each Major Federal Program***

We conducted our audit of compliance in accordance with auditing standards generally accepted in the United States of America; the standards applicable to financial audits contained in *Government Auditing Standards*, issued by the Comptroller General of the United States; and the audit requirements of Title 2 U.S. *Code of Federal Regulations* Part 200, *Uniform Administrative Requirements, Cost Principles, and Audit Requirements for Federal Awards* (Uniform Guidance). Our responsibilities under those standards and the Uniform Guidance are further described in the Auditors' Responsibilities for the Audit of Compliance section of our report.

We are required to be independent of the Parish and to meet our other ethical responsibilities, in accordance with relevant ethical requirements relating to our audit. We believe that the audit evidence we have obtained is sufficient and appropriate to provide a basis for our opinion on compliance for each major federal program. Our audit does not provide a legal determination of the Parish's compliance with the compliance requirements referred to above.

***Responsibilities of Management for Compliance***

Management is responsible for compliance with the requirements referred to above and for the design, implementation, and maintenance of effective internal control over compliance with the requirements of laws, statutes, regulations, rules, and provisions of contracts or grant agreements applicable to the Parish's federal programs.

### ***Auditors' Responsibilities for the Audit of Compliance***

Our objectives are to obtain reasonable assurance about whether material noncompliance with the compliance requirements referred to above occurred, whether due to fraud or error, and express an opinion on the Parish's compliance based on our audit. Reasonable assurance is a high level of assurance but is not absolute assurance and therefore is not a guarantee that an audit conducted in accordance with generally accepted auditing standards, *Government Auditing Standards*, and the Uniform Guidance will always detect material noncompliance when it exists. The risk of not detecting material noncompliance resulting from fraud is higher than for that resulting from error, as fraud may involve collusion, forgery, intentional omissions, misrepresentations, or the override of internal control. Noncompliance with the compliance requirements referred to above is considered material if there is a substantial likelihood that, individually or in the aggregate, it would influence the judgment made by a reasonable user of the report on compliance about the Parish's compliance with the requirements of each major federal program as a whole.

In performing an audit in accordance with generally accepted auditing standards, *Government Auditing Standards*, and the Uniform Guidance, we:

- Exercise professional judgment and maintain professional skepticism throughout the audit.
- Identify and assess the risks of material noncompliance, whether due to fraud or error, and design and perform audit procedures responsive to those risks. Such procedures include examining, on a test basis, evidence regarding the Parish's compliance with the compliance requirements referred to above and performing such other procedures as we considered necessary in the circumstances.
- Obtain an understanding of the Parish's internal control over compliance relevant to the audit in order to design audit procedures that are appropriate in the circumstances and to test and report on internal control over compliance in accordance with the Uniform Guidance, but not for the purpose of expressing an opinion on the effectiveness of the Parish's internal control over compliance. Accordingly, no such opinion is expressed.

We are required to communicate with those charged with governance regarding, among other matters, the planned scope and timing of the audit and any significant deficiencies and material weaknesses in internal control over compliance that we identified during the audit.

### **Report on Internal Control Over Compliance**

A *deficiency in internal control over compliance* exists when the design or operation of a control over compliance does not allow management or employees, in the normal course of performing their assigned functions, to prevent, or detect and correct, noncompliance with a type of compliance requirement of a federal program on a timely basis. A *material weakness in internal control over compliance* is a deficiency, or a combination of deficiencies, in internal control over compliance, such that there is a reasonable possibility that material noncompliance with a type of compliance requirement of a federal program will not be prevented, or detected and corrected, on a timely basis. A *significant deficiency in internal control over compliance* is a deficiency, or a combination of deficiencies, in internal control over compliance with a type of compliance requirement of a federal program that is less severe than a material weakness in internal control over compliance, yet important enough to merit attention by those charged with governance.



Our consideration of internal control over compliance was for the limited purpose described in the Auditors' Responsibilities for the Audit of Compliance section above and was not designed to identify all deficiencies in internal control over compliance that might be material weaknesses or significant deficiencies in internal control over compliance. Given these limitations during our audit, we did not identify any deficiencies in internal control over compliance that we consider to be material weaknesses, as defined above. However, material weaknesses or significant deficiencies in internal control over compliance may exist that were not identified.

Our audit was not designed for the purpose of expressing an opinion on the effectiveness of internal control over compliance. Accordingly, no such opinion is expressed.

The purpose of this report on internal control over compliance is solely to describe the scope of our testing of internal control over compliance and the results of that testing based on the requirements of the Uniform Guidance. Accordingly, this report is not suitable for any other purpose.

*Postlethwaite & Netterville*

Donaldsonville, Louisiana  
June 30, 2023

St. James Parish  
Convent, Louisiana  
Schedule of Expenditures of Federal Awards  
For the Year Ended December 31, 2022

Federal Grantor/Pass-Through Grantor Name/Program Title	Federal Assistance Listing Number	Agency or Pass-Through Entity Identifying Number	Federal Expenditures
<b>TRANSIT SERVICES PROGRAMS CLUSTER</b>			
UNITED STATES DEPARTMENT OF TRANSPORTATION			
Passed through Louisiana Department of Transportation and Development - Federal Transit Administration			
Job Access and Reverse Commute Operating Assistance Program	20.516	JA37-47-22	46,906
<b>Total Transit Services Programs Cluster</b>			<u>46,906</u>
<b>AGING CLUSTER</b>			
UNITED STATES DEPARTMENT OF HEALTH AND HUMAN SERVICES			
Passed through Louisiana Governor's Office of Elderly Affairs - Special Programs for the Aging			
Title III - Part B Grant for Supportive Services and Senior Centers	93.044	4400022204	12,074
Title III - Part B Grant for Supportive Services and Senior Centers	93.044	4400024421	12,811
COVID-19 - STPH - Expanding the Public Health Workforce	93.044	4400023577	527
COVID-19 - Title III - Part B Grant for Supportive Services and Senior Centers	93.044	4400023577	14,995
Title III - Part C for Nutrition Services (Area Agency Administration)	93.045	4400022204	5,294
Title III - Part C for Nutrition Services (Area Agency Administration)	93.045	4400024421	5,432
COVID-19 - Title III - Part C for Nutrition Services (Area Agency Administration)	93.045	4400023577	6,107
Title III-C-1	93.045	4400022204	8,181
Title III-C-1	93.045	4400024421	58,273
COVID-19 - Title III-C-1	93.045	4400023577	6,426
Title III-C-2	93.045	4400022204	10,840
Title III-C-2	93.045	4400024421	13,881
COVID-19 - Title III-C-2	93.045	4400023577	18,746
COVID-19 - Title III-C-2	93.045	4400021849	6,739
Nutrition Services Incentive Program	93.053	4400022520	29,971
<b>Total Aging Cluster</b>			<u>210,297</u>
<b>OTHER PROGRAMS</b>			
UNITED STATES DEPARTMENT OF COMMERCE			
Passed through Louisiana Department of Natural Resources			
Coastal Zone Management, FY 19-22	11.419	2000426716	11,467
Coastal Zone Management, FY 22-25	11.419	2000681446	11,467
<b>Total United States Department of Commerce</b>			<u>22,934</u>
UNITED STATES DEPARTMENT OF INTERIOR			
Direct Program - GOMESA	15.435	None	1,171,853
<b>Total United States Department of Interior</b>			<u>1,171,853</u>
UNITED STATES DEPARTMENT OF TRANSPORTATION			
Passed through Louisiana Department of Transportation and Development - Federal Transit Administration			
Nonurbanized Formula Grants, Section 5311			
COVID-19 - FTA Grant LA-2020-007	20.509	RU-18-47-22	463,387
FTA Grant LA-2020-007	20.509	RU-18-47-23	126,458
COVID-19 - FTA Grant LA-2020-007	20.509	RU-18-47-23	258,466
Rural Transit Assistance Program - PASS Scholarship	20.509	None	653
Rural Transit Assistance Program - CTAA Scholarship	20.509	None	1,838
<b>Total United States Department of Transportation</b>			<u>850,802</u>

St. James Parish  
Convent, Louisiana  
Schedule of Expenditures of Federal Awards  
For the Year Ended December 31, 2022

Federal Grantor/Pass-Through Grantor Name/Program Title	Federal Assistance Listing Number	Agency or Pass-Through Entity Identifying Number	Federal Expenditures
<b>UNITED STATES DEPARTMENT OF HEALTH AND HUMAN SERVICES</b>			
Passed through Louisiana Governor's Office of Elderly Affairs - Special Programs for the Aging			
Title III-D	93.043	4400021947	1,648
COVID-19 - Title III-D	93.043	4400023577	2,375
COVID-19 - Vaccine Initiative Grant	93.043	4400022204	1,879
Title III-E	93.052	4400021947	5,628
Title III-E	93.052	4400024421	5,628
COVID-19 Title III-E	93.052	4400023577	2,280
Subrecipient of Louisiana Housing Corporation			
Low Income Home Energy Assistance Program	93.568	None	25,600
Low Income Home Energy Assistance Program	93.568	None	143,012
Low Income Home Energy Assistance Program - Admin	93.568	None	5,147
COVID-19 - Low Income Home Energy Assistance Program	93.568	None	126,373
COVID-19 - Low Income Household Water Assistance Program	93.568	None	34,605
Low Income Home Energy Assistance Program -Client Education, FY21	93.568	None	1,890
Passed through Louisiana Department of Labor			
Community Services Block Grant, FY21	93.569	2000551669	54,163
Community Services Block Grant, FY22	93.569	2000632050	24,007
COVID-19 Community Services Block Grant	93.569	2001LACSC3	75,115
<b>Total United States Department of Health and Human Services</b>			<b>509,350</b>
<b>UNITED STATES DEPARTMENT OF HOMELAND SECURITY</b>			
Passed through Louisiana Governor's Office of Homeland Security and Emergency Preparedness			
Subrecipient of South Central Planning & Development Commission			
Homeland Security Grant Program FY 2021	97.067	EMW-2019-00014-S01	78,182
Passed through Louisiana Governor's Office of Homeland Security and Emergency Preparedness			
Hazard Mitigation Grant Program - Community Saferooms	97.039	FEMA-1603-365	6,410
Hazard Mitigation Grant Program - WB Wind Retrofit	97.039	FEMA-4080-15	45,953
Hazard Mitigation Grant Program - David Plantation Drainage Mitigation	97.039	FEMA-1786-90	545,919
Hazard Mitigation Grant Program - Humble St. Drainage	97.039	FEMA-1786-90	443,469
Hazard Mitigation Grant Program - Buddy Whitney Canal Drainage	97.039	FEMA-1786-90	210,685
Disaster Grants - Public Assistance (Presidentially Declared Disasters)	97.036	FEMA-DR4611	3,214,136
COVID-19 - Disaster Grants - Public Assistance (Presidentially Declared Disasters)	97.036	FEMA-DR4484	78,314
<b>Total United States Department of Homeland Security</b>			<b>4,623,068</b>
<b>TOTAL OTHER PROGRAMS</b>			<b>7,178,007</b>
<b>TOTAL FEDERAL ASSISTANCE EXPENDED</b>			<b>\$ 7,435,210</b>

St. James Parish  
Convent, Louisiana  
Schedule of Expenditures of Federal Awards  
For the Year Ended December 31, 2022

NOTES TO THE SCHEDULE

(1) Basis of Presentation

The accompanying schedule of expenditures of federal awards (the Schedule) includes the federal award activity of St. James Parish under programs of the federal government for the year ended December 31, 2022. The information in this Schedule is presented in accordance with the requirements of Title 2 U.S. *Code of Federal Regulations Part 200, Uniform Administrative Requirements, Cost Principles, and Audit Requirements for Federal Awards* (Uniform Guidance). Because the Schedule presents only a selected portion of the operation of St. James Parish, it is not intended to and does not present the financial position, changes in net assets, or cash flows of St. James Parish.

(2) Indirect Cost Rate

St. James Parish has not elected to use the 10 percent de minimis indirect cost rate as allowed under the Uniform Guidance.

(3) Reconciliation of Federal Expenditures

Federal assistance expended as reported on Schedule of Expenditures of Federal Awards	\$ 7,435,210
Add: current year revenues received and not utilized in current year	771,126
Less: revenues accrued for FEMA Project Worksheets in prior year but approved in current year	(1,126,505)
Less: revenues accrued in previous years for expenditures not reimbursed by grantor	(33,790)
Less: revenues received in the prior year but expenditures incurred in the current year	<u>(1,171,853)</u>
Federal grant revenues	<u>\$ 5,874,188</u>
Federal grant revenues as reported on:	
Exhibit A-5 - All Governmental Fund Types - Statement of Revenues, Expenditures, and Changes in Fund Balance	\$ 5,597,332
Exhibit A-8 - Proprietary Funds - Statement of Revenues, Expenses, and Changes in Net Position	<u>276,856</u>
	<u>\$ 5,874,188</u>

(4) Amounts Passed Through to Subrecipients

The Parish did not pass through any Federal Funding to subrecipients.

ST. JAMES PARISH  
CONVENT, LOUISIANA  
SCHEDULE OF FINDINGS AND QUESTIONED COSTS  
For the Year Ended December 31, 2022

**SECTION I - SUMMARY OF AUDITORS' RESULTS**

*Financial Statements*

Type of auditors' report issued:

Unmodified

Internal control over financial reporting:

- Material weakness(es) identified \_\_\_\_\_ Yes X No
- Significant deficiency(ies) identified \_\_\_\_\_ Yes X None reported

Noncompliance material to financial statements noted

\_\_\_\_\_ Yes X No

*Federal Awards*

Internal control over major federal programs:

- Material weakness(es) identified \_\_\_\_\_ Yes X No
- Significant deficiency(ies) identified \_\_\_\_\_ Yes X None reported

Type of auditors' report issued on compliance for major programs:

Unmodified

Any audit findings disclosed that are required to be reported in  
accordance with 2 CFR 200.516(a)

\_\_\_\_\_ Yes X No

Identification of major federal programs:

Name of Federal Program or Cluster

Federal Assistance Listing Number

Gulf of Mexico Energy Security Act (GoMESA)  
Formula Grants for Rural Areas  
Hazard Mitigation Grant Program

15.435  
20.509  
97.039

Dollar threshold used to distinguish between Type A and  
Type B programs:

\$750,000

Auditee qualified as low-risk auditee

X Yes \_\_\_\_\_ No



ST. JAMES PARISH  
CONVENT, LOUISIANA  
SCHEDULE OF FINDINGS AND QUESTIONED COSTS  
For the Year Ended December 31, 2022

**SECTION II – FINANCIAL STATEMENT FINDINGS**

**COMPLIANCE WITH LAWS AND REGULATIONS**

None

**SECTION III – FEDERAL AWARD FINDINGS AND QUESTIONED COSTS**

None.

ST. JAMES PARISH  
CONVENT, LOUISIANA  
SUMMARY SCHEDULE OF PRIOR AUDIT FINDINGS  
For the Year Ended December 31, 2022

**I. FINDINGS - FINANCIAL STATEMENT AUDIT**

None.

**II. FINDINGS – COMPLIANCE WITH LAWS AND REGULATIONS**

2021-001 DISPOSAL OF SURPLUS MOVABLE PROPERTY

*Condition:* The Parish advertised their annual public auction online via Facebook. The date of the auction and the minimum price levels were undeterminable from the Facebook posting.

*Current status:* Resolved.

**III. FINDINGS AND QUESTIONED COSTS – MAJOR FEDERAL AWARD PROGRAMS AUDIT**

None.