

St. James Parish Government Convent, Louisiana

Annual Comprehensive Financial Report

For the Year Ended December 31, 2020





ST. JAMES PARISH CONVENT, LOUISIANA

Annual Comprehensive Financial Report

For the Year Ended December 31, 2020





TABLE OF CONTENTS

	<u>EXHIBIT</u>	<u>Page No.</u>
INTRODUCTORY SECTION		
Letter of Transmittal		1
Principal Elected Officials		8
Organization Structure		9
FINANCIAL SECTION		
Independent Auditors' Report		10
Required Supplementary Information:		
Management's Discussion and Analysis		13
Basic Financial Statements:		
Government-wide Financial Statements:		
Statement of Net Position	A - 1	23
Statement of Activities	A - 2	24
Fund Financial Statements:		
Governmental Funds:		
Balance Sheet	A - 3	26
Reconciliation of the Balance Sheet of Governmental Funds to the Statement of Net Position	A - 4	28
Statement of Revenues, Expenditures, and Changes in Fund Balances	A - 5	29
Reconciliation of the Statement of Revenues, Expenditures, and Changes in Fund Balances of the Governmental Funds to the Statement of Activities	A - 6	31
Proprietary Funds:		
Statement of Net Position	A - 7	32
Statement of Revenues, Expenses, and Changes in Net Position	A - 8	33
Statement of Cash Flows	A - 9	34
Discretely Presented Component Unit:		
Statement of Net Position	A - 10	36
Statement of Revenues, Expenses, and Changes in Net Position	A - 11	37
Notes to the Financial Statements		38
Required Supplementary Information Other than Management's Discussion and Analysis:		
Major Governmental Funds		87
Schedule of Revenues, Expenditures, and Changes in Fund Balances – Budget and Actual – General Fund	A - 12	88
Schedule of Revenues, Expenditures, and Changes in Fund Balances – Budget and Actual – Courthouse, Jail, and Public Buildings Maintenance Fund	A - 13	89
Schedule of Revenues, Expenditures, and Changes in Fund Balances – Budget and Actual – Parishwide Drainage Maintenance Fund	A - 14	90

TABLE OF CONTENTS (CONTINUED)

	<u>EXHIBIT</u>	<u>Page No.</u>
Schedule of Changes in Total Other Postemployment Benefits Liability and Related Ratios	A - 15	91
Schedule of Proportionate Share of the Net Pension Liability for the Retirement Systems	A - 16	92
Schedule of Contributions to Each Retirement System Defined Benefit Cost Sharing Plans Only	A - 17	93
Notes to Required Supplementary Information		94
Other Supplementary Information:		
Combining Schedules:		
Nonmajor Governmental Funds		
Combining Balance Sheet	B - 1	97
Combining Statement of Revenues, Expenditures, and Changes in Fund Balances	B - 2	98
Nonmajor Special Revenue Funds		99
Combining Balance Sheet	B - 3	104
Combining Statement of Revenues, Expenditures, and Changes in Fund Balances	B - 4	112
Nonmajor Debt Service Funds		120
Combining Balance Sheet	B - 5	121
Combining Statement of Revenues, Expenditures, and Changes in Fund Balances	B - 6	122
Nonmajor Capital Projects Funds		123
Combining Balance Sheet	B - 7	125
Combining Statement of Revenues, Expenditures, and Changes in Fund Balances	B - 8	127
Schedule of Compensation, Benefits, and Other Payments to Agency Head	B - 9	129
Schedule of Compensation Paid to Parish Council Members	B - 10	130
Justice System Funding Schedule – Receiving Entity	B - 11	131
Schedule of Program Revenues, Expenditures, and Changes in Fund Balance – Contracts and Grants Provided Through the Louisiana Governor's Office of Elderly Affairs (GOEA)	B - 12	132
Schedule of Program Expenditures – Budget vs. Actual – Contracts and Grants Provided Through the Louisiana Governor's Office of Elderly Affairs (GOEA)	B - 13	138

TABLE OF CONTENTS (CONCLUDED)

STATISTICAL SECTION	<u>TABLE</u>	<u>Page No.</u>
Net Position by Component	1	140
Changes in Net Position	2	142
General Government Tax Revenues by Source	3	144
Fund Balances of Governmental Funds	4	145
Changes in Fund Balances of Governmental Funds	5	147
Assessed Valuation of Taxable Property	6	149
Ad Valorem Tax Rates and Tax Levies Direct and Overlapping Governments	7	150
Principal Property Taxpayers	8	152
Ad Valorem Tax Levies and Collections	9	153
Ratios of Outstanding Debt by Type	10	154
Ratios of General Bonded Debt Outstanding	11	155
Direct and Overlapping Governmental Activities Debt	12	156
Legal Debt Margin Information	13	157
Demographic and Economic Statistics	14	158
Principal Employers	15	159
Employees by Function	16	160
Operating Indicators by Function	17	161
Capital Asset Statistics by Function	18	163
 SPECIAL REPORTS OF CERTIFIED PUBLIC ACCOUNTANTS AND OTHER SCHEDULES REQUIRED BY GOVERNMENT AUDITING STANDARDS AND UNIFORM GUIDANCE		
	<u>EXHIBIT</u>	<u>Page No.</u>
Independent Auditors' Report on Internal Control Over Financial Reporting and on Compliance and Other Matters Based on an Audit of Financial Statements Performed in Accordance with <i>Government Auditing Standards</i>		164
Independent Auditors' Report on Compliance for Each Major Program and on Internal Control Over Compliance Required by the Uniform Guidance		166
Schedule of Expenditures of Federal Awards	C - 1	168
Schedule of Findings and Questioned Costs		171
Summary Schedule of Prior Audit Findings		173
Management's Corrective Action Plan		174



INTRODUCTORY SECTION





St. James Parish Government

P. O. Box 106
Convent, Louisiana 70723-0106
(225) 562-2260
FAX (225) 562-2279
TDD: (225) 562-8500

Peter A. Dufresne
Parish President

The Honorable Parish President, Honorable Council Members, and
The Citizens of St. James Parish

State law requires that local governments in Louisiana publish audited financial statements within six months of the close of each fiscal year in conformity with generally accepted accounting principles and governmental accounting standards. Pursuant to these statutes, we hereby issue for your review the Annual Comprehensive Financial Report of St. James Parish, Louisiana for the year ended December 31, 2020.

This report has been combined and condensed wherever possible to provide meaningful and accurate financial data for all of the operations of St. James Parish (the Reporting Entity) for which the Parish Council members have been determined to be accountable. Responsibility for both the accuracy of the presented financial data and completeness and fairness of the presentations, including all disclosures, rests with the Parish's Administration. We believe the data, as presented, is accurate in all material respects and presented in a manner which fairly sets forth the financial position and results of operations of the Parish. Furthermore, we believe that all disclosures necessary to enable the reader to gain an understanding of the Parish's financial activities have been included.

The Parish's independent certified public accountants, Postlethwaite & Netterville, APAC ("P&N"), have examined the accompanying financial statements and issued an unmodified (or "clean") opinion on the financial statements for the year ended December 31, 2020 of St. James Parish, Louisiana. The independent auditor's report is located at the front of the financial section of this report.

The independent auditors also performed a "Single Audit" of 2020 federal grant awards for conformance with the provisions of the Single Audit Act and Title 2 U.S. *Code of Federal Regulations* Part 200, *Uniform Administrative Requirements, Cost Principles, and Audit Requirements for Federal Awards* (Uniform Guidance). The Single Audit and evaluation of the Parish's system of internal accounting controls are required by governmental auditing standards. Information related to this Single Audit is provided in an attached separate report.

Management's Discussion and Analysis ("MD&A") immediately follows the independent auditor's report and provides a narrative introduction, overview, and analysis to accompany the basic financial statements. The *MD&A* complements this letter and should be read in conjunction with it.

PROFILE OF THE PARISH OF ST. JAMES

St. James is one of Louisiana's 19 original parishes, created by act of the territorial legislature on March 31, 1807. The original seat of government was the community of St. James, on the west bank of the Mississippi [River](#), but this was moved in 1869 to what is now Convent, on the east bank.

St. James Parish is part of the Acadian Coast. While it is possible that some Acadians did arrive

Richard Webre
Director of
Operations

Felix Boughton
Director of
Finance

Ingrid Bergeron-LeBlanc
Director of
Human Resources

Eric Deroche
Director of
Emergency Preparedness

prior to 1755 or between 1755 and 1764, the first documented group of Acadians arrived in New Orleans in February 1764. The arrival was documented in a letter dated April 6, 1764, from Louisiana Governor D'Abbadie to his superior in France. They were settled along the Mississippi River in present-day St. James Parish.

As of 2019 St. James Parish's population was 21,096. The Parish is part of the New Orleans-Metairie, Louisiana Metropolitan Statistical Area, located between New Orleans and Baton Rouge, Louisiana on the Mississippi River.

St. James Parish is located roughly equidistant from Louisiana's state capitol Baton Rouge and the world-class tourism destination New Orleans. Bisected by the Mississippi River, the 242-square mile Parish is situated in the heart of the industrial corridor. Approximately 150 miles from the mouth of the Mississippi River and access to worldwide shipping commerce, St. James Parish's major economic activity has long centered on the chemical, petrochemical, and refining industries as well as agriculture. Sugarcane is the foremost agricultural product, and a major sugar refinery makes its home in St. James Parish. Crawfish farming and growing perique tobacco are two other agriculture industries that date back to the native Americans and the early Acadian settlers. Commercial sales of crawfish began in the late 1800s. Perique tobacco has been grown in St. James Parish for more than 250 years and is considered to be one of America's first exported crops. This tobacco can only be grown in St. James Parish. The Parish also boasts approximately 20 major industrial complexes that serve as the Parish's primary employers and generate significant property and sales and use taxes for the Parish.

Any profile of St. James Parish would not be complete without explaining the Bonfires on the Levee and the Christmas Eve tradition of their lighting. The tradition began when some Acadians (hence Cajuns) exiled from Nova Scotia and settled in St. James Parish as early as 1765. Originally, the custom was to build bonfires on the batture, the land area between the base of the levee and the water's edge, in celebration of New Year's Eve. Through the passage of time, the tradition moved to building the bonfires on top of the levee and lighting them on Christmas Eve. These bonfires light the way for "Papa Noel" (The Cajun version of Santa Claus) to navigate the Mississippi River. The tradition continues today and draws annual visitors from around the country.

REPORTING ENTITY AND ITS SERVICES

St. James Parish's system of government was established by its Home Rule Charter which became effective in 1979. The Parish operates under a President-Council form of government with seven Councilmembers and a Parish President who are each elected for four-year, concurrent terms.

The Parish President is the Chief Administrative Officer of the Parish. The current Parish President was inaugurated in January 2020 and will serve a four-year term. The Parish President is responsible to the Parish Council for carrying out policies adopted by the Council and is the supervisor of all Parish departments. The Parish President has the power to appoint and remove, subject to the provisions of the Charter, all administrative officers and employees responsible to the Parish President. The Parish President submits the Parish budget to the Council for approval at least sixty days before the end of the calendar year.

The Parish Council is the legislative body of the Parish and may adopt such ordinances and

resolutions as may be needed to function. The Council consists of seven Councilmembers. The Council elects a member to be designated as Council Chair. The present Council was inaugurated in January 2020 and will serve for four years.

Louisiana Revised Statute 33:1236 gives the Parish various powers in regulating and directing the affairs of the Parish and its citizens. The more notable of these are the power to make regulations for their own government, to regulate the construction and maintenance of roads, bridges, and drainage systems, to regulate the sale of alcoholic beverages, and to provide for the health and welfare of the poor, disadvantaged, and unemployed in the Parish. Funding to accomplish these services is provided by property taxes, sales taxes, service charges, licenses and permits, state revenue sharing, and various State and Federal grants.

There are two towns located within St. James Parish, Gramercy and Lutcher, with varying degrees of dependence upon the Parish. However, each town has its own independently elected officials, and the results of their operations are, therefore, not included in this report.

The St. James Parish financial reporting entity consists of (a) the primary government (the Parish), (b) organizations for which the primary government is financially accountable, and (c) other organizations for which the nature and significance of their relationship with the primary government are such that exclusion would cause the St. James Parish reporting entity's financial statements to be misleading or incomplete.

The Parish has determined that the following component unit, discretely presented, is part of the St. James Parish reporting entity:

<u>Component Unit</u>	<u>Fiscal Year End</u>
St. James Parish Hospital	March 31

Complete financial statements for the St. James Parish Hospital may be obtained from their administrative office at 1645 Lutcher Avenue, Lutcher, Louisiana 70071.

The Parish's financial statements do not include the component units that are multi-parish component units. The multi-parish component units include:

<u>Multi-Parish Component Unit</u>	<u>Fiscal Year End</u>	<u>Component Unit of</u>
District Attorney of the Twenty-Third Judicial District	December 31	Ascension Parish
Twenty-Third Judicial District Indigent Defender Board	December 31	Ascension Parish

Considered in the determinations of component units of the St. James Parish reporting entity were the St. James Parish School Board, St. James Parish Assessor, St. James Parish Sheriff, St. James Clerk of Court, and the various municipalities in the Parish. It was determined that these governmental entities are not component units of the St. James Parish reporting entity. All are governed by independently elected officials. The Parish oversight unit neither appoints their governing Boards nor designates management. Furthermore, the Parish has no ability to significantly influence operations nor does it have any accountability for fiscal matters of the entities. They are considered by the Parish to be separate autonomous governments and issue

financial statements separate from those of the St. James Parish reporting entity.

The Parish is responsible for appointing the members of the Boards of the St. James Housing Authority and St. James Parish Hospital. The Parish's accountability for the Housing Authority and Hospital does not extend beyond making the appointments. The St. James Housing Authority is a related organization to the Parish. St. James Parish Hospital is a component unit of the Parish.

YEAR IN REVIEW

In mid-March 2020, the world-wide pandemic associated with COVID-19 spread across the State of Louisiana, including St. James Parish. COVID-19 had a minimal impact on the operations of the Parish but had a significant impact on most businesses within the Parish. The stay-at-home and the closure of now essential businesses by Orders issued by Federal and State authorities had a negative impact on the economy of St. James Parish and its revenues. The first decline in sales tax revenue occurred with the Parish's April 2020 tax collections. With respect to 2020, actual sales taxes were nearly \$895,000 below the Parish's original budget and nearly \$1.4 million below its collections for 2019. Licenses and permits, fines and forfeits, and other revenue sources were also negatively impacted. Property taxes for 2020 were not affected by the pandemic. The Parish applied for Federal and State reimbursements for COVID-19 related expenses and received over \$430,000 in 2020 from Louisiana Department of Administration and other Federal sources.

Noted below are some of the Parish's major initiatives and accomplishments completed or ongoing during 2020:

- Molaison Sewerage Treatment system – installed the Parish's only sewerage treatment system in a low income/poverty area of the Parish
- Major drainage upgrades – improved drainage (canals/ditches) structures that dramatically improved Parish drainage from rain events
- Purchased a Multi-Purpose Recreational building for the east bank of the Parish
- Major upgrades to our natural gas delivery systems – improved natural gas delivery services to residents
- Improvements to recreation including new basketball courts, baseball fields, and other facility improvements

ACCOUNTING SYSTEM AND BUDGETARY CONTROLS

The Finance Department is responsible for providing all Parish financial services, including financial accounting and reporting, payroll and accounts payable disbursement functions, cash and investments management, grant management, debt management, budgeting, purchasing, and contract administration for Parish management. The Finance Department is also responsible for the establishment and maintenance of an internal control structure to provide reasonable, but not absolute, assurance regarding: 1) the safeguarding of Parish assets against loss from unauthorized use or disposition and 2) the reliability of financial records for preparing financial statements and maintaining accountability for assets.

All budget appropriations lapse at year-end, and any encumbrances outstanding at year-end are included in the next year's budget with funds appropriated in that year to finance them. The budget is prepared on a modified accrual basis. Formal budgetary accounts are integrated into the accounting system during the year as a management control device.

The Parish exercises budgetary control at the functional level. Within functions, the Director of Finance has the authority to make amendments as necessary. When actual revenues within a fund are failing to meet estimated annual budgeted revenues by five percent or more, and/or actual expenditures within a fund are exceeding estimated budgeted expenditures by five percent or more, a budget amendment to reflect such changes is adopted by the Parish in an open meeting. Budget amounts included in the financial statements include the original adopted budget amounts and the final amended budget. Further details on the budgetary process and controls are explained in the accompanying Notes to the Financial Statements.

TAX ABATEMENTS

St. James Parish is subject to certain property tax abatements granted by the Louisiana State Board of Commerce and Industry (the "State Board"), a state entity governed by board members representing major economic groups and gubernatorial appointees. Abatements to which the government may be subject include those issued for property taxes under the Industrial Tax Exemption Program ("ITEP") and the Restoration Tax Abatement Program ("RTAP"). In addition, St. James Parish has the authority to grant sales tax rebates to taxpayers pursuant to the Enterprise Zone Tax Rebate Program ("EZ"). For the year ending December 31, 2020, the government participated in the Industrial Tax Exemption Program and the Enterprise Zone Tax Rebate Program.

Taxes abated for the year ended December 31, 2020, amounted to over \$20 million for ITEP and nearly \$220,000 for EZ. Such rebates met or exceeded the program requirements. The Administration believes the economic impact, including new jobs and sales taxes generated by these projects, resulting from these tax abatements far exceed the amount of such abatements. If by chance, the company fails to expand facilities or otherwise fails to fulfill its commitments under the program agreement, St. James Parish may recapture all or a portion of any abated taxes.

PROSPECTS FOR THE FUTURE

Major Issues and Budget Outlook

As we move forward into 2021, addressing the continuing negative financial impact to St. James Parish as a result of COVID-19, the Parish expects certain primary revenue streams to continue to be negatively impacted, primarily Sales Taxes. The Parish's evaluation of the financial impact is on-going and the extent of the negative financial impact, if any, of COVID-19 on St. James Parish's financial performance in 2021 and beyond will depend on future developments which cannot be controlled by the Parish government, including the duration of COVID-19, related Federal and State health mandates, and any Federal and State funds available to offset any negative impact. As a result of the American Rescue Plan passed by Congress and signed by the President in March 2021, St. James Parish will receive up to \$4.09 million to help offset the negative financial impact of COVID-19.

As if the pandemic challenges weren't enough for St. James Parish's economy to deal with, Equilon Enterprises LLC announced in November 2020 that its Shell Convent oil refinery would be shut down and closed. Equilon's intent to sell the refinery had been public knowledge, but the closure announcement put approximately 700 refinery employees and 400 contract workers on notice that the refinery would close in the Spring of 2021.

In addition to the negative personal impact on the closed refinery employees and contract workers, the taxing agencies in St. James Parish were also put on notice that approximately 27% of the Parish-wide ad valorem taxable value is now at risk for 2022 and beyond as a result of the closure. The Parish's portion of such ad valorem tax loss is estimated to be \$6 million. Even if the refinery remains idle with no new buyer, the Parish assessor believes there will be some taxable value for the closed refinery.

The Parish also expects a loss of approximately \$1.5 million in sales and use tax in 2021 primarily as a result of the refinery being closed. This tax shortfall is being analyzed by the administration. The financial plan is to use a combination of surplus funds and reducing expenses by more efficiently utilizing in-house departments and restructuring the outsourcing of certain services. Further information on the effects of Equilon's refinery closure is contained in the accompanying *MD&A* of this report.

Not all news concerning St. James Parish industrial activity has been bad. A major methanol facility (YCI Methanol One, LLC) under construction with a cost of approximately \$2.2 billion is nearing completion, and a Formosa Plastics affiliate has announced plans for the construction of a \$9.4 billion chemical facility. The Formosa Plastics project has been delayed by COVID-19 related construction delays and by appeals of the permitting process and various court orders issued at the behest of certain environmental protection groups.

The Gas & Water Distribution System has been losing money on water sales and needing improvements to the water delivery infrastructure. The Council addressed this issue by raising water rates effective January 2022 and linking future increases to the consumer price index (CPI). Additionally, the Parish has received \$2,048,825 in funding as a result of the American Rescue Plan Act of 2021. These funds will be spent on water delivery system upgrades.

Notwithstanding the possible future negative financial impacts as discussed above, strong and conservative fiscal policies and adequate fund balances continue to position St. James Parish well to be able to continue to lead the Parish with a strong and substantial commitment to protect our citizen's safety and to continue on-going initiatives including fund balance reserve maintenance, possible bond refinancing savings, major infrastructure programs, and continued economic growth in the Parish.

Future projects on the horizon for 2021 and beyond

St. James Parish is looking to the future to improve its infrastructure with the following projects:

- Upgrading/Improving its water delivery systems - this will reduce the risk of water shortages during emergencies
- Continue improving drainage systems by following a comprehensive drainage maintenance program
- Building a multipurpose recreation building on the west bank of the parish
- Planning, and developing, with the Army Corp of Engineers and the Pontchartrain Levee District, a comprehensive back water plan for the east and west banks to protect from storm surge waters.
- To upgrade fire protection, the Parish is considering employing paid part-time firemen and eventually creating a full-time paid fire department.

St. James Parish Government's overreaching goal and vision is to put the public first by striving

to provide the highest level of service across all aspects of our government. St. James Parish provides services, leadership, and vision to improve the quality of life in St. James Parish through well-planned economic development.

It is an honor and distinct privilege to serve the citizens of St. James Parish, and we recognize that the respect of the public can never be anticipated if not first earned. In conclusion, St. James Parish remains strong financially, our bond ratings have remained stable, and our fund balances are healthy. We are poised to continue to be the economic engine for the entire region.

Respectfully submitted,



Felix K. Boughton
Director of Finance

ST. JAMES PARISH, LOUISIANA
PRINCIPAL ELECTED OFFICIALS
December 31, 2020

PARISH PRESIDENT

Peter A. Dufresne

PARISH COUNCIL MEMBERS

Chairman, Alvin J. St. Pierre, Jr. - District 1

Vice Chairwoman, Vondra Dee Etienne-Steib - District 6

Jason P. Amato - District 2

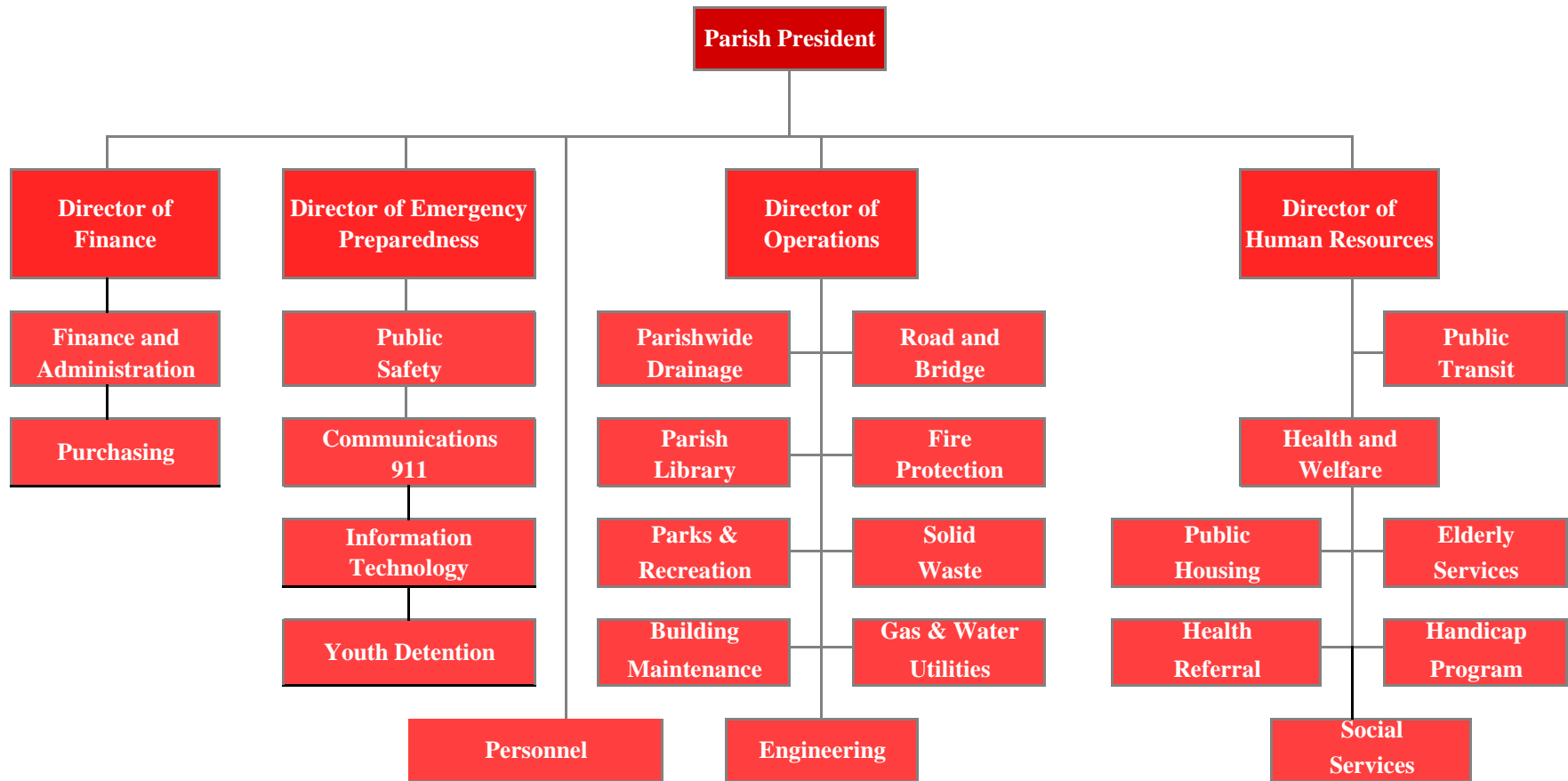
Bradley Ryan Louque - District 3

Mason Bland - District 4

Clyde M. Cooper, Sr. - District 5

Donald Nash - District 7

Parish of St. James
Organization Structure





FINANCIAL SECTION



Independent Auditors' Report

To the President and Members
St. James Parish Council
Convent, Louisiana

Report on the Financial Statements

We have audited the accompanying financial statements of the governmental activities, the business-type activities, the aggregate discretely presented component unit, each major fund, and the aggregate remaining fund information of St. James Parish, State of Louisiana, as of and for the year ended December 31, 2020, and the related notes to the financial statements, which collectively comprise St. James Parish's basic financial statements as listed in the table of contents.

Management's Responsibility for the Financial Statements

Management is responsible for the preparation and fair presentation of these financial statements in accordance with accounting principles generally accepted in the United States of America; this includes the design, implementation, and maintenance of internal control relevant to the preparation and fair presentation of financial statements that are free from material misstatement, whether due to fraud or error.

Auditors' Responsibility

Our responsibility is to express opinions on these financial statements based on our audit. We did not audit the financial statements of St. James Parish Hospital, which represents 100 percent of the assets, net position, and revenues of the discretely presented component unit. Those statements were audited by other auditors whose report has been furnished to us, and our opinion, insofar as it relates to the amounts included for St. James Parish Hospital, is based solely on the report of the other auditors. We conducted our audit in accordance with auditing standards generally accepted in the United States of America and the standards applicable to financial audits contained in *Government Auditing Standards*, issued by the Comptroller General of the United States. Those standards require that we plan and perform the audit to obtain reasonable assurance about whether the financial statements are free from material misstatement.

An audit involves performing procedures to obtain audit evidence about the amounts and disclosures in the financial statements. The procedures selected depend on the auditors' judgment, including the assessment of the risks of material misstatement of the financial statements, whether due to fraud or error. In making those risk assessments, the auditor considers internal control relevant to the entity's preparation and fair presentation of the financial statements in order to design audit procedures that are appropriate in the circumstances, but not for the purpose of expressing an opinion on the effectiveness of the entity's internal control. Accordingly, we express no such opinion. An audit also includes evaluating the appropriateness of accounting policies used and the reasonableness of significant accounting estimates made by management, as well as evaluating the overall presentation of the financial statements.

We believe that the audit evidence we have obtained is sufficient and appropriate to provide a basis for our audit opinions.

Opinions

In our opinion, based on our audit and the report of other auditors, the financial statements referred to above present fairly, in all material respects, the respective financial position of the governmental activities, the business-type activities, the aggregate discretely presented component unit, each major fund, and the aggregate remaining fund information of St. James Parish, State of Louisiana, as of December 31, 2020, and the respective changes in financial position, and, where applicable, cash flows thereof for the year then ended in accordance with accounting principles generally accepted in the United States of America.

Other Matters

Required Supplementary Information

Accounting principles generally accepted in the United States of America require that the management's discussion and analysis on pages 13 through 22, the budgetary comparison information on pages 87 through 90, the Schedule of Changes in Total Other Postemployment Benefits Liability and Related Ratios on page 91, the Schedule of Proportionate Share of the Net Pension Liability for the Retirement Systems on page 92, the Schedule of Contributions to Each Retirement System Defined Benefit Cost Sharing Plans Only on page 93, and the Notes to Required Supplementary Information on pages 94 through 96 be presented to supplement the basic financial statements. Such information, although not a part of the basic financial statements, is required by the Governmental Accounting Standards Board, who considers it to be an essential part of financial reporting for placing the basic financial statements in an appropriate operational, economic, or historical context. We and other auditors have applied certain limited procedures to the required supplementary information in accordance with auditing standards generally accepted in the United States of America, which consisted of inquiries of management about the methods of preparing the information and comparing the information for consistency with management's responses to our inquiries, the basic financial statements, and other knowledge we obtained during our audit of the basic financial statements. We do not express an opinion or provide any assurance on the information because the limited procedures do not provide us with sufficient evidence to express an opinion or provide any assurance.

Other Information

Our audit was conducted for the purpose of forming opinions on the financial statements that collectively comprise St. James Parish's basic financial statements. The introductory section, combining and individual nonmajor fund financial statements, the schedule of compensation, benefits, and other payments to agency head, the schedule of compensation paid to parish council members, the justice system funding schedule – receiving entity, the schedule of program revenues, expenditures and changes in fund balance – contracts and grants provided through the Louisiana Governor's Office of Elderly Affairs (GOEA), the schedule of program expenditures – budget vs. actual – contracts and grants provided through the Louisiana Governor's Office of Elderly Affairs (GOEA), and the statistical section are presented for purposes of additional analysis and are not a required part of the basic financial statements. The schedule of expenditures of federal awards is presented for purposes of additional analysis as required by Title 2 U.S. *Code of Federal Regulations* (CFR) Part 200, *Uniform Administrative Requirements, Costs Principles, and Audit Requirements for Federal Awards*, and is also not a required part of the basic financial statements of St. James Parish, State of Louisiana.

The combining and individual nonmajor fund financial statements, the schedule of compensation, benefits, and other payments to agency head, the schedule of compensation paid to parish council members, the justice system funding schedule – receiving entity, the schedule of program revenues, expenditures and changes in fund balance – contracts and grants provided through the Louisiana Governor's Office of Elderly Affairs (GOEA), the schedule of program expenditures – budget vs. actual – contracts and grants provided through the Louisiana Governor's Office of Elderly Affairs (GOEA), and the schedule of expenditures of federal awards are the responsibility of management and were derived from and relate directly to the underlying accounting and other records used to prepare the basic financial statements. Such information has been subjected to the auditing procedures applied in the audit of the basic financial statements and certain additional procedures, including comparing and reconciling such information directly to the underlying accounting and other records used to prepare the basic financial statements or to the basic financial statements themselves, and other additional procedures in accordance with auditing standards generally accepted in the United States of America. In our opinion, based on our audit, the procedures performed as described above, the combining and individual nonmajor fund financial statements, the schedule of compensation, benefits and other payments to agency head, the schedule of compensation paid to parish council members, the justice system funding schedule – receiving entity, the schedule of program revenues, expenditures and changes in fund balance – contracts and grants provided through the Louisiana Governor's Office of Elderly Affairs (GOEA), the schedule of program expenditures – budget vs. actual – contracts and grants provided through the Louisiana Governor's Office of Elderly Affairs (GOEA), and the schedule of expenditures of federal awards are fairly stated in all material respects, in relation to the basic financial statements as a whole.

The introductory section and statistical section have not been subjected to the auditing procedures applied in the audit of the basic financial statements and, accordingly, we do not express an opinion or provide any assurance on them.



Other Reporting Required by *Government Auditing Standards*

In accordance with *Government Auditing Standards*, we have also issued our report dated June 25, 2021, on our consideration of St. James Parish, State of Louisiana's internal control over financial reporting and on our tests of its compliance with certain provisions of laws, regulations, contracts, and grant agreements and other matters. The purpose of that report is solely to describe the scope of our testing of internal control over financial reporting and compliance and the results of that testing, and not to provide an opinion on the effectiveness of St. James Parish, State of Louisiana's internal control over financial reporting or on compliance. That report is an integral part of an audit performed in accordance with *Government Auditing Standards* in considering St. James Parish, State of Louisiana's internal control over financial reporting and compliance.

Postlethwaite & Netterville

Donaldsonville, Louisiana
June 25, 2021

St. James Parish
Convent, Louisiana
Management's Discussion and Analysis

As financial management of St. James Parish primary government (Parish), we offer readers of the Parish's financial statements this narrative overview and analysis of the financial activities of the Parish government for the fiscal year ended December 31, 2020.

Financial Highlights

- ◆ The Parish's assets and deferred outflows of resources exceeded its liabilities and deferred inflows of resources at the close of 2020 by over \$171.4 million (net position). Of this amount, \$74.6 million is invested in capital assets including infrastructure. Infrastructure assets are only of value to the Parish and cannot be sold. A total of \$79.2 million is considered restricted while \$17.6 million is considered unrestricted and may be used to meet the government's ongoing needs. In total, the Net Position of the Parish increased \$6.8 million from 2019.
- ◆ At December 31, 2020, the Parish's governmental fund statements reported combined ending fund balances of over \$96.7 million, an increase of \$5.7 million. The majority of this increase is due to a conservative budgetary policy which ensures adequate resources are maintained.
- ◆ The General Fund, the Parish's primary operating fund, reported a total ending fund balance of nearly \$16.3 million, an increase in total fund balance from the last fiscal year of \$1.6 million.
- ◆ At December 31, 2020, Unassigned fund balance for the General fund was \$7.2 million while the other categories of Non-spendable and Restricted held balances of approximately \$22,000, and \$9 million, respectively, providing an overall 11% increase from the prior year 2019 ending fund balance.
- ◆ Total capital assets decreased from the prior year by nearly \$850,000 as a result of depreciation totaling approximately \$5 million and the current year additions of capital assets totaled approximately \$4.2 million to offset this decrease.
- ◆ Total debt decreased from the prior year by nearly \$5.8 million mostly due to the decrease in pension liability.

Overview of the Financial Statements

This discussion and analysis is intended to serve as an introduction to the Parish's basic financial statements. The Parish's basic financial statements are comprised of three components: 1) government-wide financial statements, 2) fund financial statements, and 3) notes to the financial statements. There is additional supplementary information following the financial statements that may be of interest to the reader.

Government-wide financial statements

Government-wide financial statements are designed to provide the reader with a broad overview of the Parish's financial position, in a manner similar to a private-sector business. They include a **Statement of Net Position** and a **Statement of Activities**. These statements appear on pages 23 to 25 of this report.

The **Statement of Net Position** presents the Parish's assets and deferred outflows less its liabilities and deferred inflows at year end. The difference between these assets and deferred outflows and liabilities and deferred inflows is reported as net position. Changes in net position over time may serve as a useful indicator of whether the financial position of the Parish is improving or deteriorating.

The **Statement of Activities** presents information showing how the Parish's net position changed during the fiscal year. All changes in net position are reported as soon as the underlying event giving rise to the change occurs, regardless of the timing of related cash flows. Thus, revenues and expenses are reported in this statement for some items that will only result in cash flows in future fiscal periods (for example, accounts payable and earned but unused vacation leave).

Both statements attempt to distinguish functions of the Parish that are principally supported by taxes and intergovernmental revenues (governmental activities) from other functions that are intended to recover all or a significant portion of their costs through user fees and charges (business-type activities). Governmental activities include general government, public safety, highways and streets, sanitation, public housing, public transportation, health and welfare, culture and recreation, and economic development expenditures. Business-type activities include the gas and water distribution system.

St. James Parish
Convent, Louisiana
Management's Discussion and Analysis

The government-wide financial statements include not only the Parish itself (*primary government*), but also separate legal governmental entities (*component units*) to which the Parish may be obligated to provide financial assistance. Component units are presented as separate columns in fund financial statements. The component unit agencies issue separate, independently audited financial statements. Financial statements for each of the individual component units may be obtained at the component unit's administrative offices.

Fund financial statements

A fund is a grouping of related accounts that is used to maintain control over resources that have been segregated for specific activities or objectives. The Parish, like other state and local governments, uses fund accounting to ensure and demonstrate compliance with finance-related legal requirements. All of the Parish's funds can be divided into two categories: governmental funds and proprietary funds.

Governmental funds. Governmental funds are used to account for essentially the same functions reported as governmental activities in the government-wide financial statements. Unlike the government-wide financial statements, however, governmental fund financial statements focus on near-term inflows and outflows of spendable resources as well as on balances of spendable resources available at the end of the fiscal year. Such information may be useful in evaluating the Parish's near-term financing requirements.

Because the focus of governmental funds is narrower than that of the government-wide financial statements, it is useful to compare the information presented for governmental funds with similar information presented for governmental activities in the government-wide financial statements. By doing so, readers may better understand the long-term impact of the government's near-term financing decisions. Both the governmental funds' balance sheet and the governmental funds' statement of revenues, expenditures, and changes in fund balances provide a reconciliation to facilitate this comparison between governmental funds and governmental activities.

The Parish maintains 60 individual governmental funds. Information is presented separately in the governmental funds balance sheet and in the governmental funds' statement of revenues, expenditures, and changes in fund balances for the General Fund, the Courthouse, Jail, and Public Buildings Maintenance Fund, and the Parishwide Drainage Maintenance Fund, all of which are considered to be major funds. Data from the other 57 governmental funds are combined into a single, aggregated presentation. Individual fund data for each of these nonmajor governmental funds is provided in the form of combining statements as supplementary information.

The basic governmental fund financial statements can be found on pages 26 to 31 of this report.

Proprietary funds. The Parish maintains and presents two types of proprietary funds: enterprise and internal service, which can be found on pages 32 to 35 of this report.

Enterprise funds are used to report the same functions presented as business-type activities in the government-wide financial statements. The Parish has one enterprise fund, the St. James Parish Gas & Water Distribution System Fund, which accounts for expenses to distribute natural gas & water.

Internal service funds are an accounting tool used to accumulate and allocate costs internally among various functions. The Parish uses an internal service fund to account for its self-insured health insurance program. Because this service predominately benefits governmental rather than business-type functions, it has been included within governmental activities in the government-wide financial statements.

Proprietary funds provide the same type of information as the government-wide financial statements, only in more detail. The St. James Parish Gas & Water Distribution System Fund is considered to be a major fund of the Parish.

Notes to financial statements. The notes provide additional information that is essential to a full understanding of the information provided in the government-wide and fund financial statements. The notes to the financial statements can be found on pages 38 to 86 of this report.

Other information. The combining statements referred to earlier in connection with nonmajor governmental funds are presented as supplementary information. Combining fund statements and schedules can be found on pages 97 to 128 of this report.

St. James Parish
Convent, Louisiana
Management's Discussion and Analysis

Government-wide Financial Analysis

As noted earlier, net position may serve over time as a useful indicator of the Parish's financial position. In the case of the Parish, governmental activities' assets and deferred outflows exceeded liabilities and deferred inflows by \$143,664,983 at December 31, 2020.

The following table reflects the condensed Statement of Net Position for 2020 and 2019:

St. James Parish Condensed Statement of Net Position December 31, 2020 and 2019						
	Governmental Activities		Business-Type Activities		Total	
	2020	2019	2020	2019	2020	2019
Current and other						
assets	\$ 106,123,964	\$ 98,328,615	\$16,268,642	\$ 15,966,006	\$ 122,392,606	\$114,294,621
Capital assets	63,575,330	63,693,392	13,846,550	14,571,303	77,421,880	78,264,695
Total assets	169,699,294	162,022,007	30,115,192	30,537,309	199,814,486	192,559,316
Deferred outflows of						
resources	3,768,281	6,505,642	590,155	1,116,481	4,358,436	7,622,123
Long term liabilities						
outstanding	21,632,377	26,803,924	1,366,591	2,489,746	22,998,968	29,293,670
Other liabilities	5,088,436	4,239,748	813,831	891,600	5,902,267	5,131,348
Total liabilities	26,720,813	31,043,672	2,180,422	3,381,346	28,901,235	34,425,018
Deferred inflows of						
resources	3,081,779	1,004,173	788,025	171,715	3,869,804	1,175,888
Net position:						
Net investment in						
capital assets	60,772,724	60,284,841	13,846,550	14,571,303	74,619,274	74,856,144
Restricted	79,199,812	74,097,334	-	-	79,199,812	74,097,334
Unrestricted	3,692,447	2,097,629	13,890,350	13,529,426	17,582,797	15,627,055
Total net position	\$ 143,664,983	\$ 136,479,804	\$ 27,736,900	\$ 28,100,729	\$ 171,401,883	\$164,580,533

Approximately 43.5% (\$74,619,274) of the Parish's total net position as of December 31, 2020, reflects the Parish's investment in capital assets (land, buildings, infrastructure, machinery and equipment) less any related outstanding debt used to acquire those assets. The Parish uses these capital assets to provide services to citizens; consequently, these assets are not available for future spending. Another 46.2% (\$79,199,812) of the total net position is subject to external restrictions on how these assets may be used, such as property tax approved by the electorate for specific purposes. The remaining total net position of \$17,582,797 is referred to as unrestricted.

St. James Parish
Convent, Louisiana
Management's Discussion and Analysis

Governmental activities

Governmental activities account for 83.8% of the Parish's net position. One of the major components of general revenue collected by governmental activities is property taxes, which represents 56.3% of the Parish's total governmental revenue. In 2020, property taxes were assessed at a millage rate of 37 mills. Property tax revenue increased \$514,988 to \$21,331,603, a 2.5% increase from the previous year.

Other variances in governmental activities include:

- ◆ Sales and use tax collections decreased by \$1.2 million, or a 14.3% decrease.
- ◆ A decrease in general governmental expenses by \$745 thousand, or 9.6%, from 2019.
- ◆ An increase in public safety expenses by over \$1 million, or 17.3%, is mostly due to increases in expenditures relating to the interior drainage project and continued re-dredging of major canals throughout the Parish.

St. James Parish
Convent, Louisiana
Management's Discussion and Analysis

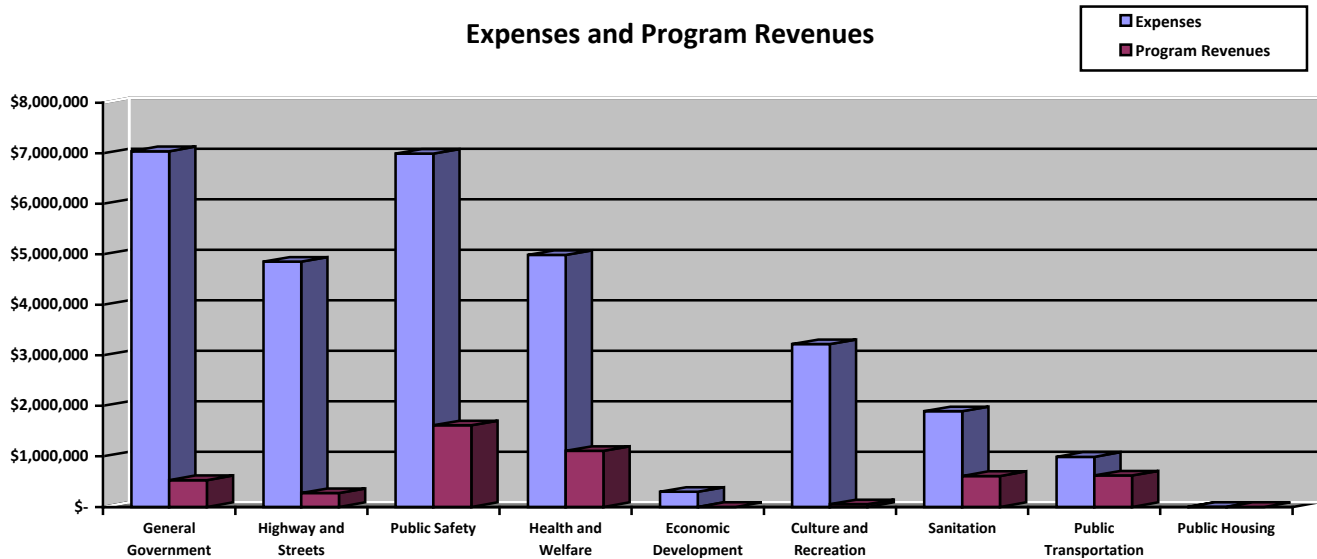
The following is a summary of activity for 2020 and 2019:

	Governmental Activities		Business-type Activities		Total	
	2020	2019	2020	2019	2020	2019
Revenues:						
Program revenues:						
Charges for services	\$ 936,387	\$ 972,127	\$ 4,528,644	\$ 4,868,291	\$ 5,465,031	\$ 5,840,418
Operating grants and contributions	2,840,726	2,851,589	80,665	84,267	2,921,391	2,935,856
Capital grants and contributions	1,033,253	1,562,433	-	-	1,033,253	1,562,433
General revenues:						
Property taxes	21,331,603	20,816,615	-	-	21,331,603	20,816,615
Sales and use taxes	7,157,568	8,351,852	-	-	7,157,568	8,351,852
Other taxes	608,502	550,679	-	-	608,502	550,679
Licenses and permits	951,972	929,585	-	-	951,972	929,585
Fines and forfeits	110,233	137,857	-	-	110,233	137,857
Unrestricted grants and contributions	1,338,968	746,581	-	-	1,338,968	746,581
Other general revenues	1,551,773	2,785,977	103,983	311,282	1,655,756	3,097,259
Total revenues	37,860,985	39,705,295	4,713,292	5,263,840	42,574,277	44,969,135
Expenses:						
General government	7,040,729	7,785,677	-	-	7,040,729	7,785,677
Public safety	6,994,265	5,963,865	-	-	6,994,265	5,963,865
Highways and streets	4,854,856	4,751,210	-	-	4,854,856	4,751,210
Sanitation	1,892,196	1,821,725	-	-	1,892,196	1,821,725
Public housing	560	1,669	-	-	560	1,669
Public transportation	990,825	1,251,134	-	-	990,825	1,251,134
Health and welfare	4,985,232	5,413,297	-	-	4,985,232	5,413,297
Culture and recreation	3,221,320	3,381,256	-	-	3,221,320	3,381,256
Economic development	300,963	542,190	-	-	300,963	542,190
Interest on long-term debt	390,776	181,411	-	-	390,776	181,411
Gas and water	-	-	5,081,205	5,183,022	5,081,205	5,183,022
Total expenses	30,671,722	31,093,434	5,081,205	5,183,022	35,752,927	36,276,456
Increase in net position before transfers	7,189,263	8,611,861	(367,913)	80,818	6,821,350	8,692,679
Transfers	(4,084)	(17,830)	4,084	17,830	-	-
Increase in net position	7,185,179	8,594,031	(363,829)	98,648	6,821,350	8,692,679
Beginning net position	136,479,804	127,885,773	28,100,729	28,002,081	164,580,533	155,887,854
Ending net position	\$ 143,664,983	\$ 136,479,804	\$ 27,736,900	\$ 28,100,729	\$171,401,883	\$164,580,533

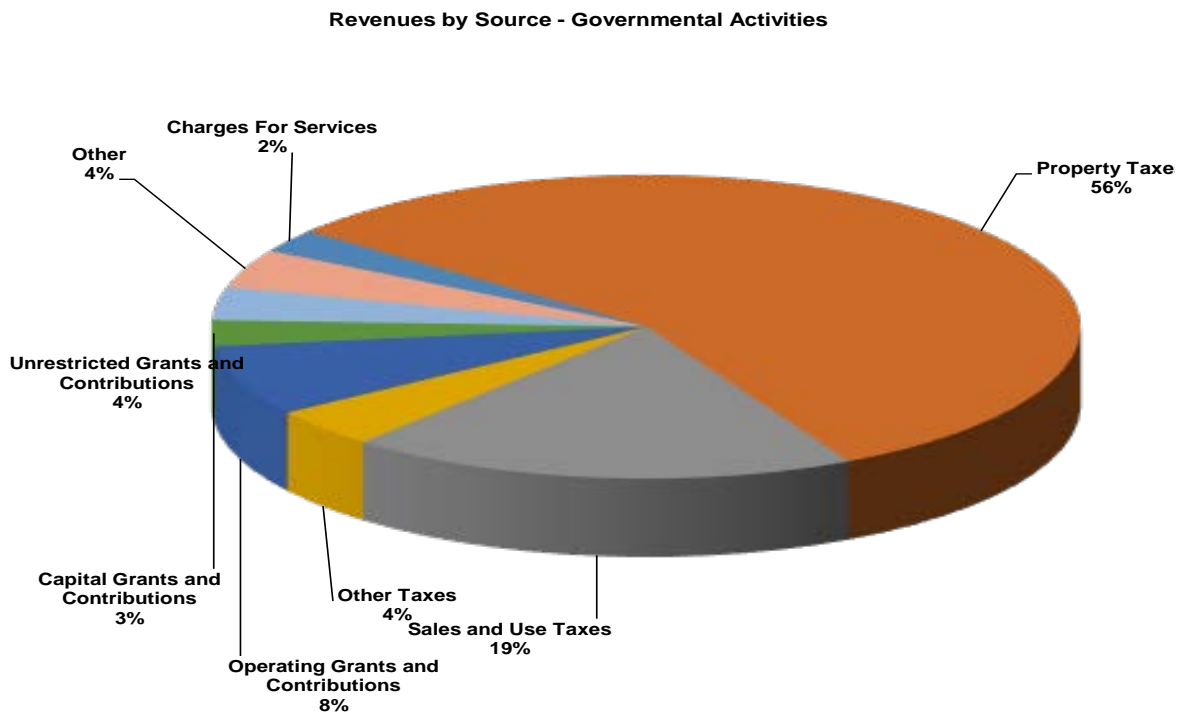
The following graph is a comparison of program revenues and program expenses for all governmental activities. This chart is intended to give the reader an idea of the degree to which governmental activities are self-supporting:

St. James Parish
Convent, Louisiana
Management's Discussion and Analysis

The following graph is a comparison of program revenues and program expenses for all governmental activities. This chart is intended to give the reader an idea of the degree to which governmental activities are self-supporting:



The following pie chart illustrates the composition of governmental activities revenue and its percentage in relation to total government revenues:



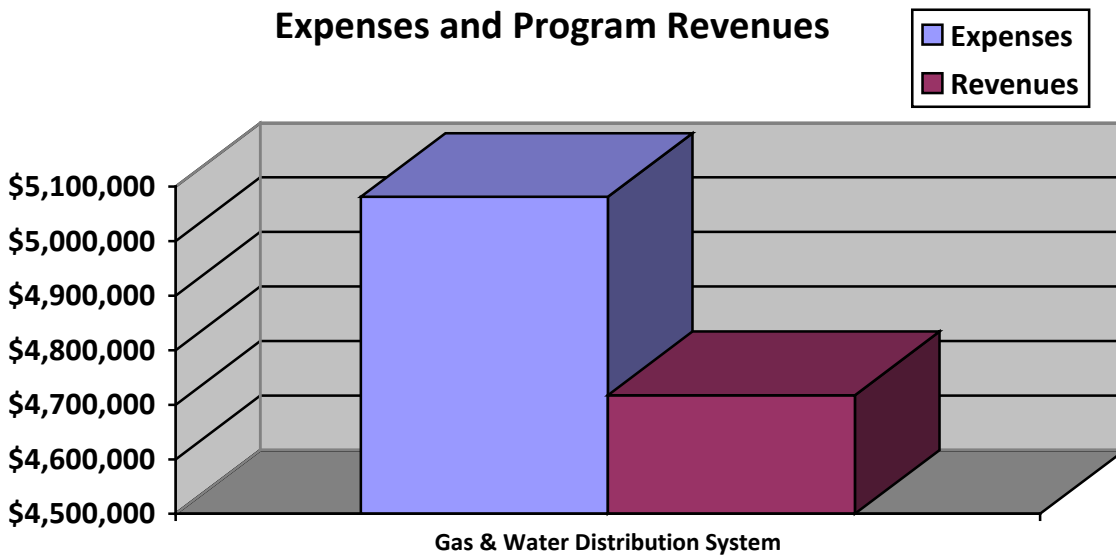
St. James Parish
Convent, Louisiana
Management's Discussion and Analysis

Business-type activities

The Parish has one business-type activity, the St. James Parish Gas & Water Distribution System. The Gas & Water Distribution System's principal activities are the providing of gas and water services to the citizens and businesses of the Parish.

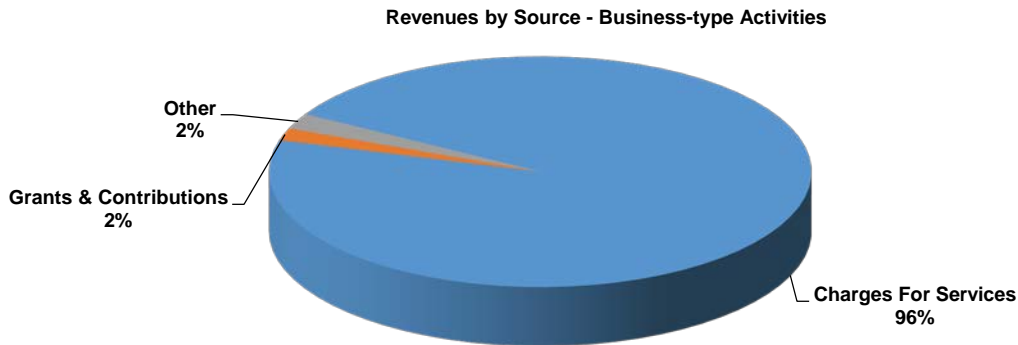
The St. James Parish Gas & Water Distribution System's net position at December 31, 2020, was \$27,736,900 compared to the net position in 2019 of \$28,100,729. The System's net position decreased \$363,829 in 2020, as compared to \$98,648 increase in 2019.

The following graph is a comparison of program revenues and program expenses for business-type activities.



St. James Parish
Convent, Louisiana
Management's Discussion and Analysis

The following pie chart illustrates the composition of business-type activities revenue and its percentage in relation to total business-type revenues:



Financial Analysis of the Parish's Funds

As noted earlier, the Parish uses fund accounting to ensure and demonstrate compliance with finance-related legal requirements.

Governmental Funds: The focus of governmental funds is to provide information on near-term inflows, outflows, and balances of spendable resources. Such information is useful in assessing the Parish's financing requirements. In particular, unreserved fund balance may serve as a useful measure of a government's net resources available for spending at the end of the fiscal year.

The combined ending fund balance for all governmental funds at December 31, 2020, was \$96,726,730. Of this amount, \$7,166,425 was included in unassigned fund balance, \$67,908 in assigned fund balance, \$792,446 was included in committed fund balance, \$88,631,842 was included in restricted fund balance, and the remaining \$68,109 was in nonspendable fund balance. The combined ending fund balance at the end of the year increased \$5,719,936 from \$91,006,794 at the end of the prior year.

The General Fund is the chief operating fund of the Parish and is considered a major fund under criteria set forth by GASB Statement No. 34. At the end of the current fiscal year, the General Fund's total fund balance was \$16,271,532 with an unassigned fund balance of \$7,210,317. Fund balance increased \$1,615,322 in 2020.

The Parish has two other governmental funds that are considered major funds. Those funds include the Courthouse, Jail, and Public Buildings Maintenance Fund and the Parishwide Drainage Maintenance Fund. A brief discussion of these funds follows:

Courthouse, Jail, and Public Buildings Maintenance Fund: This fund manages the general operating and maintenance cost of public buildings owned by the Parish. Revenue is received from property taxes and the rental fees for parish owned public buildings. The Courthouse, Jail, and Public Buildings Maintenance Fund has a restricted fund balance of \$12,822,571 for 2020.

Parishwide Drainage Maintenance Fund: This fund accounts for the operation and maintenance of all Parish drainage projects. The Parishwide Drainage Maintenance Fund has a restricted fund balance of \$7,055,922 as of December 31, 2020.

St. James Parish
Convent, Louisiana
Management's Discussion and Analysis

General Fund Budgetary Highlights

Differences between the original budget and the final amended budget were \$1,012,415 (increase in revenues over expenditures including transfers) and can be briefly summarized as follows:

- ◆ Decrease in budgeted revenues by approximately \$485,000 was primarily due to a decrease in budgeted sales and use taxes of \$200,000, a decrease in licenses and permits of \$47,500, a decrease in intergovernmental revenues of \$240,000, and a decrease in interest of \$63,000.
- ◆ Decrease in budgeted expenditures by approximately \$843,000, primarily due to a decrease in budgeted general government expenditures of \$200,000, decrease in budgeted public safety of \$113,000, decrease in budgeted health and welfare of \$208,000, decrease in budgeted economic development of \$191,000, and a decrease in capital outlay of \$132,000.
- ◆ Operating transfers out decreased by approximately \$655,000.

Capital Asset and Debt Administration

Capital assets. The Parish's investment in capital assets for its governmental and business-type activities as of December 31, 2020, amounts to \$77,421,880 (net of accumulated depreciation). This investment in capital assets includes land, buildings and system improvements, machinery and equipment, roads, and drainage systems. The total decrease in capital assets for the current fiscal year was \$842,815 which includes a \$118,000 decrease for governmental activities (0.1%) and a \$725,000 decrease for business-type activities (4.9%). The major additions to the Parish's capital assets were the purchases of three excavators (\$556,208), several additional vehicles and machines (\$1,259,219) a custom pumper truck (\$557,302), the East Bank Multi-purpose Facility (\$656,488), and additions to active construction projects such as Moliason Sewer Project (\$389,976), and District 2 Park Renovations (\$576,821).

Depreciation expense for the year ended December 31, 2020 totaled \$4,818,289. Governmental activities had \$3,909,262 in depreciation expense and business-type activities' depreciation expense was \$909,027.

A summary of the Parish's capital assets (net of depreciation) follows:

	St. James Parish Capital Assets (Net of Depreciation)					
	Governmental Activities		Business-type Activities		Total	
	2020	2019	2020	2019	2020	2019
Land	\$ 26,497,987	\$ 26,484,632	\$ 60,000	\$ 60,000	\$ 26,557,987	\$ 26,544,632
Buildings	18,385,320	18,426,416	-	-	18,385,320	18,426,416
System improvements	-	-	13,559,971	12,242,579	13,559,971	12,242,579
Improvements other than buildings	4,137,917	4,293,483	-	-	4,137,917	4,293,483
Machinery and equipment	6,944,737	6,010,701	226,579	173,336	7,171,316	6,184,037
Library collection	38,900	54,926	-	-	38,900	54,926
Infrastructure	2,925,748	4,411,493	-	-	2,925,748	4,411,493
Construction in progress	4,644,721	4,011,741	-	2,095,388	4,644,721	6,107,129
Total	<u>\$ 63,575,330</u>	<u>\$ 63,693,392</u>	<u>\$ 13,846,550</u>	<u>\$ 14,571,303</u>	<u>\$ 77,421,880</u>	<u>\$ 78,264,695</u>

St. James Parish
Convent, Louisiana
Management's Discussion and Analysis

Long-term debt

At the end of the current fiscal year, the Parish had long term liabilities outstanding of \$22,998,968. Of this amount, \$2,005,000 is general obligation bonds secured by property taxes. The outstanding debt also includes \$620,000 of limited tax bonds secured by a 4.95 mill ad valorem tax for Road and Bridge Maintenance and \$7,755,000 GOMESA revenue bonds secured and solely paid with GOMESA revenues. A summary of the Parish's outstanding long-term obligations follows:

	Governmental Activities		Business-type Activities		Total	
	2020	2019	2020	2019	2020	2019
General obligation bonds	\$ 2,005,000	\$ 2,375,000	\$ -	\$ -	\$ 2,005,000	\$ 2,375,000
Certificates of indebtedness	-	235,000	-	-	-	235,000
Limited tax bonds	620,000	700,000	-	-	620,000	700,000
GOMESA revenue bonds	7,755,000	8,000,000	-	-	7,755,000	8,000,000
Capital lease obligation	-	98,551	-	-	-	98,551
Total OPEB liability	10,206,020	9,590,681	1,206,080	1,459,063	11,412,100	11,049,744
Net Pension liability	146,267	5,018,301	9,305	881,291	155,572	5,899,592
Compensated absences	900,090	786,391	151,206	149,392	1,051,296	935,783
Total	<u>\$21,632,377</u>	<u>\$26,803,924</u>	<u>\$ 1,366,591</u>	<u>\$ 2,489,746</u>	<u>\$22,998,968</u>	<u>\$29,293,670</u>

Additional information on the Parish's long-term debt can be found on pages 58 to 61 of the Notes to the Financial Statements.

Economic Factors and Next Year's Budget

The following factors were considered in preparing the Parish's budget for 2021:

- Revenues, not including operating transfers, are expected to be \$41,132,800, a decrease of \$2,715,415 from 2020 revenues.
- Expenditures, not including operating transfers, are expected to be \$61,524,383, an increase of 32.8% over 2020 revised expenditures. Capital expenditures are budgeted at \$9,156,900.
- Property tax revenues are expected to be \$17,589,000.
- Sales tax revenues are budgeted at \$7,326,400.
- Total revenues are forecasted to be \$52,274,400, which includes \$41,132,800 of operating revenue and \$11,141,600 of interfund transfers. Operating revenues are anticipated to be 6.2% less than expected revenues for 2020.

Due to the potential closure of the Shell Convent refinery without a buyer, the Parish is anticipating a possible \$6 million decline in ad valorem tax collections beginning in 2022, as well as an estimated \$1.2 million decline in sales tax collections in 2021.

Requests for Information

This financial report is designed to provide a general overview of the finances of the Parish for all those with an interest in the government's finances. Questions concerning any of the information provided in this report or requests for additional financial information should be addressed to the Department of Finance, P.O. Box 106, Convent, Louisiana, 70723.

St. James Parish
Convent, Louisiana
Statement of Net Position
December 31, 2020

	Primary Government			Component Unit
	Governmental Activities	Business-Type Activities	Total	St. James Parish Hospital
ASSETS				
Cash and cash equivalents	\$ 17,554,379	\$ 1,299,538	\$ 18,853,917	\$ 16,804,244
Investments	69,295,665	13,309,216	82,604,881	-
Receivables (net of allowance for uncollectibles)	17,716,247	815,927	18,532,174	2,279,878
Estimated third-party payor settlements	-	-	-	3,525,113
Internal balances	33,495	(33,495)	-	-
Inventories	1,447	287,758	289,205	543,914
Prepaid items	233,707	17,971	251,678	-
Restricted and internally designated assets:				
Cash and cash equivalents	1,269,418	71,701	1,341,119	-
Investments	19,606	500,026	519,632	-
Held by trustee for debt service	-	-	-	1,786,578
Internally designated for capital acquisition	-	-	-	11,757,755
Non-depreciable capital assets	31,142,708	60,000	31,202,708	-
Capital assets (net of accumulated depreciation)	32,432,622	13,786,550	46,219,172	18,219,068
Net pension asset	-	-	-	619,701
Other assets	-	-	-	329,722
Total assets	<u>169,699,294</u>	<u>30,115,192</u>	<u>199,814,486</u>	<u>55,865,973</u>
DEFERRED OUTFLOWS OF RESOURCES				
Deferred outflows related to other postemployment benefits	1,990,163	294,623	2,284,786	-
Deferred outflows related to net pension liability	1,712,666	295,532	2,008,198	555,167
Deferred outflows on debt refundings	65,452	-	65,452	719,100
Total deferred outflows of resources	<u>3,768,281</u>	<u>590,155</u>	<u>4,358,436</u>	<u>1,274,267</u>
LIABILITIES				
Accounts payable	3,755,898	174,634	3,930,532	994,172
Accrued salaries and benefits	982,416	74,884	1,057,300	1,541,531
Accrued expenses	299,664	-	299,664	-
Other liabilities	50,458	-	50,458	-
Liabilities payable from restricted assets	-	564,313	564,313	-
Long-term liabilities:				
Due within one year (bonds, notes payable, and compensated absences)	1,059,597	58,395	1,117,992	598,437
Due in more than one year (bonds, notes payable, and compensated absences)	10,220,493	92,811	10,313,304	10,885,691
Due within one year (total other postemployment benefits payable)	100,000	15,000	115,000	-
Due in more than one year (total other postemployment benefits payable)	10,106,020	1,191,080	11,297,100	-
Net pension liability	146,267	9,305	155,572	-
Total liabilities	<u>26,720,813</u>	<u>2,180,422</u>	<u>28,901,235</u>	<u>14,019,831</u>
DEFERRED INFLOWS OF RESOURCES				
Deferred inflows related to other postemployment liability	618,017	354,163	972,180	-
Deferred inflows related to net pension liability	2,463,762	433,862	2,897,624	1,576,354
Total deferred inflows of resources	<u>3,081,779</u>	<u>788,025</u>	<u>3,869,804</u>	<u>1,576,354</u>
NET POSITION				
Net investment in capital assets, net of related debt	60,772,724	13,846,550	74,619,274	6,734,940
Restricted	79,199,812	-	79,199,812	2,406,279
Unrestricted	3,692,447	13,890,350	17,582,797	32,402,836
Total net position	<u>\$ 143,664,983</u>	<u>\$ 27,736,900</u>	<u>\$ 171,401,883</u>	<u>\$ 41,544,055</u>

The notes to the financial statements are an integral part of this statement.

EXHIBIT A - 1



St. James Parish
Convent, Louisiana
Statement of Activities
For the Year Ended December 31, 2020

Functions/Programs	Expenses	Program Revenues		
		Charges for Services	Operating Grants and Contributions	Capital Grants and Contributions
Primary government:				
Governmental activities:				
General government	\$ 7,040,729	\$ -	\$ 461,245	\$ 68,258
Public safety	6,994,265	330,248	318,678	964,995
Highways and streets	4,854,856	-	272,565	-
Sanitation	1,892,196	576,246	37,460	-
Public housing	560	-	-	-
Public transportation	990,825	13,165	608,199	-
Health and welfare	4,985,232	-	1,107,588	-
Culture and recreation	3,221,320	16,728	34,991	-
Economic development	300,963	-	-	-
Interest on long-term debt	390,776	-	-	-
Total governmental activities	<u>30,671,722</u>	<u>936,387</u>	<u>2,840,726</u>	<u>1,033,253</u>
Business-type activities:				
Gas	1,477,595	1,647,778	-	-
Water	3,580,831	2,847,784	80,665	-
Sewer	22,779	33,082	-	-
Total business-type activities	<u>5,081,205</u>	<u>4,528,644</u>	<u>80,665</u>	<u>-</u>
Total primary government	<u>\$ 35,752,927</u>	<u>\$ 5,465,031</u>	<u>\$ 2,921,391</u>	<u>\$ 1,033,253</u>
Component unit:				
St. James Parish Hospital	\$ 27,098,350	\$ 27,881,770	\$ 61,996	\$ -
Total component units	<u>\$ 27,098,350</u>	<u>\$ 27,881,770</u>	<u>\$ 61,996</u>	<u>\$ -</u>

General Revenues

Taxes:

Property taxes

Voluntary payments in lieu of taxes

Sales and use taxes

Alcoholic beverages

Licenses and permits

Fines and forfeits

Unrestricted grants and contributions

Investment earnings

Other revenue

Loss on disposal of fixed assets

Transfers

Total general revenues and special items

Change in net position

Net position - beginning of year

Net position - end of year

The notes to the financial statements are an integral part of this financial statement.

Net (Expense) Revenue and Changes in Net Position			
Primary Government			Component Unit
Governmental Activities	Business-Type Activities	Total	St. James Parish Hospital
\$ (6,511,226)	\$ -	\$ (6,511,226)	
(5,380,344)	-	(5,380,344)	
(4,582,291)	-	(4,582,291)	
(1,278,490)	-	(1,278,490)	
(560)	-	(560)	
(369,461)	-	(369,461)	
(3,877,644)	-	(3,877,644)	
(3,169,601)	-	(3,169,601)	
(300,963)	-	(300,963)	
(390,776)	-	(390,776)	
<u>(25,861,356)</u>	<u>-</u>	<u>(25,861,356)</u>	
-	170,183	170,183	
-	(652,382)	(652,382)	
-	10,303	10,303	
<u>-</u>	<u>(471,896)</u>	<u>(471,896)</u>	
			\$ 845,416
			<u>845,416</u>
21,331,603	-	21,331,603	3,150,218
587,826	-	587,826	-
7,157,568	-	7,157,568	-
20,676	-	20,676	-
951,972	-	951,972	-
110,233	-	110,233	-
1,338,968	-	1,338,968	-
557,051	103,983	661,034	567,184
1,408,590	-	1,408,590	-
(413,868)	-	(413,868)	-
(4,084)	4,084	-	-
<u>33,046,535</u>	<u>108,067</u>	<u>33,154,602</u>	<u>3,717,402</u>
7,185,179	(363,829)	6,821,350	4,562,818
136,479,804	28,100,729	164,580,533	36,981,237
<u>\$ 143,664,983</u>	<u>\$ 27,736,900</u>	<u>\$ 171,401,883</u>	<u>\$ 41,544,055</u>

St. James Parish
Convent, Louisiana
Governmental Funds
Balance Sheet
December 31, 2020

	General Fund	Courthouse, Jail, and Public Buildings Maintenance Fund	Parishwide Drainage Maintenance
Assets			
Cash and cash equivalents	\$ 1,981,343	\$ 419,059	\$ 215,999
Investments	11,091,673	10,281,648	5,782,228
Receivables	4,189,337	2,320,496	1,701,834
Due from other funds	282,266	9,214	33,190
Prepaid items	20,743	-	-
Inventories	1,447	-	-
Restricted cash	1,269,418	-	-
Restricted investments	5,746	-	-
Total assets	<u>\$ 18,841,973</u>	<u>\$ 13,030,417</u>	<u>\$ 7,733,251</u>
Liabilities and fund balance			
Liabilities:			
Accounts payable	\$ 1,678,421	\$ 157,721	\$ 642,412
Accrued salaries and benefits	684,391	37,979	34,718
Due to other funds	207,629	12,146	199
Other liabilities	-	-	-
Total liabilities	<u>2,570,441</u>	<u>207,846</u>	<u>677,329</u>
Fund balance:			
Nonspendable	22,190	-	-
Restricted	9,039,025	12,822,571	7,055,922
Committed	-	-	-
Assigned	-	-	-
Unassigned	7,210,317	-	-
Total fund balance	<u>16,271,532</u>	<u>12,822,571</u>	<u>7,055,922</u>
Total liabilities and fund balance	<u>\$ 18,841,973</u>	<u>\$ 13,030,417</u>	<u>\$ 7,733,251</u>

The notes to the financial statements are an integral part of this financial statement.

Nonmajor Governmental Funds	Total Governmental Funds
\$ 14,233,473	\$ 16,849,874
38,649,414	65,804,963
9,256,181	17,467,848
536,679	861,349
45,919	66,662
-	1,447
-	1,269,418
13,860	19,606
<u>\$ 62,735,526</u>	<u>\$ 102,341,167</u>

\$ 1,277,267	\$ 3,755,821
223,216	980,304
607,880	827,854
50,458	50,458
<u>2,158,821</u>	<u>5,614,437</u>

45,919	68,109
59,714,324	88,631,842
792,446	792,446
67,908	67,908
(43,892)	7,166,425
<u>60,576,705</u>	<u>96,726,730</u>
<u>\$ 62,735,526</u>	<u>\$ 102,341,167</u>

St. James Parish
Convent, Louisiana
Reconciliation of the Balance Sheet of
Governmental Funds to the Statement of Net Position
December 31, 2020

Total fund balance at December 31, 2020 - governmental funds	\$ 96,726,730
--	---------------

Amounts reported for governmental activities in the statement of net position are different because:

Certain long-term assets and deferred outflows of resources are not reported in the fund financial statements because they are not available to pay current-period expenditures, but they are reported as assets and deferred outflows of resources in the statement of net position.

Ad valorem taxes receivable	229,642	
Prepaid assets	167,045	
Deferred loss on debt refunding	65,452	
Deferred outflows related to other postemployment benefits	1,990,163	
Deferred outflows related to net pension liability	1,712,666	4,164,968

Capital assets are not reported in fund financial statements because they are not current financial resources, but they are reported in the statement of net position.

Cost of capital assets at December 31, 2020	150,493,392	
Less: accumulated depreciation as of December 31, 2020	(86,918,062)	63,575,330

Certain long-term liabilities and deferred inflows of resources are not reported as fund liabilities because they are not due and payable in the current period, but they are presented as liabilities and deferred inflows of resources in the statement of net position.

Accrued interest payable	(49,664)	
Bonds payable	(2,005,000)	
Certificates of indebtedness	-	
Limited tax bonds	(620,000)	
Revenue bond	(7,755,000)	
Capital leases	-	
Total other postemployment benefits liability	(10,206,020)	
Net pension liability	(146,267)	
Deferred inflows related to other postemployment benefits	(618,017)	
Deferred inflows related to pension liability	(2,463,762)	
Compensated absences	(900,090)	(24,763,820)

Assets and liabilities of the Internal Service Fund related to governmental programs are not reported in the governmental fund financial statements because they are presented on a different accounting basis, but they are presented as assets and liabilities in the statement of net position.

		3,961,775
Total net position at December 31, 2020 - governmental activities		\$ 143,664,983

The notes to the financial statements are an integral part of this financial statement.

EXHIBIT A - 4



St. James Parish
Convent, Louisiana
Statement of Revenues, Expenditures, and Changes in Fund Balances
Governmental Funds
For the Year Ended December 31, 2020

	General Fund	Courthouse, Jail, and Public Buildings Maintenance Fund	Parishwide Drainage Maintenance
Revenues:			
Taxes:			
Property	\$ 4,777,958	\$ 3,326,552	\$ 2,009,227
Voluntary payments in lieu of taxes	587,826	-	-
Sales and use	1,789,392	-	-
Alcoholic beverages (beer)	20,676	-	-
Licenses and permits	951,972	-	-
Intergovernmental:			
Federal	158,645	-	35,480
State	514,298	13,779	772,055
Local	165,205	294	101,915
Fines and forfeits	-	-	-
Charges for services	-	-	-
Interest	87,509	82,220	52,857
In-kind contributions	-	-	-
Other	904,108	429	-
Total revenues	<u>9,957,589</u>	<u>3,423,274</u>	<u>2,971,534</u>
Expenditures:			
Current:			
General government	4,467,956	1,935,293	-
Public safety	706,488	128,830	2,660,560
Highway and streets	-	-	-
Sanitation	-	-	-
Public housing	560	-	-
Public transportation	-	-	-
Health and welfare	1,723,764	-	-
Culture and recreation	-	-	-
Economic development	287,662	-	-
In-kind expenses	-	-	-
Debt service:			
Principal	-	-	-
Interest and other costs	-	-	-
Capital outlay	68,126	211,876	890,024
Total expenditures	<u>7,254,556</u>	<u>2,275,999</u>	<u>3,550,584</u>
Excess of revenues over expenditures before other financing sources	<u>2,703,033</u>	<u>1,147,275</u>	<u>(579,050)</u>
Other financing sources (uses):			
Operating transfers in	-	-	-
Operating transfers out	(1,087,711)	-	-
Total other financing sources (uses)	<u>(1,087,711)</u>	<u>-</u>	<u>-</u>
Net change in fund balance	1,615,322	1,147,275	(579,050)
Fund balance, beginning of year	<u>14,656,210</u>	<u>11,675,296</u>	<u>7,634,972</u>
Fund balance, end of year	<u>\$ 16,271,532</u>	<u>\$ 12,822,571</u>	<u>\$ 7,055,922</u>

The notes to the financial statements are an integral part of this financial statement.

Nonmajor Governmental Funds	Total Governmental Funds
\$ 11,080,640	\$ 21,194,377
-	587,826
5,368,176	7,157,568
-	20,676
-	951,972
2,786,980	2,981,105
585,086	1,885,218
79,212	346,626
110,233	110,233
936,387	936,387
315,289	537,875
28,839	28,839
372,503	1,277,040
<u>21,663,345</u>	<u>38,015,742</u>
1,018,043	7,421,292
2,359,281	5,855,159
2,989,022	2,989,022
1,819,034	1,819,034
-	560
868,957	868,957
2,986,473	4,710,237
2,664,033	2,664,033
-	287,662
28,839	28,839
1,028,550	1,028,550
413,308	413,308
3,035,043	4,205,069
<u>19,210,583</u>	<u>32,291,722</u>
<u>2,452,762</u>	<u>5,724,020</u>
7,195,228	7,195,228
(6,111,601)	(7,199,312)
<u>1,083,627</u>	<u>(4,084)</u>
3,536,389	5,719,936
57,040,316	91,006,794
<u>\$ 60,576,705</u>	<u>\$ 96,726,730</u>

St. James Parish
Convent, Louisiana
Reconciliation of the Statement of Revenues,
Expenditures, and Changes in Fund Balances of Governmental Funds
to the Statement of Activities
For the Year Ended December 31, 2020

Total net change in fund balance - governmental funds (pages 29 & 30)		\$ 5,719,936
Governmental funds report capital outlays as expenditures. However, in the statement of activities, the cost of those assets is allocated over their estimated useful lives and reported as depreciation expense.		
Capital outlay capitalized	4,205,068	
Depreciation expense for the year ended December 31, 2020	<u>(3,909,262)</u>	295,806
Gains and losses from sale of capital assets are not presented in the fund financial statements because they do not provide or use current financial resources, but they are presented in the statement of activities.		
		(413,868)
Revenues in the statement of activities that do not provide current financial resources are not reported as revenue in the funds, but rather deferred to subsequent fiscal years.		
Change in ad valorem taxes collected after 60 days	137,226	
Nonemployer contributions to pension plans	<u>102,709</u>	239,935
Governmental funds report principal repayments on debt obligations as an expenditure. However, the repayment of principal has no effect on the net position.		
Principal payments on long-term liabilities		1,028,551
Generally expenditures recognized in the fund financial statements are limited to only those that use current financial resources but expenses and liabilities are reported in the statement of activities when they are incurred.		
Accrued compensated absences	(113,699)	
Accrued interest expense on bonds	22,532	
Prepaid insurance	18,193	
Other postemployment benefits	(525,492)	
Pension expense	<u>(119,125)</u>	(717,591)
Activities of internal service fund is reported as net revenue in the governmental activities.		
		<u>1,032,410</u>
Change in net position of governmental activities (pages 24 & 25)		<u><u>\$ 7,185,179</u></u>

The notes to the financial statements are an integral part of this financial statement.

EXHIBIT A - 6

St. James Parish
Convent, Louisiana
Proprietary Funds
Statement of Net Position
December 31, 2020

	Business-type Activities	Governmental Activities
	Enterprise Fund	
	St. James Parish Gas & Water Distribution System	Internal Service Fund
Assets		
Current assets:		
Cash and cash equivalents	\$ 1,299,538	\$ 704,505
Investments	13,309,216	3,490,702
Receivables (net of allowance for uncollectibles)	815,927	18,757
Due from other funds	8,319	-
Inventories	287,758	-
Prepaid items	17,971	-
Total current assets	<u>15,738,729</u>	<u>4,213,964</u>
Noncurrent assets:		
Restricted assets:		
Cash and cash equivalents	71,701	-
Investments	500,026	-
Total restricted assets	<u>571,727</u>	<u>-</u>
Non-depreciable capital assets	60,000	-
Depreciable capital assets, net	13,786,550	-
Total capital assets, net	<u>13,846,550</u>	<u>-</u>
Total noncurrent assets	<u>14,418,277</u>	<u>-</u>
Total assets	<u>30,157,006</u>	<u>4,213,964</u>
Deferred outflows of resources		
Deferred outflows related to postemployment benefits	294,623	-
Deferred outflows related to net pension liability	295,532	-
Total deferred outflows of resources	<u>590,155</u>	<u>-</u>
Liabilities		
Current liabilities (payable from current assets):		
Accounts payable	174,634	77
Accrued salaries and benefits	74,884	2,112
Liability for claims	-	250,000
Due to other funds	41,814	-
Compensated absences	58,395	-
Total other postemployment benefits liability	15,000	-
Total current liabilities (payable from current assets)	<u>364,727</u>	<u>252,189</u>
Current liabilities (payable from restricted assets)	<u>564,313</u>	<u>-</u>
Noncurrent liabilities:		
Compensated absences	92,811	-
Net pension liability	9,305	-
Total other postemployment benefits liability	1,191,080	-
Total noncurrent liabilities	<u>1,293,196</u>	<u>-</u>
Total liabilities	<u>2,222,236</u>	<u>252,189</u>
Deferred inflows of resources		
Deferred inflows related to postemployment benefits	354,163	-
Deferred inflows related to net pension liability	433,862	-
Total deferred inflows of resources	<u>788,025</u>	<u>-</u>
Net position		
Net investment in capital assets	13,846,550	-
Unrestricted	13,890,350	3,961,775
Total net position	<u>\$ 27,736,900</u>	<u>\$ 3,961,775</u>

The notes to the financial statements are an integral part of this financial statement.

St. James Parish
Convent, Louisiana
Proprietary Funds
Statement of Revenues, Expenses, and Changes in Net Position
For the Year Ended December 31, 2020

	Business-type Activities	Governmental Activities
	Enterprise Fund	
	St. James Gas & Water Distribution System	Internal Service Fund
Operating revenues:		
Charges for sales and services	\$ 4,408,891	\$ 3,560,099
Other	119,753	-
Total operating revenues	<u>4,528,644</u>	<u>3,560,099</u>
Operating expenses:		
Cost of sales and services	1,558,734	-
Payrolls	1,377,778	48,943
General and administrative	1,235,666	2,497,922
Depreciation and amortization	909,027	-
Total operating expenses	<u>5,081,205</u>	<u>2,546,865</u>
Operating income (loss)	<u>(552,561)</u>	<u>1,013,234</u>
Nonoperating revenues (expenses):		
Interest income	103,983	19,176
Intergovernmental:		
Federal	26,788	-
State	46,011	-
Local	7,866	-
Total nonoperating revenues	<u>184,648</u>	<u>19,176</u>
Income (loss) before transfers	(367,913)	1,032,410
Operating transfers in	<u>4,084</u>	<u>-</u>
Change in net position	(363,829)	1,032,410
Net position, beginning of year	28,100,729	2,929,365
Net position, end of year	<u><u>\$ 27,736,900</u></u>	<u><u>\$ 3,961,775</u></u>

The notes to the financial statements are an integral part of this financial statement.

St. James Parish
Convent, Louisiana
Proprietary Funds
Statement of Cash Flows
For the Year Ended December 31, 2020

	Business-type Activities	Governmental Activities
	<u>Enterprise Fund</u>	
	St. James Gas & Water Distribution System	Internal Service Fund
Cash flows from operating activities:		
Receipts from customers and users	\$ 4,413,635	\$ 3,565,135
Receipts from interfund services provided	532,676	-
Payments to suppliers	(2,874,059)	(2,518,896)
Payments to employees	(1,359,169)	-
Payments for interfund services used	(532,304)	-
Net cash provided by operating activities	<u>180,779</u>	<u>1,046,239</u>
Cash flows from noncapital financing activities:		
Subsidy from grants	133,959	-
Advances from other funds	4,084	-
Net cash provided by noncapital financing activities	<u>138,043</u>	<u>-</u>
Cash flows from capital and related financing activities:		
Acquisition and construction of capital assets	(184,273)	-
Net cash used in capital and related financing activities	<u>(184,273)</u>	<u>-</u>
Cash flows from investing activities:		
Purchase of investments	(355,902)	(969,176)
Interest received	106,157	19,176
Net cash used in investing activities	<u>(249,745)</u>	<u>(950,000)</u>
Net increase in cash and cash equivalents	(115,196)	96,239
Cash and cash equivalents, beginning of year	1,486,435	608,266
Cash and cash equivalents, end of year	<u><u>\$ 1,371,239</u></u>	<u><u>\$ 704,505</u></u>

The notes to the financial statements are an integral part of this financial statement.

St. James Parish
Convent, Louisiana
Proprietary Funds
Statement of Cash Flows
For the Year Ended December 31, 2020

	Business-type Activities	Governmental Activities
	<u>Enterprise Fund</u>	
	St. James Gas & Water Distribution System	Internal Service Fund
Reconciliation of operating income to net cash provided by operating activities:		
Operating income (loss)	\$ (552,561)	\$ 1,013,234
Adjustments to reconcile operating income (loss) to net cash provided by (used in) operating activities:		
Depreciation and amortization	909,027	-
Provision for uncollectible accounts	20,001	-
Changes in assets and liabilities:		
Accounts receivable	(133,631)	5,036
Inventory	(730)	-
Prepaid expenses and other assets	(222)	73,178
Deferred outflows of resources	526,326	-
Accounts payable	(113,838)	(5,349)
Claims liability	-	(40,000)
Due to (from) other funds	(2,817)	-
Accrued expenses	20,423	140
Other postemployment benefit liability	(252,983)	-
Deferred inflows of resources	616,310	-
Net pension liability	(871,986)	-
Customers' deposits	17,460	-
Net cash provided by operating activities	<u>\$ 180,779</u>	<u>\$ 1,046,239</u>
Cash and cash equivalents for cash flow statement include:		
Cash and cash equivalents	\$ 1,299,538	\$ 704,505
Restricted assets:		
Cash and cash equivalents	71,701	-
Total cash and cash equivalents	<u>\$ 1,371,239</u>	<u>\$ 704,505</u>
Noncash investing, capital, and financing activities:		
Increase in fair value of investments	<u>\$ 13,371</u>	<u>\$ -</u>

St. James Parish
Convent, Louisiana
Discretely Presented Component Unit
Statement of Net Position
December 31, 2020

	Proprietary Fund Type
	St. James Parish Hospital
Assets	
Current assets:	
Cash and cash equivalents	\$ 16,804,244
Receivables (net of allowance for uncollectibles)	2,279,878
Estimated third-party payor settlements	3,525,113
Inventories	543,914
Other current assets	329,722
Total current assets	<u>23,482,871</u>
Noncurrent assets:	
Restricted assets:	
Held by trustee for debt service	1,786,578
Internally designated for capital acquisition	11,757,755
Total restricted assets	<u>13,544,333</u>
Capital assets, net	18,219,068
Net pension asset	619,701
Total noncurrent assets	<u>32,383,102</u>
Total assets	<u>55,865,973</u>
Deferred outflows of resources	
Deferred outflows related to net pension liability	555,167
Deferred outflows on debt refundings	719,100
Total deferred outflows of resources	<u>1,274,267</u>
Liabilities	
Current liabilities (payable from current assets):	
Accounts payable	994,172
Accrued salaries and benefits	1,541,531
Current maturities of long term-debt	598,437
Total current liabilities (payable from current assets)	<u>3,134,140</u>
Current liabilities (payable from restricted assets)	<u>-</u>
Noncurrent liabilities:	
Bonds payable	10,885,691
Total noncurrent liabilities	<u>10,885,691</u>
Total liabilities	<u>14,019,831</u>
Deferred inflows of resources	
Deferred inflows related to postemployment benefits	-
Deferred inflows related to net pension liability	1,576,354
Total deferred inflows of resources	<u>1,576,354</u>
Net position	
Net investment in capital assets	6,734,940
Restricted	2,406,279
Unrestricted	32,402,836
Total net position	<u>\$ 41,544,055</u>

The notes to the financial statements are an integral part of this financial statement.

St. James Parish
Convent, Louisiana
Discretely Presented Component Unit
Statement of Revenues, Expenses, and Changes in Net Position
For the Year Ended December 31, 2020

	<u>Proprietary Fund Type</u>
	St. James Parish Hospital
Operating revenues:	
Charges for sales and services	\$ 24,451,580
Other	3,430,190
Total operating revenues	<u>27,881,770</u>
Operating expenses:	
Cost of sales and services	6,850,498
Payrolls	15,636,391
General and administrative	2,690,461
Depreciation and amortization	1,409,064
Total operating expenses	<u>26,586,414</u>
Operating income	<u>1,295,356</u>
Nonoperating revenues (expenses):	
Property taxes	3,150,218
Interest income	567,184
Interest expense	(511,936)
Operating grants and contributions	61,996
Total nonoperating revenues	<u>3,267,462</u>
Change in net position	4,562,818
Net position, beginning of year	36,981,237
Net position, end of year	<u>\$ 41,544,055</u>

The notes to the financial statements are an integral part of this financial statement.

INTRODUCTION

St. James Parish (the Parish) is a political subdivision of the State of Louisiana. The Parish is governed by seven council members (the Parish Council) representing the various districts within the Parish. The Parish President, elected by the voters of the Parish, is the chief executive officer of the Parish and is responsible for carrying out the policies adopted by the Parish Council and for administration of all Parish departments, offices, and agencies. The current Parish President and seven council members serve four-year terms, which expire on January 8, 2024.

Louisiana Revised Statute 33:1236 gives the Parish various powers in regulating and directing the affairs of the Parish and its inhabitants. The more notable of these are the power to make regulations for their own government, to regulate the construction and maintenance of roads, bridges, and drainage systems, to regulate the sale of alcoholic beverages, and to provide for the health and welfare of the poor, disadvantaged, and unemployed in the Parish. Funding to accomplish these tasks is provided by property taxes, sales taxes, service charges, beer and alcoholic beverage permits, state revenue sharing, and various other state and federal grants.

To fulfill its responsibilities to the poor, disadvantaged, and unemployed in the Parish, the Parish may provide for specialized health service programs, emergency food and medical assistance, family planning assistance, recreation and service centers for the elderly, consumer education, agricultural assistance, and economic development activities. To provide funding for these activities, the Parish, in addition to local funding sources, performs the functions of a community action agency under the terms and provisions of the United States Economic Opportunity Act of 1964.

I. SUMMARY OF SIGNIFICANT ACCOUNTING POLICIES

A. BASIS OF PRESENTATION

The accompanying financial statements of the Parish have been prepared in conformity with generally accepted accounting principles (GAAP) in the United States of America as applied to governmental units. The Governmental Accounting Standards Board (GASB) is the accepted standard-setting body for establishing governmental accounting and financial reporting principles.

B. REPORTING ENTITY

The financial reporting entity consists of (a) the primary government (the Parish), (b) organizations for which the primary government is financially accountable, and (c) other organizations for which the nature and significance of their relationship with the primary government are such that exclusion would cause the reporting entity's financial statements to be misleading or incomplete.

Governmental Accounting Standards Board (GASB) Statement No. 61, Section 2100, *Defining the Financial Reporting Entity*, establishes criteria for determining which component units should be considered part of the Parish for financial reporting purposes. The basic criterion for including a potential component unit within the reporting entity is financial accountability. The GASB has set forth criteria to be considered in determining financial accountability. The criteria include:

1. Appointing a voting majority of an organization's governing body and,
 - a. The ability of the Parish to impose its will on that organization and/or
 - b. The potential for the organization to provide specific financial benefits to or impose specific financial burdens on the Parish.

St. James Parish
Convent, Louisiana
Notes to the Financial Statements (Continued)
December 31, 2020

I. SUMMARY OF SIGNIFICANT ACCOUNTING POLICIES (Continued)

B. REPORTING ENTITY (Continued)

2. Organizations for which the Parish does not appoint a voting majority but which are fiscally dependent on the Parish.
3. Organizations for which the reporting entity financial statements would be misleading if data of the organization is not included because of the nature or significance of the relationship.

Based on the previous criteria, the Parish has determined that the following component unit is part of the reporting entity:

Component Unit	Fiscal Year End	Criteria Used	Type of Presentation
St. James Parish Hospital	March 31	1,3	Discrete

The Parish appoints the board members of the Hospital and can remove them at will. While the Hospital is responsible for obtaining voter approval for the levy of taxes or debt issuance, all related Louisiana State Bond Commission approvals must be obtained through the Parish, which creates fiscal dependence. For these reasons, the Parish has the ability to impose its will on the Hospital, hence the Hospital has a financial benefit from the Parish since these approvals must first be obtained through the Parish. Complete financial statements for the St. James Parish Hospital may be obtained at the component unit's administrative office at 1645 Lutchter Avenue, Lutchter, Louisiana, 70071.

The Parish's financial statements do not include the component units that are multi-parish component units. The multi-parish component units include:

Multi-Parish Component Unit	Fiscal Year End	Component Unit of
District Attorney of the Twenty-third Judicial District	December 31	Ascension Parish
Twenty-third Judicial District Indigent Defender Board	December 31	Ascension Parish

Considered in the determinations of component units of the reporting entity were the St. James Parish School Board, St. James Parish Assessor, St. James Parish Sheriff, St. James Clerk of Court, and the various municipalities in the Parish. It was determined that these governmental entities are not component units of the St. James Parish reporting entity. All are governed by independently elected officials. The Parish oversight unit neither appoints governing Boards nor designates management. Furthermore, the Parish has no ability to significantly influence operations nor does it have any accountability for fiscal matters of the entities. They are considered by the Parish to be separate autonomous governments and issue financial statements separate from those of the St. James Parish reporting entity.

The Parish is responsible for appointing the members of the board of the St. James Housing Authority. The Parish's accountability for the Housing Authority does not extend beyond making the appointments. It was determined that the St. James Housing Authority is a related organization to the Parish.

I. SUMMARY OF SIGNIFICANT ACCOUNTING POLICIES (Continued)

C. BASIS OF PRESENTATION

Government-Wide Financial Statements

The government-wide financial statements (i.e., the statement of net position and the statement of activities) report information on all of the nonfiduciary activities of the Parish and its component units. For the most part, the effect of interfund activity has been removed from these statements. *Governmental activities*, which normally are supported by taxes and intergovernmental revenues, are reported separately from *business-type activities*, which rely to a significant extent on fees and charges for support. Likewise, the Parish is reported separately from certain legally separate *component units* for which the Parish is financially accountable.

These financial statements are presented in accordance with GASB Statement No. 34, *Basic Financial Statements, Management's Discussion and Analysis, for State and Local Governments*. Statement No. 34 established standards for financial reporting, with presentation requirements originally including a statement of net assets (or balance sheet), a statement of activities, and a statement of cash flows. The definition and composition of these statements, as originally defined in GASB Statement No. 34, are as amended by GASB Statements included in the following paragraphs. The Parish has also adopted the provisions of GASB Statement No. 33, *Accounting and Financial Reporting for Nonexchange Transactions* that require capital contributions to the Parish to be presented as a change in net position.

The statement of activities demonstrates the degree to which the direct expenses of a given function or segment is offset by program revenues. *Direct expenses* are those that are clearly identifiable with a specific function or segment. *Program revenues* include 1) charges to customers or applicants who purchase, use, or directly benefit from goods, services, or privileges provided by a given function or segment and 2) grants and contributions that are restricted to meeting the operational or capital requirements of a particular function or segment. Taxes and other items not properly included among program revenues are reported instead as *general revenues*.

As a general rule the effect of interfund activity has been eliminated from the government-wide financial statements. Exceptions to this general rule are payments-in-lieu of taxes and other charges between the Parish's water and gas function and various other functions of the government. Elimination of these charges would distort the direct costs and program revenues reported for the various functions concerned.

Fund Financial Statements

Separate financial statements are provided for governmental funds and proprietary funds. Major individual governmental funds and major individual enterprise funds are reported as separate columns in the fund financial statements.

The Parish reports the following major governmental funds:

The *General Fund* is the government's primary operating fund. It accounts for all financial resources of the general government, except those required to be accounted for in another fund.

The *Courthouse, Jail, and Public Buildings Maintenance Fund* accounts for the operation and maintenance of the public buildings in the Parish. Financing is provided by property taxes and state revenue sharing.

The *Parishwide Drainage Maintenance Fund* accounts for the operation and maintenance of all Parish drainage projects. Major means of financing is provided by property taxes and state revenue sharing.

I. SUMMARY OF SIGNIFICANT ACCOUNTING POLICIES (Continued)

C. BASIS OF PRESENTATION (Continued)

Fund Financial Statements (Continued)

The Parish reports the following major proprietary fund:

The *St. James Parish Gas & Water Distribution System Fund* accounts for the sale and distribution of gas and water to the residents of the Parish.

Additionally, the Parish reports the following non-major governmental fund types and proprietary funds:

Special revenue funds account for the proceeds of specific revenue sources that are legally restricted to expenditures for specified purposes.

Debt service funds account for the accumulation of resources for the payment of principal and interest on long-term obligation debt of governmental funds.

Capital projects funds account for financial resources received and used for the acquisition, construction, or improvements of capital facilities not reported in other governmental funds.

Internal service fund accounts for the provision of group health and life insurance provided to the Parish's employees.

D. MEASUREMENT FOCUS / BASIS OF ACCOUNTING

Government-Wide Financial Statements (GWFS)

The government-wide financial statements are reported using the *economic resources measurement focus* and the *accrual basis of accounting*, as are the proprietary fund financial statements. Revenues are recorded when earned and expenses net of uncollectible amounts are recorded when a liability is incurred, regardless of the timing of related cash flows. Property taxes are recognized as revenues in the year for which they are levied. Grants and similar items are recognized as revenue as soon as all eligibility requirements imposed by the provider have been met.

Fund Financial Statements (FFS)

Governmental fund financial statements are reported using the *current financial resources measurement focus* and the *modified accrual basis of accounting*. Revenues are recognized as soon as they are both measurable and available. Revenues are considered to be *available* when they are collectible within the current period or soon enough thereafter to pay liabilities of the current period. For this purpose, the government considers revenues to be available if they are collected within 60 days of the end of the current fiscal period. Expenditures generally are recorded when a liability is incurred, as under accrual accounting. However, debt service expenditures, as well as expenditures related to compensated absences and claims and judgments, are recorded only when a payment is due.

I. SUMMARY OF SIGNIFICANT ACCOUNTING POLICIES (Continued)

D. MEASUREMENT FOCUS / BASIS OF ACCOUNTING (Continued)

Fund Financial Statements (FFS) (Continued)

Franchise taxes, licenses, and interest associated with the current fiscal period are all considered to be susceptible to accrual and so have been recognized as revenues of the current fiscal period. Property taxes that are measurable and available (receivable within the current period and collected within the current period or within 60 days thereafter) are recognized in the year of levy. Sales and use tax revenues are considered measurable when the underlying transaction occurs and are recognized as revenue if collected soon enough to meet the availability criteria. Revenue from grants are recognized in the fiscal year in which all eligibility requirements have been satisfied. Eligibility requirements include timing requirements, which specify the year when the resources can be used. All other revenue items are considered to be measurable and available only when cash is received by the government.

Proprietary funds distinguish *operating* revenues and expenses from *nonoperating* items. Operating revenues and expenses generally result from providing services and producing and delivering goods in connection with a proprietary fund's principal ongoing operations. The principal operating revenues of the Parish's enterprise funds and the Parish's internal service fund are charges to customers for sales and services.

The St. James Parish Gas & Water Distribution System fund also recognizes as operating revenue the portion of tapping fees intended to recover the cost of connecting new customers to the system. Operating expenses for enterprise funds and the internal service fund include the cost of sales and services, administrative expenses, and depreciation on capital assets. All revenues and expenses not meeting this definition are reported as nonoperating revenues and expenses.

When both restricted and unrestricted resources are available for use, it is the government's policy to use restricted resources first, then unrestricted resources as they are needed.

E. ASSETS, LIABILITIES, DEFERRED OUTFLOWS/INFLOWS OF RESOURCES, AND NET POSITION

1. Cash and Cash Equivalents

For reporting purposes, cash and cash equivalents include interest-bearing demand deposits and short-term investments with a maturity of three months or less from the date of acquisition. Under state law, the Parish may deposit funds within a fiscal agent bank organized under the laws of the State of Louisiana, the laws of any other state in the Union, or the laws of the United States.

2. Investments

State statutes authorize the Parish to invest in collateralized certificates of deposits, government-backed securities, commercial paper, and mutual funds consisting solely of government-backed securities. In addition, local governments in Louisiana are authorized to invest in the Louisiana Asset Management Pool, Inc. (LAMP), a nonprofit organization formed by an initiative of the State Treasury and organized under the laws of the State of Louisiana, which operates a local government investment pool. Investments are stated at fair value. Fair value was determined using quoted market prices.

I. SUMMARY OF SIGNIFICANT ACCOUNTING POLICIES (Continued)

E. ASSETS, LIABILITIES, DEFERRED OUTFLOWS/INFLOWS OF RESOURCES, AND NET POSITION (Continued)

3. Receivables and Payables

Activity between funds that are representative of lending/borrowing arrangements outstanding at the end of the fiscal year are referred to as either "due to/from other funds" (i.e., the current portion of interfund loans) or "advances to/from other funds" (i.e., the non-current portion of interfund loans). All other outstanding balances between funds are reported as "due to/from other funds." Any residual balances outstanding between the governmental activities and business-type activities and any balances not eliminated due to timing differences are reported in the government-wide financial statements as "internal balances."

Advances between funds, as reported in the fund financial statements, are offset by a fund balance reserve account in applicable governmental funds to indicate that they are not available for appropriation and are not expendable, available financial resources.

All trade and property tax receivables are shown net of allowance for uncollectibles.

Property taxes and the related state revenue sharing (which is based on population and homesteads in the Parish) are recorded in the year assessed. Property taxes are assessed on a calendar year basis, become due on November 15 of each year, and become delinquent on December 31. The taxes are generally collected in December of the current year and January and February of the ensuing year.

4. Inventory and Prepaid Items

Inventory in the General Fund consists of expendable supplies held for consumption. The inventory is valued at cost (first-in, first-out method), and the cost is recorded as an expenditure at the time individual inventory items are requisitioned by the different departments.

Inventories in the St. James Parish Gas & Water Distribution System are stated at the lower of cost (first-in, first-out method) or net realizable value. Gas purchased in the system's lines and the water produced by the system is expensed when purchased or purified.

5. Capital Assets

Capital assets, which include property, plant, equipment, and infrastructure assets (e.g., roads, bridges, sidewalks, and similar items), are reported in the applicable governmental or business-type activities columns in the government-wide financial statements. Capital assets are defined by the Parish as assets with an initial, individual cost of more than \$5,000 (equipment), \$25,000 (land or land improvements), \$50,000 (buildings and leasehold improvements) or \$250,000 (infrastructure), and an estimated useful life in excess of one year. Such assets are recorded at historical cost or estimated historical cost if purchased or constructed. Donated capital assets and similar items received in service concession arrangements are recorded at acquisition value rather than fair value.

The costs of normal maintenance and repairs that do not add to the value of the asset or materially extend assets' lives are not capitalized. Major outlays for capital assets and improvements are capitalized as projects are constructed. Interest incurred during the construction phase of capital assets of business-type activities is included as part of the capitalized value of the assets constructed. No interest was capitalized in 2020.

I. SUMMARY OF SIGNIFICANT ACCOUNTING POLICIES (Continued)

E. ASSETS, LIABILITIES, DEFERRED OUTFLOWS/INFLOWS OF RESOURCES, AND NET POSITION (Continued)

5. Capital Assets (Continued)

Property, plant, and equipment of the governmental funds, as well as the St. James Youth Center, are depreciated using the straight-line method over the following estimated useful lives:

<u>Assets</u>	<u>Years</u>
Buildings	40 – 60
Building Improvements	7 – 20
Infrastructure	25 – 40
Heavy Equipment	10 – 20
Vehicles	5 – 8
Furniture/Office Equipment	5
Computer Equipment	5

The St. James Parish Gas & Water Distribution System's plant, property, and equipment are stated at cost and are depreciated using the straight-line method over the following estimated useful lives:

	<u>Years</u>
Utility Plant, Distribution System and Components	5 – 50
Transport Equipment	5 – 8
Office Furniture, Fixtures and Equipment	3 – 15

6. Compensated Absences

Parish employees earn from 12 to 18 days of both annual and sick leave each year, depending upon length of service. Sick leave may be accumulated without limitation; however, annual leave may not be carried forward from one year to the next unless approved by the Parish President. Upon retirement of an employee enrolled in the Parochial Employees' Retirement System of Louisiana or termination of the Chief Administrative Officer and Directors, unused accumulated sick leave from 15 to 60 days depending on length of service is paid to the employee at the employee's current rate of pay. Any unused annual leave is paid to the employee upon retirement or termination.

The cost of leave privileges is accrued when incurred in the government-wide and proprietary fund financial statements. A liability for these amounts is reported in the governmental funds only if they have matured, for example, as a result of employee resignations and retirements.

7. Long-term Obligations

In the government-wide financial statements and proprietary fund types in the fund financial statements, long-term debt and other long-term obligations are reported as liabilities in the applicable governmental activities, business-type activities, or proprietary fund type statement of net position. Bond premiums and discounts are deferred and amortized over the life of the bonds using the effective interest method. Bonds payable are reported net of the applicable bond premium or discount. Bond issuance costs are reported as an outflow of resources in the reporting period in which they are incurred.

I. SUMMARY OF SIGNIFICANT ACCOUNTING POLICIES (Continued)

E. ASSETS, LIABILITIES DEFERRED OUTFLOWS/INFLOWS OF RESOURCES, AND NET POSITION (Continued)

7. Long-term Obligations (Continued)

In the fund financial statements, governmental fund types recognize bond premiums and discounts, as well as bond issuance costs, during the current period. The face amount of debt issued is reported as other financing sources.

Premiums received on debt issuances are reported as other financing sources while discounts on debt issuances are reported as other financing uses. Issuance costs, whether or not withheld from the actual debt proceeds received, are reported as debt service expenditures.

8. Net Position Classifications

Government-Wide Financial Statements

Government-wide and proprietary net position is divided into three components:

1. Net investment in capital assets – Consists of net capital assets reduced by the outstanding balances of any related debt obligations and deferred inflows of resources attributable to the acquisition, construction, or improvement of those assets and increase by balances of deferred outflows of resources related to those assets.
2. Restricted net position – Net position is considered restricted if their use is constrained to a particular purpose. Restrictions are imposed by external organizations such as federal or state laws or buyers of the Parish's bonds. Restricted net position is reduced by liabilities and deferred inflows of resources related to the restricted assets.
3. Unrestricted net position – All other net position that does not meet the definition of "restricted" or "net investment in capital assets."

Fund Financial Statements

Accounting standards require governmental fund balances to be reported in as many as five classifications as listed below:

1. Nonspendable – amounts that cannot be spent either because they are in nonspendable form or because they are legally or contractually required to be maintained intact.
2. Restricted – amounts that can be spent only for specific purposes because of constitutional provisions or enabling legislation or because of constraints that are externally imposed by creditors, grantors, contributors, or the laws or regulations of other governments.
3. Committed – amounts that can be used only for specific purposes determined by a formal decision of the Parish Council, which is the highest level of decision-making authority.
4. Assigned – amounts that do not meet the criteria to be classified as restricted or committed but that are intended to be used for specific purposes.
5. Unassigned – all other spendable amounts.

I. SUMMARY OF SIGNIFICANT ACCOUNTING POLICIES (Continued)

E. ASSETS, LIABILITIES, DEFERRED OUTFLOWS/INFLOWS OF RESOURCES, AND NET POSITION (Continued)

8. Net Position Classifications (Continued)

Fund Financial Statements (Continued)

When an expense is incurred for purposes for which both restricted and unrestricted net position are available, the Parish reduces restricted amounts first, followed by unrestricted amounts. When expenditures are incurred for purposes for which committed, assigned, or unassigned amounts are available, the Parish reduces committed amounts first, followed by assigned amounts, and finally unassigned amounts, as needed, unless the Parish has provided otherwise in its committed or assignment actions.

9. Sales and Use Tax

On April 4, 1981, the voters of the Parish approved a one percent sales and use tax, which is collected by the St. James Parish School Board and then remitted to the Parish. The proceeds of the tax, after paying reasonable and necessary costs and expenses of collecting and administering the tax, are dedicated as follows:

1. One-fourth is to provide care and assistance to the elderly of the Parish and provide ambulance services to Parish residents, including the acquisition, operation, and maintenance of necessary vehicles;
2. One-fourth is to provide solid waste management and disposal including the acquisition of land, plants, buildings, machinery, and necessary equipment;
3. One-fourth is to pay the cost of providing recreational facilities, including the acquisition of land, buildings, machinery, and equipment; and
4. One-fourth is to pay the general operation and maintenance costs of the Parish, to acquire capital improvements for the Parish, and to service bonds from time to time for the purpose of making capital improvements for the purposes listed above.

10. Estimates

The preparation of financial statements in conformity with accounting principles generally accepted in the United States of America requires management to make estimates and assumptions that affect the reported amounts of assets and liabilities and disclosure of contingent assets and liabilities at the date of the financial statements and the reported amounts of revenues, expenditures, and expenses during the reporting period. Actual results could differ from those estimates.

11. Pension Plans

The Parish is a participating employer in three cost-sharing, multiple-employer defined benefit pension plans as described in Note IV C. For purposes of measuring the net pension liability, deferred outflows of resources and deferred inflows of resources related to pensions, and pension expense, information about the fiduciary net position of each of the plans, and additions to/deductions from the plan's fiduciary net position have been determined on the same basis as they are reported by the plan. For this purpose, benefit payments (including refunds of employee contributions) are recognized when due and payable in accordance with the benefit terms. Investments have been reported at fair value within each plan.

I. SUMMARY OF SIGNIFICANT ACCOUNTING POLICIES (Continued)

E. ASSETS, LIABILITIES, DEFERRED OUTFLOWS/INFLOWS OF RESOURCES, AND NET POSITION (Continued)

12. Deferred Outflows/Inflows of Resources

In addition to assets, the statement of net position will sometimes report a separate section for deferred outflows of resources. This separate financial statement element, deferred outflows of resources, represents a consumption of net position that applies to a future period(s) and so will not be recognized as an outflow of resources (expense/expenditure) until then. The Parish has deferred outflows of resources related to the net pension liability of \$2,008,198 and deferred outflows of resources related to the total OPEB liability of \$2,284,786. See Note IV C for additional information on deferred outflows of resources related to defined benefit pension plans, and Note IV E for additional information on deferred outflows of resources related to the total OPEB liability.

In addition to liabilities, the statement of net position will sometimes report a separate section for deferred inflows of resources. This separate financial statement element, deferred inflows of resources, represents an acquisition of net position that applies to a future period(s) and so will not be recognized as an inflow of resources (revenues) until that time. The Parish has deferred inflows of resources related to the net pension liability in the amount of \$2,897,624 and deferred inflows of resources related to other postemployment benefits of \$972,180. See Note IV C for additional information on deferred inflows of resources related to defined benefit pension plans, and Note IV E for additional information on deferred inflows of resources related to total OPEB liability.

F. CURRENT ACCOUNTING STANDARDS SCHEDULED TO BE IMPLEMENTED

The following is a summary of accounting standards adopted by the Governmental Accounting Standards Board (GASB) that are scheduled to be implemented in the future that may affect the Parish's financial report:

GASB Statement 87, *Leases*. This standard will require all leases to be reported on the statement of net position under a single accounting model for both lessors and lessees. The statement will require the recognition of lease assets or liabilities for leases previously reported as operating leases. Both operating and capital leases will be reported under this single accounting method and reported by lessees as an intangible right to use asset and by lessors as a receivable with both reporting a deferred inflow of resources. The standard is effective for annual reporting periods beginning after June 15, 2021. The Parish will include the requirements of this standard, as applicable, in its December 31, 2022 financial statement. All of the Parish's lease agreements will need to be evaluated to determine the impact of implementing this standard; however, the effect of this standard or its applicability to the Parish is unknown at this time.

The GASB issued Statement 89, *Accounting for Interest Cost Incurred before the End of a Construction Period* in June 2018. This Statement establishes accounting requirements for interest cost before the end of a construction period. The requirements of this Statement are effective for reporting periods beginning after December 15, 2020. Earlier application is encouraged. The Parish will include the requirements of this standard, as applicable, in its December 31, 2021 financial statement. The effect of this standard or its applicability to the Parish is unknown at this time.

St. James Parish
Convent, Louisiana
Notes to the Financial Statements (Continued)
December 31, 2020

II. STEWARDSHIP, COMPLIANCE AND ACCOUNTABILITY

A. BUDGETARY INFORMATION

The proposed budget for the year ended December 31, 2020, was completed and made available for public inspection at the Parish Council Office on November 7, 2019. A public hearing was held on November 13, 2019, for suggestions and comments from taxpayers. The proposed budget was formally adopted by the Parish on November 26, 2019. The 2020 budget, which included proposed expenditures and the means of financing them for the general, special revenue, debt service and capital projects funds, was published in the official journal fourteen (14) days prior to the public hearing.

All appropriations lapse at year-end, and any encumbrances outstanding at year-end are included in the next year's budget with funds appropriated in that year to finance them. The budget is prepared on a modified accrual basis. Formal budgetary accounts are integrated into the accounting system during the year as a management control device.

The Parish exercises budgetary control at the functional level. Within functions, the Director of Finance has the authority to make amendments as necessary. When actual revenues within a fund are failing to meet estimated annual budgeted revenues by five percent or more, and/or actual expenditures within a fund are exceeding estimated budgeted expenditures by five percent or more, a budget amendment to reflect such changes is adopted by the Parish in an open meeting. Budget amounts included in the financial statements include the original adopted budget amounts and the final amended budget.

B. EXPENDITURES WITH UNFAVORABLE APPROPRIATIONS

For the year ended December 31, 2020, expenditures did not meet appropriations in the following individual funds:

Fund	Budget	Actual	Unfavorable Variance
Non-major Special Revenue Funds:			
C1 Congregate Meals	\$ 112,800	\$ 126,175	\$ 13,375
Emergency Food & Shelter	21,600	23,174	1,574
Public Safety Trust	2,568,300	3,019,949	451,649

C. LEVIED TAXES

The following is a summary of levied property taxes for the year 2020:

	<u>Millage Rate</u>
Parishwide taxes:	
General Fund	3.20
Library	2.99
Department of Human Resources	3.91
Courthouse, Jail, and Public Buildings Maintenance	4.95
Road and Bridge Maintenance	4.95
Parishwide Drainage	2.99
Hospital District	4.73
Public Safety	3.93
Enhanced 911 System Maintenance	1.25
Consolidated General Obligation Bonds	0.35
St. James Youth Center	0.60
Special district taxes:	
Consolidated Road Lighting District #3A	1.01
Gramercy Recreation District	4.63
Fire Protection District #2	0.74
Recreation District V – General Obligation Bonds	0.50
District V Recreation	1.00

St. James Parish
Convent, Louisiana
Notes to the Financial Statements (Continued)
December 31, 2020

II. STEWARDSHIP, COMPLIANCE AND ACCOUNTABILITY (Continued)

C. LEVIED TAXES (Continued)

The following are the principal taxpayers of the Parish:

<u>Taxpayer</u>	<u>Type of Business</u>	<u>2020 Assessed Valuation</u>	<u>Percentage of Total Assessed Valuation</u>
Equilon Enterprises, LLC	Oil Refinery	\$ 199,766,270	27.84%
Mosaic Fertilizer, LLC – Uncle Sam	Chemical Manufacturer	136,606,484	19.04%
Mosaic Fertilizer, LLC - Faustina	Chemical Manufacturer	87,706,223	12.22%
Americas Styrenics, LLC	Chemical Manufacturer	47,631,682	6.64%
Zen-Noh Grain Corporation	Grain Export	35,008,920	4.88%
Noranda Alumina, LLC	Chemical Manufacturer	26,428,076	3.68%
LOCAP, Inc.	Pipeline	18,977,990	2.65%
Louisiana Sugar Refining, LLC	Sugar Refinery	15,087,324	2.10%
Occidental Chemical Corp.	Chemical Manufacturer	14,467,993	2.02%
Plains Marketing, L.P.	Oil Refinery	12,754,723	1.78%
Total		<u>\$ 594,435,685</u>	<u>82.85%</u>

III. DETAILED NOTES ON ALL FUNDS

A. DEPOSITS AND INVESTMENTS

Deposits

At December 31, 2020, the Parish has deposits and certificates of deposit (book balances) as follows:

	<u>Primary Government</u>
Cash	\$ 18,853,917
Restricted Assets - Cash	1,341,119
	<u>\$ 20,195,036</u>

These deposits are stated at cost, which approximates market. Under state law, these deposits (or the resulting bank balances) must be secured by federal deposit insurance or the pledge of securities owned by the fiscal agent bank. The market value of the pledged securities plus the federal deposit insurance must at all times equal the amount on deposit with the fiscal agent bank. These securities are held in the name of the pledging fiscal agent bank in a holding or custodial bank that is mutually acceptable to both parties.

At December 31, 2020, the primary government has \$20,695,943 in deposits (collected bank balances). Custodial credit risk is the risk that in the event of a bank failure, the Parish's deposits may not be returned to it. All of the primary government's deposits are either insured by federal deposit insurance or collateralized with U.S. government securities held by the pledging financial institution's trust department in the name of the Parish.

Investments

State statutes authorize the Parish to invest in Louisiana Asset Management Pool (LAMP), U.S. Treasury notes and bonds, U.S. agency securities and other governmental debt obligations with limited exceptions as noted in LA-R.S. 32.2955. Investments in time certificates of deposit can be placed with state banks, national banks or federal credit unions as permitted in state statute.

As of December 31, 2020, the Parish had its assets in money market instruments, U.S. treasury notes, and U.S. agency securities managed by financial institutions. The accounts managed by the financial institutions have a fair market value of \$83,124,513 as of December 31, 2020.

St. James Parish
Convent, Louisiana
Notes to the Financial Statements (Continued)
December 31, 2020

III. DETAILED NOTES ON ALL FUNDS (Continued)

A. DEPOSITS AND INVESTMENTS (Continued)

Investments (Continued)

The Parish's investment balance at December 31, 2020, consisted of the following:

	Standard & Poors Rating	Percentage of Total Portfolio	Fair Market Value	Months to Maturity					
Security				0 – 6	7 – 12	13 – 24	25 – 36	37-48	49– 60
Investments at fair value									
Commercial Paper	Aaa	13%	\$3,897,792	\$3,897,792	\$ -	\$ -	\$ -	\$ -	\$ -
U.S. Agencies:									
U.S. Treasury Note	Aaa	5%	1,666,080	756,389	909,691	-	-	-	-
Federal National Mortgage Association	Aaa	8%	2,404,392	-	505,768	-	900,807	-	997,817
Federal Home Loan Mortgage Corporation	Aaa	12%	3,603,952	-	-	1,700,751	1,401,932	-	501,269
Federal Home Loan Bank	Aaa	20%	6,270,342	1,006,129	1,000,619	2,264,289	1,999,305	-	-
Federal Farm Credit Bank	Aaa	42%	<u>13,177,692</u>	<u>-</u>	<u>1,965,747</u>	<u>3,151,950</u>	<u>5,607,291</u>	<u>1,350,624</u>	<u>1,102,080</u>
Total		100%	<u>\$31,020,250</u>	<u>\$5,660,310</u>	<u>\$4,381,825</u>	<u>\$7,116,990</u>	<u>\$9,909,335</u>	<u>\$1,350,624</u>	<u>\$2,601,166</u>
Percentage of Portfolio Value			100%	18%	14%	23%	32%	5%	8%
Investments measured at the net asset value (NAV)									
External investment pool	AAA		\$49,055,986	\$49,055,986	\$ -	\$ -	\$ -	\$ -	\$ -
Federal Governmental Obligation Fund	AAA		<u>3,048,277</u>	<u>3,048,277</u>	<u>-</u>	<u>-</u>	<u>-</u>	<u>-</u>	<u>-</u>
Total Investments			<u>\$83,124,513</u>	<u>\$57,764,573</u>	<u>\$4,381,825</u>	<u>\$7,116,990</u>	<u>\$9,909,335</u>	<u>\$1,350,624</u>	<u>\$2,601,166</u>

The Parish's investment policy requires all securities to be investment-grade obligations but does not address specific credit quality ratings. The Parish does not limit the amount that may be invested in securities of any one issuer. Applicable state statutes do not address credit quality ratings, concentration of credit risk by issuer, or investment maturity limitations.

As of December 31, 2020, \$49,055,986 is invested in an external investment pool, Louisiana Asset Management Pool. LAMP is administered by LAMP, Inc., a non-profit corporation organized under the laws of the State of Louisiana. Only local government entities having contracted to participate in LAMP have an investment interest in its pool of assets. The primary objective of LAMP is to provide a safe environment for the placement of public funds in short-term, high quality investments. The LAMP portfolio includes only securities and other obligations in which local governments in Louisiana are authorized to invest in accordance with LA-R.S. 33:2955.

III. DETAILED NOTES ON ALL FUNDS (Continued)

A. DEPOSITS AND INVESTMENTS (Continued)

Investments (Continued)

LAMP is a governmental external investment pool that reports at net asset value. The following facts are relevant for an investment pool:

- Credit risk: LAMP is rated AAAM by Standard & Poor's.
- Custodial credit risk: LAMP participants' investments in the pool are evidenced by shares of the pool. Investments in pools should be disclosed, but not categorized because they are not evidenced by securities that exist in physical or book-entry form. The Parish's investment is with the pool, not the securities that make up the pool; therefore, no public disclosure is required.
- Concentration of credit risk: Pooled investments are excluded from the five percent disclosure requirement.
- Interest rate risk: LAMP is designed to be highly liquid to give its participants immediate access to their account balances. LAMP prepares its own interest rate risk disclosure using the weighted average maturity (WAM) method. The WAM of LAMP assets is restricted to not more than 90 days, and consists of no securities with a maturity in excess of 397 days or 762 days for U.S. Government floating/variable rate investments. The WAM for LAMP's total investments is 88 days as of December 31, 2020.
- Foreign currency risk: Not applicable.

The investments in LAMP are stated at fair value based on quoted market rates. The fair value is determined on a weekly basis by LAMP and the value of the position in the external investment pool is the same as the value of the pool shares.

LAMP, Inc. is subject to the regulatory oversight of the state treasurer and the board of directors. LAMP is not registered with the SEC as an investment company.

An annual audit of LAMP is conducted by an independent certified public accountant. The Legislative Auditor of the State of Louisiana has full access to the records of LAMP.

LAMP issues financial reports which can be obtained by writing: LAMP, Inc., 650 Poydras Street, Suite 2220, New Orleans, LA 70130.

Fair Value of Financial Instruments

Determination of Fair Value

The Parish categorizes its fair value measurements within the fair value hierarchy established by generally accepted accounting principles. The hierarchy is based on the valuation inputs used to measure the fair value of the asset.

III. DETAILED NOTES ON ALL FUNDS (Continued)

A. DEPOSITS AND INVESTMENTS (Continued)

Fair Value of Financial Instruments (Continued)

Fair Value Hierarchy

In accordance with this guidance, the Parish groups its financial assets and financial liabilities generally measured at fair value in three levels, based on the markets in which the assets and liabilities are traded and the reliability of the assumptions used to determine fair value.

- Level 1 - Valuation is based on quoted prices in active markets for identical assets or liabilities that the reporting entity has the ability to access at the measurement date. Level 1 assets and liabilities generally include debt and equity securities that are traded in an active exchange market. Valuations are obtained from readily available pricing sources for market transactions involving identical assets or liabilities.
- Level 2 - Valuation is based on inputs other than quoted prices included within level 1 that are observable for the asset or liability, either directly or indirectly. The valuation may be based on quoted prices for similar assets or liabilities; quoted prices in markets that are not active; or other inputs that are observable or can be corroborated by observable market data for substantially the full term of the asset or liability.
- Level 3 - Valuation is based on unobservable inputs that are supported by little or no market activity and that are significant to the fair value of the assets and liabilities. Level 3 assets and liabilities include financial instruments whose value is determined using pricing models, discounted cash flow methodologies, or similar techniques, as well as instruments for which determination of fair value required significant management judgment or estimation.

The following methods and assumptions were used by the Parish in estimating fair value disclosures for financial instruments:

Securities: Where quoted prices are available in an active market, we classify the securities within level 1 of the valuation hierarchy. Securities are defined as both long and short positions. Level 1 securities include highly liquid government bonds and exchange-traded equities.

If quoted market prices are not available, we estimate fair values using pricing models and discounted cash flows that consider standard input factors such as observable market data, benchmark yields, interest rate volatilities, broker/dealer quotes, and credit spreads. Examples of such instruments, which would generally be classified within level 2 of the valuation hierarchy, include GSE (Government sponsored enterprises) obligations, (such as Federal National Mortgage Association, Federal Home Loan Mortgage Corporation, Federal Home Loan Bank, and Federal Farm Credit Bank), corporate bonds and other securities. Mortgage backed securities are included in level 2 if observable inputs are available. In certain cases, where there is limited activity or less transparency around inputs to the valuation, we classify those securities in level 3.

St. James Parish
Convent, Louisiana
Notes to the Financial Statements (Continued)
December 31, 2020

III. DETAILED NOTES ON ALL FUNDS (Continued)

A. DEPOSITS AND INVESTMENTS (Continued)

Fair Value of Assets Measured on a Recurring Basis

The following table presents for each of the fair value hierarchy level the Parish's financial assets and liabilities that are measured at fair value on a recurring basis at December 31, 2020:

	Level 1	Level 2
U.S. Agency Securities	\$ 1,666,080	\$ 29,354,170
	<u>\$ 1,666,080</u>	<u>\$ 29,354,170</u>

B. RECEIVABLES

Receivables as of year-end for the Parish's individual major funds and non-major and internal service funds in the aggregate, including the applicable allowances for uncollectible accounts, are as follows:

	General Fund	Courthouse, Jail, and Public Buildings Maintenance	Parishwide Drainage Maintenance	Nonmajor Governmental Funds	Internal Service Fund	Total
Taxes						
Property	\$ 3,645,364	\$ 2,320,410	\$ 1,401,624	\$ 7,857,513	\$ -	\$ 15,224,911
Sales	290,355	-	-	871,065	-	1,161,420
Other governmental agencies						
Federal	5,733	-	47,429	242,345	-	295,507
State	20,323	-	245,765	35,800	-	301,888
Accounts	171,533	86	7,016	235,987	-	414,622
Other	<u>56,029</u>	<u>-</u>	<u>-</u>	<u>13,471</u>	<u>18,757</u>	<u>88,257</u>
Gross receivables	4,189,337	2,320,496	1,701,834	9,256,181	18,757	17,486,605
Less: allowance for uncollectibles	<u>-</u>	<u>-</u>	<u>-</u>	<u>-</u>	<u>-</u>	<u>-</u>
Net receivables – governmental funds	4,189,337	2,320,496	1,701,834	9,256,181	18,757	17,486,605
Adjustment to full accrual basis	<u>52,362</u>	<u>36,438</u>	<u>22,010</u>	<u>118,832</u>	<u>-</u>	<u>229,642</u>
Total receivables	<u>\$ 4,241,699</u>	<u>\$ 2,356,934</u>	<u>\$ 1,723,844</u>	<u>\$ 9,375,013</u>	<u>\$ 18,757</u>	<u>\$ 17,716,247</u>

	St. James Parish Gas & Water Distribution System
Other governmental agencies	
Federal	\$ 5,000
Account	<u>1,003,620</u>
Gross receivables	1,008,620
Less: allowance for uncollectibles	<u>(192,693)</u>
Net receivables – business-type funds	<u>\$ 815,927</u>

St. James Parish
Convent, Louisiana
Notes to the Financial Statements (Continued)
December 31, 2020

III. DETAILED NOTES ON ALL FUNDS (Continued)

C. CAPITAL ASSETS

Capital asset activity for the year ended December 31, 2020, was as follows:

Primary Government

	Beginning Balance	Increases	Decreases	Ending Balance
Governmental activities:				
Capital assets, not being depreciated:				
Land	\$ 26,484,632	\$ 13,355	\$ -	\$ 26,497,987
Construction in progress	4,011,741	1,240,315	(607,335)	4,644,721
Total capital assets, not being depreciated	30,496,373	1,253,670	(607,335)	31,142,708
Capital assets, being depreciated:				
Buildings	29,194,184	1,199,947	(382,659)	30,011,472
Improvements other than buildings	7,004,123	137,325	-	7,141,448
Machinery and equipment	20,385,338	2,182,565	(616,026)	21,951,877
Library collection	2,032,609	38,896	(16,881)	2,054,624
Infrastructure	58,191,263	-	-	58,191,263
Total capital assets being depreciated	116,807,517	3,558,733	(1,015,566)	119,350,684
Less accumulated depreciation for:				
Buildings	(10,767,768)	(858,384)	-	(11,626,152)
Improvements other than buildings	(2,710,640)	(292,891)	-	(3,003,531)
Machinery and equipment	(14,374,637)	(1,217,320)	584,817	(15,007,140)
Library collection	(1,977,683)	(54,922)	16,881	(2,015,724)
Infrastructure	(53,779,770)	(1,485,745)	-	(55,265,515)
Total accumulated depreciation	(83,610,498)	(3,909,262)	601,698	(86,918,062)
Total capital assets, being depreciated, net	33,197,019	(350,529)	(413,868)	32,432,622
Governmental activities capital assets, net	<u>\$ 63,693,392</u>	<u>\$ 903,141</u>	<u>\$ (1,021,203)</u>	<u>\$ 63,575,330</u>

St. James Parish
Convent, Louisiana
Notes to the Financial Statements (Continued)
December 31, 2020

III. DETAILED NOTES ON ALL FUNDS (Continued)

C. CAPITAL ASSETS (Continued)

Primary Government (Continued)

	Beginning Balance	Increases	Decreases	Ending Balance
Business-type activities:				
Capital assets, not being depreciated:				
Land	\$ 60,000	\$ -	\$ -	\$ 60,000
Construction in progress	2,095,388	82,674	(2,178,062)	-
Total capital assets, not being depreciated	2,155,388	82,674	(2,178,062)	60,000
Capital assets, being depreciated:				
Gas distribution system	2,133,799	-	-	2,133,799
Water distribution system	26,588,121	2,178,062	-	28,766,183
Office furniture, fixtures, and equipment	367,894	41,600	-	409,494
Transportation equipment	518,573	60,000	-	578,573
Total capital assets, being depreciated	29,608,387	2,279,662	-	31,888,049
Less accumulated depreciation for:				
Gas distribution system	(1,696,910)	(25,068)	-	(1,721,978)
Water distribution system	(14,782,431)	(835,602)	-	(15,618,033)
Office furniture, fixtures, and equipment	(310,931)	(14,480)	-	(325,411)
Transportation equipment	(402,200)	(33,877)	-	(436,077)
Total accumulated depreciation	(17,192,472)	(909,027)	-	(18,101,499)
Total capital assets, being depreciated, net	12,415,915	1,370,635	-	13,786,550
Business-type activities capital assets, net	\$ 14,571,303	\$ 1,453,309	\$ (2,178,062)	\$ 13,846,550

St. James Parish
Convent, Louisiana
Notes to the Financial Statements (Continued)
December 31, 2020

III. DETAILED NOTES ON ALL FUNDS (Continued)

C. CAPITAL ASSETS (Continued)

Primary Government (Continued)

Depreciation expense was charged to functions/programs of the primary government as follows:

Governmental activities:

General government	\$ 433,393
Public safety	1,010,238
Highway and streets, including depreciation of general infrastructure asset	1,723,495
Sanitation	71,739
Public transportation	79,214
Health and welfare	86,164
Culture and recreation	495,444
Economic development and assistance	<u>9,575</u>
Total depreciation expense-governmental activities	<u>\$ 3,909,262</u>

Business-type activities:

Gas and water	<u>\$ 909,027</u>
Total depreciation expense-business-type activities	<u>\$ 909,027</u>

Construction Commitments

The government has active construction contracts at December 31, 2020, totaling \$3,719,211. The remaining commitments on active construction projects at December 31, 2020, are as follows:

Project	Contract Amount	Remaining Commitment
Governmental Funds:		
District V Recreation Building	\$ 2,863,411	\$ 1,533,090
Molaison Sewer Project	653,320	424,176
District 5 – Kitchen and Bathroom	34,380	13,306
Admin Building – 3 rd Floor Renovation	21,500	17,450
Magnolia & Lucher Park Basketball Pavilions	146,600	36,650
Total governmental funds	<u>\$ 3,719,211</u>	<u>\$ 2,024,672</u>

The Parish is involved in a dispute with a contractor and an architect over faulty construction of the District V Recreation Building included in construction in process. Construction of that building is stopped, pending the outcome of the dispute. If the outcome for the Parish is negative and the funds dedicated for completion are not enough for the repairs, the Parish would have to identify a funding source to complete and repair the building. If the outcome is positive, the funds will be used to complete the building and do any necessary repairs.

St. James Parish
Convent, Louisiana
Notes to the Financial Statements (Continued)
December 31, 2020

III. DETAILED NOTES ON ALL FUNDS (Continued)

D. INTERFUND RECEIVABLES, PAYABLES, AND TRANSFERS

The composition of interfund balances as of December 31, 2020, is as follows:

<u>Due to/from other funds:</u>	<u>Receivable</u>	<u>Payable</u>
Governmental Funds:		
General Fund	\$ 282,266	\$ 207,629
Courthouse, Jail, and Public Buildings Maintenance	9,214	12,146
Parishwide Drainage Maintenance Fund	33,190	199
Nonmajor governmental funds	536,679	607,880
Total governmental funds	<u>861,349</u>	<u>827,854</u>
Proprietary Fund/Enterprise Fund:		
St. James Parish Gas & Water Distribution System	8,319	41,814
Total proprietary fund/enterprise fund	<u>8,319</u>	<u>41,814</u>
	<u>\$ 869,668</u>	<u>\$ 869,668</u>

Due to/from other funds are the result of transfers between funds or collections made on behalf of one fund for another which are expected to be paid within one year.

The composition of interfund transfers for the year ended December 31, 2020, is as follows:

<u>Interfund Transfers:</u>	<u>Transfers Out</u>	<u>Transfers In</u>
Governmental Funds:		
General Fund	\$ 1,087,711	\$ -
Nonmajor governmental funds	6,111,601	7,195,228
Total governmental funds	<u>7,199,312</u>	<u>7,195,228</u>
Proprietary Fund/Enterprise Fund:		
St. James Parish Gas and Water Distribution System	-	4,084
Total proprietary fund/enterprise fund	<u>-</u>	<u>4,084</u>
Total interfund transfers	<u>\$ 7,199,312</u>	<u>\$ 7,199,312</u>

Interfund transfers are made on a regular basis to supplement other funds' sources and to provide internal financing for capital outlay.

St. James Parish
Convent, Louisiana
Notes to the Financial Statements (Continued)
December 31, 2020

III. DETAILED NOTES ON ALL FUNDS (Continued)

E. LEASES

Operating Leases

The Parish has several operating leases as of December 31, 2020. The minimum annual commitments under non-cancelable operating leases and/or agreements are as follows:

<u>Year Ending</u>	<u>Building</u>
2021	\$ 177,114
2022	178,063
2023	179,039
2024	116,130
2025	53,650
2026-2030	110,834
2031-2035	500
2036-2040	500
2041-2045	500
2046-2050	500
2051-2055	500
2056-2060	500
2061-2064	300
Total	<u>\$ 818,130</u>

F. LONG-TERM LIABILITIES

General Obligation Bonds

The Parish issues general obligation bonds to provide funds for the acquisition and construction of major capital facilities. These bonds have been issued for governmental activities. The original amount of general obligation bonds issued in prior years was \$4,230,000. The interest rate of the general obligation bonds ranges from 2.55 – 4.65%. General obligation bonds are direct obligations and pledge the full faith and credit of the government to be paid for by Ad Valorem taxes collected. Events of default are outlined in the transcript of the General Obligation Bonds and include principal and interest payment delinquencies, bankruptcy, or covenant violations. The outstanding balance on the general obligation bonds at December 31, 2020, is \$2,005,000.

Annual debt service requirements to maturity for general obligation bonds are as follows:

<u>Year Ending</u>	<u>Governmental Activities</u>	
	<u>Principal</u>	<u>Interest</u>
2021	\$ 380,000	\$ 61,778
2022	395,000	49,898
2023	415,000	37,474
2024	430,000	24,506
2025	120,000	15,114
2026-2030	265,000	12,438
	<u>\$ 2,005,000</u>	<u>\$ 201,208</u>

St. James Parish
Convent, Louisiana
Notes to the Financial Statements (Continued)
December 31, 2020

III. DETAILED NOTES ON ALL FUNDS (Continued)

F. LONG-TERM LIABILITIES (Continued)

Certificates of Indebtedness

The Parish also issues certificates of indebtedness to provide funds for the purpose of purchasing capital assets. In prior years the original amount of certificates of indebtedness was \$2,000,000. The interest rate of the certificates of indebtedness is 2.85%. The certificates of indebtedness was paid off during 2020.

Limited Tax Bonds

The Parish issued a limited tax bond to provide funds for the purpose of road improvements and repairs. The original amount of this limited tax bond is \$850,000. The interest rate of the limited tax bond is 2.23%. The outstanding note is secured by a special levy and collection of 4.95 mill tax. The note is subject to early termination if a 60-day written notice is provided by either party. The outstanding balance on the issue of the limited tax bond at December 31, 2020, is \$620,000.

Annual debt service requirements to maturity for limited tax bonds are as follows:

<u>Year Ending</u>	<u>Governmental Activities</u>	
	<u>Principal</u>	<u>Interest</u>
2021	\$ 80,000	\$ 13,826
2022	85,000	12,042
2023	85,000	10,147
2024	90,000	8,251
2025	90,000	6,234
2026-2030	190,000	6,356
	<u>\$ 620,000</u>	<u>\$ 56,856</u>

GOMESA Revenue Bonds

The Parish issued a revenue bond to provide funds for projects and activities for the purpose of coastal protection. The original amount of this revenue bond is \$8,000,000. GOMESA revenues received by the Parish have been pledged for the repayment of the bond. The interest rate of the revenue bond is 3.90%. Events of default are outlined in the transcript of the Revenue Bonds and include principal and interest payment delinquencies, bankruptcy, or covenant violations. The outstanding balance on the issue of the revenue bond at December 31, 2020, is \$7,755,000.

Annual debt service requirements to maturity for revenue bonds are as follows:

<u>Year Ending</u>	<u>Governmental Activities</u>	
	<u>Principal</u>	<u>Interest</u>
2021	\$ 205,000	\$ 302,445
2022	215,000	294,450
2023	225,000	286,065
2024	235,000	277,290
2025	240,000	268,125
2026-2030	1,355,000	1,192,425
2031-2035	1,645,000	906,165
2036-2040	1,990,000	559,650
2041-2045	1,645,000	159,120
	<u>\$ 7,755,000</u>	<u>\$ 4,245,735</u>

St. James Parish
Convent, Louisiana
Notes to the Financial Statements (Continued)
December 31, 2020

III. DETAILED NOTES ON ALL FUNDS (Continued)

F. LONG-TERM LIABILITIES (Continued)

Legal Debt Margin-General Obligation Bonds

Governing Authority: Parish of St. James

Property taxes:

Assessed valuation, 2020 tax rolls	\$ 675,323,797
Debt limit: 10% of assessed valuation (for any one purpose)	\$ 67,532,380

At December 31, 2020, the Parish has no outstanding bonds that exceed the legal debt limit.

Changes in Long-Term Liabilities

Long-term liability activity for the year ended December 31, 2020, was as follows:

	Beginning Balance	Additions	Reductions	Ending Balance	Due Within One Year
Governmental activities:					
Direct borrowing and placement:					
General obligation bonds	\$ 2,375,000	\$ -	\$ (370,000)	\$ 2,005,000	\$ 380,000
Certificates of indebtedness	235,000	-	(235,000)	-	-
Limited tax bonds	700,000	-	(80,000)	620,000	80,000
GOMESA revenue bonds	8,000,000	-	(245,000)	7,755,000	205,000
Other long-term liabilities:					
Capital lease obligation	98,551	-	(98,551)	-	-
Total OPEB liability	9,590,681	615,339	-	10,206,020	100,000
Net pension liability	5,018,301	-	(4,872,034)	146,267	-
Compensated absences	786,391	113,699	-	900,090	394,597
Governmental activity					
long-term liabilities	<u>\$26,803,924</u>	<u>\$ 729,038</u>	<u>\$ (5,900,585)</u>	<u>\$21,632,377</u>	<u>\$ 1,159,597</u>
Business-type activities:					
Total OPEB liability	\$ 1,459,063	\$ -	\$ (252,983)	\$ 1,206,080	\$ 15,000
Net pension liability	881,291	-	(871,986)	9,305	-
Compensated absences	149,392	1,814	-	151,206	58,395
Business type activity					
long-term liabilities	<u>\$ 2,489,746</u>	<u>\$ 1,814</u>	<u>\$ (1,124,969)</u>	<u>\$ 1,366,591</u>	<u>\$ 73,395</u>

Compensated absences are generally liquidated by the fund from which the employee's salary is paid immediately prior to the date of retirement or termination.

St. James Parish
Convent, Louisiana
Notes to the Financial Statements (Continued)
December 31, 2020

III. DETAILED NOTES ON ALL FUNDS (Continued)

F. LONG-TERM LIABILITIES (Continued)

Defeased Debt

During 2014, the Parish issued refunding bonds of \$2,530,000 to partially defease its 2005 General Obligation refunding bonds. The proceeds were deposited in an escrow account to provide for all future debt service on the 2005 series bonds until they are called on March 1, 2024. As a result, the 2005 series bonds are considered defeased, and the Parish has removed the liability from its accounts.

As of December 31, 2020, the defeased debt outstanding but removed from the government wide financial statements is \$1,190,000.

Conduit Debt

The Industrial District of the Parish has issued Pollution Control Revenue Bonds, Solid Waste Disposal Revenue Bonds, and Industrial Revenue Bonds. Obligations of the industrial districts are payable solely from the income and revenues derived from the industrial districts. These bonds do not constitute a debt or pledge of the full faith and credit of the Parish and accordingly have not been reported in the accompanying financial statements.

As of December 31, 2020, there were twelve series of Pollution Control Revenue Bonds, Solid Waste Disposal Revenue Bonds, or Industrial Revenue Bonds outstanding. The aggregate principal amount payable for the series could not be determined; however, the original issue amounts totaled \$1,140,350,000.

G. RESTRICTED ASSETS

Restricted assets as of December 31, 2020 consist of the following:

<u>Restricted Assets</u>	<u>Amount</u>	<u>Purpose</u>
Cash:		
General Fund	\$ 1,269,418	Enterprise zone rebates
St. James Gas & Water Distribution	71,701	Customer deposits
Investments:		
General Fund	5,746	Natural disaster assistance
Library	13,860	Limited tax certificates
St. James Gas & Water Distribution	500,026	Customer deposits
Total Restricted Assets	<u>\$ 1,860,751</u>	

St. James Parish
Convent, Louisiana
Notes to the Financial Statements (Continued)
December 31, 2020

III. DETAILED NOTES ON ALL FUNDS (Continued)

H. FUND BALANCES AND NET POSITION

Fund Balance

Fund Balance may be classified in the following categories: Nonspendable, Restricted, Committed, Assigned, or Unassigned. See Note I E.8 of these financial statements for definitions of these five Fund Balance categories. The detail of the composition of Nonspendable, Restricted, Committed, Assigned, and Unassigned Fund Balance as of December 31, 2020, follows:

	General Fund	Courthouse, Jail, and Public Buildings Maintenance Fund	Parishwide Drainage Maintenance	Nonmajor Governmental Funds	Total
Nonspendable:					
Prepaid expenses	\$ 20,743	\$ -	\$ -	\$ 45,919	\$ 66,662
Inventory	1,447	-	-	-	1,447
	<u>22,190</u>	<u>-</u>	<u>-</u>	<u>45,919</u>	<u>68,109</u>
Restricted:					
General government	-	12,822,571	-	-	12,822,571
Health and welfare	9,039,025	-	-	3,673,195	12,712,220
Culture and recreation	-	-	-	11,645,667	11,645,667
Debt service	-	-	-	1,212,578	1,212,578
Capital projects	-	-	-	9,291,583	9,291,583
Highways and streets	-	-	-	11,245,490	11,245,490
Public safety	-	-	7,055,922	17,378,590	24,434,512
Sanitation	-	-	-	5,266,634	5,266,634
Other purposes	-	-	-	587	587
	<u>9,039,025</u>	<u>12,822,571</u>	<u>7,055,922</u>	<u>59,714,324</u>	<u>88,631,842</u>
Committed for:					
Judicial	-	-	-	746,828	746,828
Highways and streets	-	-	-	45,618	45,618
	<u>-</u>	<u>-</u>	<u>-</u>	<u>792,446</u>	<u>792,446</u>
Assigned for:					
Judicial	-	-	-	13,701	13,701
Other purposes	-	-	-	54,207	54,207
	<u>-</u>	<u>-</u>	<u>-</u>	<u>67,908</u>	<u>67,908</u>
Unassigned	7,210,317	-	-	(43,892)	7,166,245
Total fund balance	<u>\$ 16,271,532</u>	<u>\$ 12,822,571</u>	<u>\$ 7,055,922</u>	<u>\$ 60,576,705</u>	<u>\$ 96,726,730</u>

St. James Parish
Convent, Louisiana
Notes to the Financial Statements (Continued)
December 31, 2020

III. DETAILED NOTES ON ALL FUNDS (Continued)

H. FUND BALANCES AND NET POSITION (Continued)

Net Position

Net Position may be classified in the following categories: Net investment in capital assets, Restricted, or Unrestricted. See Note I E.8 of these financial statements for definitions of these three Net Position categories. The detail of the composition of Net investment in capital assets, Restricted, and Unrestricted net position as of December 31, 2020, follows:

	Governmental Activities	Business -Type Activities	Total
Net investment in capital assets, net of related debt	\$ 60,772,724	\$ 13,846,550	\$ 74,619,274
Restricted for			
General government	12,834,848	-	12,834,848
Culture and recreation	10,575,825	-	10,575,825
Debt service	(6,735,378)	-	(6,735,378)
Capital projects	9,291,583	-	9,291,583
Health and welfare	12,556,980	-	12,556,980
Highways and streets	11,244,599	-	11,244,599
Public safety	24,154,974	-	24,154,974
Sanitation	5,254,787	-	5,254,787
Economic development and assistance	21,007	-	21,007
Other purposes	587	-	587
Unrestricted	3,692,447	13,890,350	17,582,797
	\$ 143,664,983	\$ 27,736,900	\$ 171,401,883
Total net position			

IV. OTHER INFORMATION

A. RISK MANAGEMENT

The Parish is exposed to various risks of loss related to torts; theft of, damage to, and destruction of assets; errors and omissions; injuries to employees; and natural disasters for which the Parish carries commercial insurance including: general and auto liability, errors and omissions, professional liability, law enforcement liability, workers compensation, and various property policies.

The Parish is exposed to various risks of loss related to employee health and medical claims for the employees of the Parish. The Parish established a Group Hospitalization Claims Clearing Fund (an internal service fund) to account for and finance its uninsured risks of loss. As of December 31, 2020, the Group Hospitalization Claims Clearing Fund provides coverage for up to a maximum of \$100,000 for each employee's health claims. The insurance policy will also pay aggregate claims in excess of \$3,166,984 for the policy period ending June 30, 2021. Once the aggregate claims have exceeded the aggregate amount for the policy period, the insurance policy will pay these excess claims. The maximum to be paid on these aggregate claims by the insurance company is \$1,000,000. The Parish purchases insurance for claims in excess of coverage provided by the Fund.

All funds of the Parish participate in the program and make payments to the Group Hospitalization Claims Clearing Fund based on estimates of the amounts needed to pay prior and current year claims.

St. James Parish
Convent, Louisiana
Notes to the Financial Statements (Continued)
December 31, 2020

IV. OTHER INFORMATION (Continued)

A. RISK MANAGEMENT (Continued)

The claims liability of \$250,000 reported in the Fund at December 31, 2020, is based on the requirements of Section C50 of the GASB Codification of Governmental and Financial Reporting Standards, which requires that a liability for claims be reported if information prior to the issuance of the financial statements indicates that it is probable that a liability has been incurred at the date of the financial statements and the amount of the loss can be reasonably estimated. The result of the process to estimate the claims liability is not an exact amount as it depends on many complex factors, such as inflation, changes in legal doctrines, and damage awards.

Accordingly, claims are reevaluated periodically to consider the effects of inflation, recent claim settlement trends (including frequency and amount of pay-outs), and other economic and social factors. The estimate of the claims liability also includes amounts for incremental claim adjustment expenses related to specific claims and other claim adjustment expenses regardless of whether allocated to specific claims. Changes in the Fund's claims liabilities during the past two years are as follows:

	Year Ended 12/31/20	Year Ended 12/31/19
Unpaid claims, beginning of year	\$ 290,000	\$ 290,000
Incurred claims	1,556,183	2,239,025
Claim payments	<u>(1,596,183)</u>	<u>(2,239,025)</u>
Unpaid claims, end of year	<u>\$ 250,000</u>	<u>\$ 290,000</u>

B. CONTINGENT LIABILITIES

The Parish is a defendant in various lawsuits. Although the outcome of these lawsuits is not presently determinable, in the opinion of legal counsel the resolution of these matters will not have a material adverse effect on the financial condition of the Parish.

Amounts received or receivable from grant agencies are subject to audit and adjustment by grantor agencies, principally the federal government. Any disallowed claims, including amounts already collected, may constitute a liability of the applicable funds. The amount, if any, of expenditures that may be disallowed by the grantor cannot be determined at this time although the Parish expects such amounts, if any, to be immaterial.

C. DEFINED BENEFIT PENSION PLANS

The Parish is a participating employer in three cost-sharing defined benefit pension plans. These plans are administered by three public employee retirement systems, the Parochial Employees' Retirement System of Louisiana (PERS), the District Attorneys' Retirement System (DARS), and the Registrar of Voters Employees' Retirement System (ROVERS). Article X, Section 29(F) of the Louisiana Constitution of 1974 assigns the authority to establish and amend benefit provisions of these plans to the State Legislature. Each system is administered by a separate board of trustees and all Systems are component units of the State of Louisiana.

Each of the Systems issues an annual publicly available financial report that includes financial statements and required supplementary information for the System. These reports may be obtained by writing, calling or downloading the reports as follows:

IV. OTHER INFORMATION (Continued)

C. DEFINED BENEFIT PENSION PLANS (Continued)

PERS:
7905 Wrenwood Blvd.
Baton Rouge, LA 70809
(225) 928-1361
www.persla.org

DARS:
1645 Nicholson Drive
Baton Rouge, LA 70802-8143
(225) 267-4824
www.ladars.org

ROVERS:
PO Box 57
Jennings, LA 70546
(800) 510-8515
www.larovers.com

Plan Descriptions:

Parochial Employees' Retirement System of Louisiana (PERS)

The Parochial Employees' Retirement System of Louisiana (PERS) is the administrator of a cost-sharing multiple-employer defined benefit pension plan. The System was established and provided by R.S.11:1901 of the Louisiana Revised Statute (LRS). The System provides retirement benefits to employees of taxing districts of a parish or any branch or section of a parish within the State which does not have their own retirement system and which elects to become members of the System. The System is composed of two distinct plans, Plan A and Plan B, with separate assets and benefit provisions. All employees of the Parish are members of Plan A.

District Attorneys' Retirement System (DARS)

The District Attorneys' Retirement System, State of Louisiana is the administrator of a cost-sharing multiple employer defined benefit pension plan. The System was established on the first day of August, 1956 and was placed under the management of the board of trustees for the purpose of providing retirement allowances and other benefits as stated under the provisions of R.S. 11, Chapter 3 for district attorneys and their assistants in each parish.

All persons who are district attorneys of the State of Louisiana, assistant district attorneys in any parish of the State of Louisiana, or employed by this retirement system and the Louisiana District Attorneys' Association except for elected or appointed officials who have retired from service under any publicly funded retirement system within the state and who are currently receiving benefits, shall become members as a condition of their employment; provided, however, that in the case of assistant district attorneys, they must be paid an amount not less than the minimum salary specified by the board for assistant district attorneys. The projection of benefit payments in the calculation of the total pension liability includes all benefits to be provided to current active and inactive employees through the System in accordance with the benefit terms and any additional legal agreements to provide benefits that are in force at the measurement date.

Registrar of Voters Employees' Retirement System (ROVERS)

The System was established on January 1, 1955, for the purpose of providing retirement allowances and other benefits as stated under the provisions of R.S. Title 11:2032, as amended, for registrars of voters, their deputies and their permanent employees in each parish. The projection of benefit payments in the calculation of the total pension liability includes all benefits to be provided to current active and inactive employees through the System in accordance with the benefit terms and any additional legal agreements to provide benefits that are in force at the measurement date.

IV. OTHER INFORMATION (Continued)

C. DEFINED BENEFIT PENSION PLANS (Continued)

Funding Policy

Article X, Section 29(E)(2)(a) of the Louisiana Constitution of 1974 assigns the Legislature the authority to determine employee contributions. Employer contributions are actuarially determined using statutorily established methods on an annual basis and are constitutionally required to cover the employer's portion of the normal cost and provide for the amortization of the unfunded accrued liability. Employer contributions are adopted by the Legislature annually upon recommendation of the Public Retirement Systems' Actuarial Committee (PRSAC).

Contributions to the plans are required and determined by State statute (which may be amended) and are expressed as a percentage of covered payroll. The contribution rates in effect for the year ended December 31, 2020, for the Government and covered employees were as follows:

	Government	Employees
Parochial Employees' Retirement System of Louisiana:		
Plan A	12.25%	9.50%
District Attorneys' Retirement System	4.00%	8.00%
Registrar of Voters Employees' Retirement System	18.00%	7.00%

The contributions made to the Systems for the past three fiscal years, which equaled the required contributions for each of these years, were as follows:

	December 31,		
	2020	2019	2018
Parochial Employees' Retirement System of Louisiana:			
Plan A	\$ 1,076,820	\$ 953,019	\$ 929,856
District Attorneys' Retirement System	1,676	1,103	262
Registrar of Voters Employees' Retirement System	5,163	5,019	4,876

Pension Liabilities, Pension Expense, and Deferred Outflows of Resources and Deferred Inflows of Resources Related to Pensions

The following schedule lists the Government's proportionate share of the Net Pension Liability allocated by each of the pension plans based on measurement dates of December 31, 2019, for PERS Plan A, and June 30, 2020, for DARS and ROVERS. The Government uses these measurements to record its Net Pension Liability and associated amounts as of December 31, 2020, in accordance with GASB Statement 68. The schedule also includes the proportionate share allocation rate used at December 31, 2019, along with the change compared to the December 31, 2018, rate for PERS Plan A, and at June 30, 2020, along with the change compared to the June 30, 2019, rate for DARS and ROVERS. The Government's proportion of the Net Pension Liability was based on the Agency's contributions to the pension plan relative to the contributions of all participating employers.

St. James Parish
Convent, Louisiana
Notes to the Financial Statements (Continued)
December 31, 2020

IV. OTHER INFORMATION (Continued)

C. DEFINED BENEFIT PENSION PLANS (Continued)

Pension Liabilities, Pension Expense, and Deferred Outflows of Resources and Deferred Inflows of Resources Related to Pensions (Continued)

	Net Pension Liability at Measurement Date	Rate at Measurement Date	Increase (Decrease) to Prior Year Measurement Date
Governmental Activities:			
Parochial Employees' Retirement System of Louisiana:			
Plan A	\$ 52,407	1.310950%	(0.004312)%
District Attorneys' Retirement System	53,512	0.067542%	(0.003754)%
Registrar of Voters Employees' Retirement System	40,348	0.187290%	(0.002154)%
	<u>\$ 146,267</u>		
Business-type Activities:			
Parochial Employees' Retirement System of Louisiana:			
Plan A	<u>\$ 9,305</u>	1.310950%	(0.004312)%

The following schedule lists each pension plan's recognized pension expense plus employer's amortization of change in proportionate share and differences between employer contributions and proportionate share of contributions by the Government for the year ended December 31, 2020:

	<u>Pension Expense</u>
Parochial Employees' Retirement System of Louisiana:	
Plan A	\$ 1,197,356
District Attorneys' Retirement System	15,961
Registrar of Voters Employees' Retirement System	7,466
	<u>\$ 1,220,783</u>

At December 31, 2020, the Government reported deferred outflows of resources and deferred inflows of resources related to pensions from the following sources:

	Deferred Outflows of Resources	Deferred Inflows of Resources
Differences between expected and actual experience	\$ 2,549	\$ (564,081)
Changes of assumptions	893,352	-
Net difference between projected and actual earnings on pension plan investments	9,754	(2,313,302)
Changes in proportion and differences between Employer contributions and proportionate share of contributions	22,302	(20,241)
Employer contributions subsequent to the measurement date	1,080,241	-
Total	<u>\$ 2,008,198</u>	<u>\$ (2,897,624)</u>

St. James Parish
Convent, Louisiana
Notes to the Financial Statements (Continued)
December 31, 2020

IV. OTHER INFORMATION (Continued)

C. DEFINED BENEFIT PENSION PLANS (Continued)

Pension Liabilities, Pension Expense, and Deferred Outflows of Resources and Deferred Inflows of Resources Related to Pensions (Continued)

Summary totals of deferred outflows of resources and deferred inflows of resources by pension plan:

	Deferred Outflows of Resources	Deferred Inflows of Resources
Parochial Employees' Retirement System of Louisiana:		
Plan A	\$ 1,959,949	\$ (2,877,345)
District Attorneys' Retirement System	36,340	(8,978)
Registrar of Voters Employees' Retirement System	11,909	(11,301)
	<u>\$ 2,008,198</u>	<u>\$ (2,897,624)</u>

The Parish reported a total of \$1,080,241 as a deferred outflow of resources related to pension contributions made subsequent to each plan's respective measurement period which will be recognized as a reduction in net pension liability in the year ended December 31, 2020. The following schedule lists the pension contributions made subsequent to the measurement period for each pension plan:

	Subsequent Contributions
Parochial Employees' Retirement System of Louisiana:	
Plan A	\$ 1,076,820
District Attorneys' Retirement System	840
Registrar of Voters Employees' Retirement System	2,581
	<u>\$ 1,080,241</u>

Other amounts reported as deferred outflows of resources and deferred inflows of resources related to pensions will be recognized as an increase (decrease) in pension expense as follows:

Year	PERS A	DARS	ROVERS	Total
2021	\$ (439,758)	\$ 5,362	\$ (2,182)	\$ (436,578)
2022	(569,963)	5,699	(243)	(564,507)
2023	56,991	7,165	(446)	63,710
2024	(1,041,486)	4,631	898	(1,035,957)
2025	-	3,665	-	3,665
	<u>\$ (1,994,216)</u>	<u>\$ 26,522</u>	<u>\$ (1,973)</u>	<u>\$ (1,969,667)</u>

St. James Parish
Convent, Louisiana
Notes to the Financial Statements (Continued)
December 31, 2020

IV. OTHER INFORMATION (Continued)

C. DEFINED BENEFIT PENSION PLANS (Continued)

Actuarial Assumptions

A summary of the actuarial methods and assumptions used in determining the total pension liability for each pension plan as of December 31, 2019, for PERS and June 30, 2020, for both DARS and ROVERS is as follows:

	PERS	DARS	ROVERS
Valuation Date	December 31, 2019	June 30, 2020	June 30, 2020
Actuarial Cost Method	Plan A - Entry Age Normal Plan B - Entry Age Normal	Entry Age Normal	Entry Age Normal
Actuarial Assumptions:			
Expected Remaining			
Service Lives	4 years	6 years	5 years
Investment Rate of Return	6.50% net of investment expenses	6.25% net of investment expenses	6.40% net of investment expenses
Inflation Rate	2.40% per annum	2.30% per annum	2.30% per annum
Mortality	Pub-2010 Public Retirement Plans Mortality Table for Health Retirees multiplied by 130% for males and 125% for females using MP2018 scale for annuitant and beneficiary mortality. For employees, the Pub-2010 Public Retirement Plans Mortality Table for General Employees multiplied by 130% for males and 125% for females using MP2018 scale. Pub-2010 Public Retirement Plans Mortality Table for General Disabled Retirees multiplied by 130% for males and 125% for females using MP2018 scale for disabled annuitants.	Pub-2010 Public Retirement Plans Mortality Table for General Above-Median Employees multiplied by 115% for males and females for current employees, each with full generational projection using the MP2019 scale. Pub-2010 Public Retirement Plans Mortality Table for General Above-Median Healthy Retirees multiplied by 115% for males and females for annuitants and beneficiaries, each with full generational projection using the MP2019 scale. Pub2010 Public Retirement Plans Mortality Table for General Disabled Retirees multiplied by 115% for males and females for disabled retirees, each with full generational projections using the MP2019 scale.	RP-2000 Combined Healthy Mortality Table for active members, healthy annuitants and beneficiaries. RP-2000 Disabled Lives Mortality Table for disabled annuitants.
Salary Increases	4.75% - Plan A	5.50% (2.3% Inflation, 2.7% Merit)	5.25%
Cost of Living Adjustments	The present value of future retirement benefits is based on benefits currently being paid by the System and includes previously granted cost of living increases. The present values do not include provisions for potential future increases not yet authorized by the Board of Trustees.	Only those previously granted.	The present value of future retirement benefits is based on benefits currently being paid by the System and includes previously granted cost of living increases. The present values do not include provisions for potential future increases not yet authorized by the Board of Trustees as they were deemed not to be substantively automatic.

IV. OTHER INFORMATION (Continued)

C. DEFINED BENEFIT PENSION PLANS (Continued)

Actuarial Assumptions (Continued)

The following schedule list the methods used by each of the retirement systems in determining the long term rate of return on pension plan investments:

PERS	DARS	ROVERS
The long-term expected rate of return on pension plan investments was determined using a triangulation method which integrated the capital asset pricing model (top-down), a treasury yield curve approach (bottom-up) and an equity building-block model (bottom-up). Risk return and correlations are projected on a forward looking basis in equilibrium, in which best estimates of expected future real rates of return (expected returns, net of pension plan investment expense and inflation) are developed for each major asset class. These rates are combined to produce the long-term expected rate of return by weighting the expected future real rates of return by the target asset allocation percentage and by adding expected inflation of 2.00% and an adjustment for the effect of rebalancing/diversification. The resulting expected long-term rate of return is 7.18% for the year ended December 31, 2019.	The long-term expected rate of return on pension plan investments was determined using a building-block method in which best-estimate ranges of expected future real rates of return (expected returns, net of pension plan investment expense and inflation) are developed for each major asset class. These ranges are combined to produce the long-term expected rate of return by weighting the expected future real rates of return by the target asset allocation percentage and by adding expected inflation. The resulting long-term rate of return is 8.50% for the year ended June 30, 2020.	The long-term expected rate of return on pension plan investments was determined using a building-block method in which best-estimate ranges of expected future real rates of return (expected returns, net of pension plan investment expense, and inflation) are developed for each major asset class. These ranges are combined to produce the long-term expected rate of return by weighting the expected future real rates of return by the target asset allocation percentage and by adding expected inflation. The resulting long-term rate of return is 8.75% for the year ended June 30, 2020.

St. James Parish
Convent, Louisiana
Notes to the Financial Statements (Continued)
December 31, 2020

IV. OTHER INFORMATION (Continued)

C. DEFINED BENEFIT PENSION PLANS (Continued)

Actuarial Assumptions (Continued)

The following table provides a summary of the best estimates of arithmetic/geometric real rates of return for each major asset class included in each of the Retirement Systems target asset allocations as of December 31, 2019 for PERS and as of June 30, 2020 for both DARS and ROVERS:

Asset Class	Target Allocation			Long-Term Expected Real Rate of Return		
	PERS	DARS	ROVERS	PERS	DARS	ROVERS
Equities	52.00%	48.27%	57.50%	3.41%	5.54%	4.51%
Fixed income	35.00%	24.54%	22.50%	1.05%	1.09%	0.66%
Alternatives	11.00%	26.77%	10.00%	0.61%	1.87%	0.63%
Real assets	2.00%	-	10.00%	0.11%	-	0.45%
Cash	-	0.42%	-	-	-	-
Total	<u>100%</u>	<u>100%</u>	<u>100%</u>	<u>5.18%</u>	<u>8.50%</u>	<u>6.25%</u>
Inflation				<u>2.00%</u>	<u>-</u>	<u>2.50%</u>
Expected Arithmetic Nominal Return				<u>7.18%</u>	<u>8.50%</u>	<u>8.75%</u>

Discount Rate

The projection of cash flows used to determine the discount rate assumed that plan member contributions will be made at the current contribution rate and that sponsor contributions will be made at rates equal to the difference between actuarially determined contribution rates and the member rate. Based on those assumptions, each of the pension plan's fiduciary net position was projected to be available to make all projected future benefit payments of current plan members. Therefore, the long-term expected rate of return on pension plan investments was applied to all periods of projected benefit payments to determine the total pension liability. The discount rate used to measure the total pension liability for PERS was 6.50% for the year ended December 31, 2019. The discount rate used to measure the total pension liability for DARS and ROVERS was 6.25% and 6.40%, respectively for the year ended June 30, 2020.

St. James Parish
Convent, Louisiana
Notes to the Financial Statements (Continued)
December 31, 2020

IV. OTHER INFORMATION (Continued)

C. DEFINED BENEFIT PENSION PLANS (Continued)

Sensitivity of the Employer's Proportionate Share of the Net Pension Liability (Asset) to Changes in the Discount Rate

The following table presents the Government's proportionate share of the Net Pension (NP) Liability (Asset) using the discount rate of each Retirement System as well as what the Government's proportionate share of the NP Liability (Asset) would be if it were calculated using a discount rate that is one percentage-point lower or one percentage-point higher than the current rate used by each of the Retirement Systems:

	1.0% Decrease	Current Discount Rate	1.0% Increase
PERS A			
Rates	5.50%	6.50%	7.50%
Parish's Share of NP Liability (Asset)	\$ 6,669,973	\$ 52,407	\$ (5,475,880)
DARS			
Rates	5.25%	6.25%	7.25%
Parish's Share of NP Liability (Asset)	\$ 97,749	\$ 53,512	\$ 16,442
ROVERS			
Rates	5.40%	6.40%	7.40%
Parish's Share of NP Liability (Asset)	\$ 66,260	\$ 40,348	\$ 18,264

Payables to the Pension Plan

The Government recorded accrued liabilities to each of the Retirement Systems for the year ended December 31, 2020 mainly due to the accrual for payroll at the end of each of the fiscal years. The amounts due are included in liabilities under the amounts reported as accounts, salaries and benefits. The balance due to each for the retirement systems at December 31 is as follows:

	2020
Governmental Activities:	
Parochial Employees' Retirement System of Louisiana:	
Plan A	\$ 446,232
District Attorneys' Retirement System	420
Registrar of Voters Employees' Retirement System	478
	<u>\$ 447,130</u>
Business-type Activities:	
Parochial Employees' Retirement System of Louisiana:	
Plan A	<u>\$ 70,982</u>

IV. OTHER INFORMATION (Continued)

D. DEFERRED COMPENSATION PLAN

The Parish offers its employees a deferred compensation plan created in accordance with Internal Revenue Code Section 457. The plan, available to all Parish employees, permits them to defer a portion of their salary until future years. The deferred compensation is not available to employees until termination, retirement, or unforeseeable emergency.

Effective January 3, 2000, all permanent, full-time employees of the Parish are eligible to participate in the voluntary matching deferred compensation program offered by the Parish. The program provides a yearly matching contribution, based on the employee's length of service. The maximum yearly matching contribution by the Parish is \$2,000 per employee. The Parish's contribution to the plan for the year ended December 31, 2020, was \$158,899.

E. POSTEMPLOYMENT HEALTH CARE BENEFITS (OPEB)

General Information about the OPEB Plan

Plan Description - The Parish provides certain continuing health care benefits for its retired employees. The Parish's OPEB Plan is a single-employer defined benefit OPEB plan administered by the Parish. The authority to establish and/or amend the obligation of the employer, employees and retirees rests with the Parish. No assets are accumulated in a trust that meets the criteria in Government Accounting Standards Board Codification Section P52 *Postemployment Benefits Other Than Pensions – Reporting for Benefits Not Provided Through Trusts That Meet Specified Criteria – Defined Benefit*.

Benefits Provided - Medical/dental benefits are provided through a self-insured comprehensive health benefit program. Full details are contained in the official plan documents. Medical benefits are provided to employees upon retirement according to the retirement eligibility provisions are as follows: 30 years of service at any age; age 55 and 25 years of service; age 60 and 10 years of service; or, age 65 and 7 years of service. Employees hired on or after January 1, 2007, have the following retirement eligibility provisions: 30 years of service at any age; age 62 and 10 years of service; or age 67 and 7 years of service.

Employees covered by benefit terms – At December 31, 2020, the following employees were covered by the benefit terms:

Inactive employees or beneficiaries currently receiving benefit payments	31
Inactive employees entitled to but not yet receiving benefit payments	-
Active employees	<u>184</u>
	<u>215</u>

St. James Parish
Convent, Louisiana
Notes to the Financial Statements (Continued)
December 31, 2020

IV. OTHER INFORMATION (Continued)

E. POSTEMPLOYMENT HEALTH CARE BENEFITS (OPEB) (Continued)

Total OPEB Liability

The Parish's total OPEB liability of \$11,412,100 was measured as of December 31, 2020, and was determined by an actuarial valuation as of that date.

Actuarial Assumptions and other inputs – The total OPEB liability in the December 31, 2020, actuarial valuation was determined using the following actuarial assumptions and other inputs, applied to all periods included in the measurement, unless otherwise specified:

Inflation	2.5%
Salary increases	4.0%, including inflation
Discount rate	2.74% annually (beginning of year to determine ADC)
	2.12% annually (as of end of year measurement date)
Healthcare cost trend rates	5.50% annually

The discount rate was based on the Bond Buyers' 20 Year General Obligation municipal bond index as of December 31, 2020, the end of the applicable measurement period.

Mortality rates were based on the SOA RP-2014 Table Employee/Healthy Annuitant without projection.

The actuarial assumptions used in the December 31, 2020, valuation were based on the results of ongoing evaluations of the assumptions from January 1, 2009, to December 31, 2020.

Changes in the Total OPEB Liability

Balance at December 31, 2019	<u>\$ 11,049,744</u>
Changes for the year:	
Service cost	225,562
Interest	300,901
Differences between expected and actual experience	(323,972)
Changes in assumptions	295,806
Benefit payments and net transfers	<u>(135,941)</u>
Net changes	<u>362,356</u>
Balance at December 31, 2020	<u><u>\$ 11,412,100</u></u>

The amount due within one year for the total OPEB liability is estimated to be \$115,000.

St. James Parish
Convent, Louisiana
Notes to the Financial Statements (Continued)
December 31, 2020

IV. OTHER INFORMATION (Continued)

E. POSTEMPLOYMENT HEALTH CARE BENEFITS (OPEB) (Continued)

Changes in the Total OPEB Liability (continued)

Sensitivity of the total OPEB liability to changes in the discount rate – The following presents the total OPEB liability of the Parish, as well as what the Parish's total OPEB liability would be if it were calculated using a discount rate that is 1-percentage-point lower (1.12%) or 1-percentage-point higher (3.12%) than the current discount rate:

	1.0% Decrease (1.12%)	Current Discount Rate (2.12%)	1.0% Increase (3.12%)
<u>Total OPEB liability</u>	<u>\$ 13,194,728</u>	<u>\$ 11,412,100</u>	<u>\$ 9,967,472</u>

Sensitivity of the total OPEB liability to changes in the healthcare cost trend rates – The following presents the total OPEB liability of the Parish, as well as what the Parish's total OPEB liability would be if it were calculated using healthcare cost trend rates that are 1-percentage-point lower (4.5%) or 1-percentage-point higher (6.5%) than the current healthcare trend rates:

	1.0% Decrease (4.5%)	Current Trend (5.5%)	1.0% Increase (6.5%)
<u>Total OPEB liability</u>	<u>\$ 10,261,038</u>	<u>\$ 11,412,100</u>	<u>\$ 12,847,028</u>

OPEB Expense and Deferred Outflows of Resources and Deferred Inflows of Resources Related to OPEB

For the year ended December 31, 2020, the Parish recognized OPEB expense of \$677,101. At December 31, 2020, the Parish reported deferred outflows of resources and deferred inflows of resources related to OPEB from the following sources:

	Deferred Outflows of Resources	Deferred Inflows of Resources
Differences between expected and actual experience	\$ 337,057	\$ (283,367)
Changes in assumptions	1,947,729	(688,813)
<u>Total</u>	<u>\$ 2,284,786</u>	<u>\$ (972,180)</u>

Amounts reported as deferred outflows of resources and deferred inflows of resources related to OPEB will be recognized in OPEB expense as follows:

Years Ending December 31:	
2021	\$ 150,638
2022	150,638
2023	150,638
2024	150,638
2025	156,271
Thereafter	553,783
	<u>\$ 1,312,606</u>

IV. OTHER INFORMATION (Continued)

F. PROPERTY TAX ABATEMENT

The local government is subject to certain property tax abatements granted by the Louisiana State Board of Commerce and Industry (the "State Board"), a state entity governed by board members representing major economic groups and gubernatorial appointees. Abatements to which the government may be subject include those issued for property taxes under the Industrial Tax Exemption Program ("ITEP") and the Restoration Tax Abatement Program ("RTAP"). In addition, the local government has the authority to grant sales tax rebates to taxpayers pursuant to the Enterprise Zone Tax Rebate Program ("EZ Program"). For the year ending December 31, 2020, the government participated in the Industrial Tax Exemption Program and the Enterprise Zone Tax Rebate Program.

Under the ITEP, as authorized by *Article 7, Section 21(F) of the Louisiana Constitution and Executive Order Number JBE 2016-73*, companies that qualify as manufacturers can apply to the State Board for a property tax exemption on all new property, as defined, used in the manufacturing process. Under the ITEP, companies are required to promise to expand or build manufacturing facilities in Louisiana, with a minimum investment of \$5 million. The exemptions are granted for a 5-year term and are renewable for an additional 5-year term upon approval by the State Board. In the case of the local government, these state-granted abatements have resulted in reductions of property taxes, which the tax assessor administers as a temporary reduction in the assessed value of the property involved. The abatement agreements stipulate a percentage reduction of property taxes, which can be as much as 100 percent. The local government may recapture abated taxes if a company fails to expand facilities or otherwise fails to fulfill its commitments under the agreement.

Under the EZ Program, as authorized by Louisiana Revised Statute 51:1787, companies can apply for a state or local sales tax refund on eligible spending related to a project that creates a minimum number of permanent full-time jobs within certain specified geographic areas or certain targeted groups. To qualify, a company must either create a minimum of 5 net new full-time jobs within 24 months of the project start date or increase their current nationwide workforce by 10% within the first 12 months. These new employees must be from one of four targeted groups: i) residents living within certain geographic areas; ii) people receiving an approved form of public assistance; iii) people lacking basic skills – a person performing below a ninth grade proficiency in reading, writing and math; or iv) people unemployable by traditional standards. The company must certify that their new employees fall into one of the four targeted groups. Companies accepted into the EZ Program must document the sales taxes paid on qualifying purchases during the project. Upon completion of the project, the company must submit a request to receive a rebate of those sales taxes paid on qualifying purchases. The local government is authorized to establish the percent of the sales tax subject to the rebate. A local government is strictly prohibited from rebating any sales tax that is dedicated to the repayment of bonded indebtedness or dedicated to schools.

Taxes abated for the fiscal year ended December 31, 2020, were as follows:

Tax Abatement/Refund Program	Approximate Amount of Taxes Abated During the Fiscal Year
Industrial Tax Exemption Program	\$ 20,430,000
Enterprise Zone Tax Rebate Program	220,000

IV. OTHER INFORMATION (Continued)

G. COVID-19 PANDEMIC

The world-wide pandemic associated with COVID-19 has spread across the state of Louisiana, including the Parish. COVID-19 has had a minimal impact on the operations of the Parish, but has a bigger impact on certain businesses within the Parish. The stay-at-home and social distancing orders of Federal, State and Local government authorities will have a negative impact on the economy of the Parish and its revenues. Potential revenue reductions will be offset by reductions on operating costs and strong fund balances.

H. SUBSEQUENT EVENTS

In November 2020, Equilon Enterprises, LLC announced that its Shell Convent oil refinery would be shut down and closed by May 2021. As this is the Parish's largest tax paying entity, it is estimated to possibly cause a future loss of ad valorem tax revenues of nearly \$6 million starting in 2022, as well as an estimated \$1.2 million in sales taxes in 2021. The Parish Assessor believes, even if the plant is not sold, that there will be some taxable value.

The American Rescue Plan Act of 2021 allocated certain funds for local governments. The Parish's portion of that allocation is \$4,097,651. In May 2021, the Parish received half of the allocation, or \$2,048,826, and is scheduled to receive the remaining half within the next 18 months. The majority of the funds will be spent on needed utility infrastructure upgrades.

On May 26, 2021, the Council adopted an ordinance raising water rates which will be effective January 1, 2022. The utility fund had been losing money on water sales. These losses were being subsidized with gas sales. The Council corrected this situation and also allowed for future increases in water rates which will be linked to the consumer price index (CPI). This is similar to the way gas rates are determined and adjusted.

Management has evaluated subsequent events through the date that the financial statements were available to be issued, June 25, 2021, and determined that no other events occurred that require disclosure. Events occurring after this date have not been evaluated for inclusion in the financial statements.

I. SELECTED DISCLOSURES FOR DISCRETELY PRESENTED COMPONENT UNITS

Financial reporting standards require footnote disclosures on discretely presented component units considering both the units' significance relative to the total discretely component units and the nature and significance of the units' relationship to the primary government (the Parish). As such, the following disclosures are presented:

1. St. James Parish Hospital

Deposits

State law requires collateralization of all deposits with federal depository insurance and other acceptable collateral in specific amounts. The Hospital's deposit policy for custodial credit risk requires compliance with the provisions of state law, which are to be insured or collateralized by U.S. government securities held by the pledging financial institution's trust department in the name of the Hospital.

Custodial Credit Risk - Custodial credit risk is the risk that in the event of a bank failure, the Hospital's deposits may not be returned to them. As of March 31, 2020, \$7,052,468 of the Hospital's bank balance totaling \$7,562,035 was exposed to custodial credit risk. \$250,000 of deposits, at each institution, was secured by federal deposit insurance coverage, which was not exposed to custodial credit risk. The remaining deposits, which were exposed to custodial credit risk, were secured by the pledge of securities owned by the fiscal agent bank.

St. James Parish
Convent, Louisiana
Notes to the Financial Statements (Continued)
December 31, 2020

IV. OTHER INFORMATION (Continued)

I. SELECTED DISCLOSURES FOR DISCRETELY PRESENTED COMPONENT UNITS (Continued)

1. St. James Parish Hospital (Continued)

Investments

The Hospital's investments generally are reported at fair value. The Hospital categorizes its fair value measurements within the fair value hierarchy established by generally accepted accounting principles. The hierarchy is based on valuation inputs used to measure the fair value of the asset. Level 1 inputs are quoted prices in active markets for identical assets; Level 2 inputs are significant other observable inputs; Level 3 inputs are significant unobservable inputs.

The Hospital had the following recurring fair value measurements as of March 31, 2020.

Investments by Fair Value Level	3/31/2020	Level 1	Level 2	Level 3
U.S Agencies	\$ 11,757,755	\$ 4,994,750	\$ 6,763,005	\$ -
Total	\$ 11,757,755	\$ 4,994,750	\$ 6,763,005	\$ -

The Hospital had the following investment maturities as of March 31, 2020.

Investment Type	Carrying Amount	Investment Maturities (in Years)			
		Less than 1	1-5	6-10	More than 10
U.S Agencies	\$ 11,757,755	\$ 8,772,060	\$ 2,985,695	\$ -	\$ -
Total	\$ 11,757,755	\$ 8,772,060	\$ 2,985,695	\$ -	\$ -

Interest Rate Risk – The Hospital's investment policy does not limit investment maturities as a means of managing its exposure to fair value losses arising from changing interest rates.

Credit Risk – The Hospital's investment policy, in compliance with Louisiana Revised Statute 33:2955, allows the Hospital to invest in United States Treasuries, United States Agency securities, and certificates of deposit. As of March 31, 2020, the Hospital's investment in U.S. Agencies were rated Aaa by Moody's Investors Service and AA+ by Standard & Poor's.

Concentration of Credit Risk – The Hospital's investment policy does not limit the amount the Hospital may invest in any one issuer. More than 5 percent of the Hospital's investments are in the Federal Credit Bank, the Federal Home Loan Bank, the Federal Home Loan Mortgage Corporation, the Federal Agricultural Mortgage Corporation, the Federal National Mortgage Association, and U.S. Treasury Notes or Bonds. These investments are 16 percent, 23 percent, 19 percent, 4 percent and 38 percent of total investments, respectively at March 31, 2020.

Patient Accounts Receivable

Patient accounts receivable for the Hospital at March 31, 2020, consist of the following:

Gross patient receivables	\$ 5,700,378
Less: allowance for contractual adjustments and doubtful accounts	(3,420,500)
Net patient receivables	\$ 2,279,878

St. James Parish
Convent, Louisiana
Notes to the Financial Statements (Continued)
December 31, 2020

IV. OTHER INFORMATION (Continued)

I. SELECTED DISCLOSURES FOR DISCRETELY PRESENTED COMPONENT UNITS (Continued)

1. St. James Parish Hospital (Continued)

Restricted Assets and Internally Designated Assets

The amounts reported as restricted assets for St. James Parish Hospital are comprised of cash held by the trustee bank for debt service on behalf of the Hospital related to their required long-term debt. In addition, internally designated funds for capital acquisitions are set aside under the control of the board of commissioners and may, at its discretion, use these funds for other purposes.

The restricted assets and internally designated assets, which consist of cash, certificates of deposits, and U.S. Agencies, as of March 31, 2020, are as follows:

Held by trustee for debt service	
Sinking fund	\$ 137
Reserve fund-rural development	1,055,935
Contingency fund	661,477
Rural development transfer account	69,029
Internally designated for capital acquisitions	<u>11,757,755</u>
Total restricted assets and internally designated assets	<u>\$ 13,544,333</u>

Capital Assets

Activity for St. James Parish Hospital for the year ended March 31, 2020, was as follows:

	March 31, 2019	Additions	Disposals	March 31, 2020
Capital assets not being depreciated:				
Land	\$ 1,227,036	\$ 253,879	\$ -	\$ 1,480,915
Construction in progress	<u>92,939</u>	<u>1,181,209</u>	<u>(93,727)</u>	<u>1,180,421</u>
Total capital assets not being depreciated	<u>1,319,975</u>	<u>1,435,088</u>	<u>(93,727)</u>	<u>2,661,336</u>
Capital assets being depreciated:				
Building and improvements	24,702,529	-	-	24,702,529
Equipment	<u>10,255,357</u>	<u>729,809</u>	<u>(264,300)</u>	<u>10,720,866</u>
Total capital assets being depreciated	<u>34,957,886</u>	<u>729,809</u>	<u>(264,300)</u>	<u>35,423,395</u>
Less: Total accumulated depreciation	<u>(18,706,560)</u>	<u>(1,409,064)</u>	<u>249,961</u>	<u>(19,865,663)</u>
Total capital assets being depreciated, net	<u>16,251,326</u>	<u>(679,255)</u>	<u>(14,339)</u>	<u>15,557,732</u>
Business-type activities capital assets, net	<u>\$ 17,571,301</u>	<u>\$ 755,833</u>	<u>\$ (108,066)</u>	<u>\$ 18,219,068</u>

Depreciation expense of \$1,409,064 was charged to operating expenses.

St. James Parish
Convent, Louisiana
Notes to the Financial Statements (Continued)
December 31, 2020

IV. OTHER INFORMATION (Continued)

I. SELECTED DISCLOSURES FOR DISCRETELY PRESENTED COMPONENT UNITS (Continued)

1. St. James Parish Hospital (Continued)

Long-Term Liabilities

Long-term liability activity for St. James Parish Hospital for the year ended March 31, 2020, was as follows:

	Balance March 31, 2019	Additions	Retirements	Balance March 31, 2020	Due Within One Year
Revenue Bonds					
Series 2008 R-1	\$ 6,597,047	\$ -	\$ (118,237)	\$ 6,478,810	\$ 123,596
Series 2014	5,465,729	-	(460,411)	5,005,318	474,841
Total Debt	<u>\$ 12,062,776</u>	<u>\$ -</u>	<u>\$ (578,648)</u>	<u>\$ 11,484,128</u>	<u>\$ 598,437</u>

On July 2, 2008, the Hospital issued \$7,600,000 of Revenue Bonds, Series 2008 R-1, as a single, fully-registered bond issue, payable through July 2, 2048, at an interest rate of 4.125%.

On June 4, 2014, the Hospital issued \$7,470,000 of Hospital Revenue Refunding Bonds, Series 2014, as a single, fully-registered bond issue, payable through June 2, 2029, at an interest rate of 3.09% to current refund \$8,185,000 of outstanding 2008 Series A-D bonds with an average interest rate of 7.80%. The proceeds of \$7,470,000, together with internal funds of \$1,856,370 (which includes monies in the existing sinking fund, a call premium, a forward fee, and accrued interest), were used to secure the repayment of the outstanding 2008 Series bonds. As a result, the 2008 Series bonds are considered to be defeased and the liability for those bonds has been removed from the general long-term debt account group.

The current refunding resulted in a difference between the reacquisition price and the net carrying amount of the old debt of \$1,176,708. This difference, reported in the accompanying financial statements as a deferred outflow of resources, is being charged to operations through the year 2030 using the straight-line method. For the year ended March 31, 2020, the deferred amount on refunding totaled \$719,100.

The bonds are collateralized by a pledge of the Hospital Service District's revenue, land, building and improvements, and personal property thereon. Under the terms of the revenue note indenture, the Hospital is required to maintain certain deposits with a trustee. Such deposits are included in restricted and internally designated assets in the statements of net position. These funds are maintained at the Trustee and require monthly funding by the Hospital Service District. The revenue note indenture also requires that the Hospital satisfy certain measures of financial performance as long as the notes are outstanding. The Hospital was in compliance with all covenants of its outstanding bond issues at March 31, 2020.

St. James Parish
Convent, Louisiana
Notes to the Financial Statements (Continued)
December 31, 2020

IV. OTHER INFORMATION (Continued)

I. SELECTED DISCLOSURES FOR DISCRETELY PRESENTED COMPONENT UNITS (Continued)

1. St. James Parish Hospital (Continued)

Long-Term Liabilities (Continued)

Scheduled interest and principal payments on long-term debt at March 31, 2020, are as follows:

FYE March 31	Revenue Bonds	
	Principal	Interest
2021	\$ 598,437	\$ 412,893
2022	618,516	392,815
2023	639,278	372,052
2024	660,750	350,581
2025	682,954	328,376
2026-2030	3,303,394	1,286,144
2031-2035	1,014,653	927,907
2036-2040	1,246,627	695,933
2041-2045	1,531,639	410,921
2046-2049	1,187,880	84,008
	<u>\$11,484,128</u>	<u>\$ 5,261,630</u>

Pension Plan

Plan Description

The Hospital is a member of the Parochial Employees' Retirement System of Louisiana ("PERS" or the "System"), a cost-sharing multiple-employer defined benefit pension plan. All full-time, permanent employees working at least 28 hours per week who are paid wholly or in part from the Hospital's funds are eligible to participate in PERS Plan B ("Plan B").

Under PERS Plan B, any member can retire providing he/she meets one of the following:

For employees hired prior to January 1, 2007:

1. Age 55 with thirty (30) years of creditable service
2. Age 60 with a minimum of ten (10) years of creditable service
3. Age 65 with a minimum of seven (7) years of creditable service

For employees hired after January 1, 2007:

1. Age 55 with thirty (30) years of service
2. Age 62 with ten (10) years of service
3. Age 67 with seven (7) years of service

Generally, the monthly amount of the retirement allowance for any member of Plan B shall consist of an amount equal to two (2) percent of the member's final average compensation multiplied by his years of creditable service. However, under certain conditions, as outlined in the statutes, the benefits are limited to specified amounts. The System also provides death and disability benefits. Benefits are established by state statute.

IV. OTHER INFORMATION (Continued)

I. SELECTED DISCLOSURES FOR DISCRETELY PRESENTED COMPONENT UNITS (Continued)

1. St. James Parish Hospital (Continued)

Pension Plan (Continued)

Plan Description (Continued)

The System issues a publicly available financial report that includes financial statements and required supplementary information.

That report may be obtained by writing to the Parochial Employees' Retirement System, Post Office Box 14619, Baton Rouge, Louisiana 70898-4619, accessed via internet at www.persla.gov, or calling (225) 928-1361.

Contributions

Contributions to Plan B include one-fourth of one percent of the taxes shown to be collectible by the tax rolls of each parish except Orleans and East Baton Rouge parishes. Plan B members are required to contribute 3 percent of their annual covered salary. The Hospital is required to contribute at an actuarially determined rate. The current rate is 7.5 percent of annual covered salary for the year ended March 31, 2020. As provided by LRS 11:103, the employer contributions are determined by actuarial valuation and are subject to change each year based on the results of the valuation of the prior year. The Hospital's contributions to Plan B for the years ended March 31, 2020 and 2019 were \$720,500 and 736,059, respectively, which is equal to the required contribution.

Net Pension Liability

At March 31, 2020, the Hospital reported a net pension asset of \$619,701 for its proportionate share of the net pension liability. The net pension liability was measured as of December 31, 2019, and was determined by actuarial valuation as of that date. The Hospital's proportion of the net pension liability was based on a projection of the Hospital's long-term share of contributions to the pension plan relative to the projected contributions of all municipalities, actuarially determined. At December 31, 2019, the Hospital's proportion was 8.565762%.

For the year ended March 31, 2020, the Hospital recognized pension expense of \$700,210. At March 31, 2020, the Hospital reported deferred outflows of resources and deferred inflows of resources related to its pension from the following sources:

	Deferred Outflows of Resources	Deferred Inflows of Resources
Differences between expected and actual experience	\$ 18,340	\$ 264,293
Net difference between projected and actual earnings on pension plan investments	-	1,294,003
Changes in assumptions	365,599	-
Changes in proportion and differences between Hospital change in proportion	3,262	18,058
Pension contributions subsequent to measurement date	167,966	-
	<u>\$ 555,167</u>	<u>\$ 1,576,354</u>

IV. OTHER INFORMATION (Continued)

I. SELECTED DISCLOSURES FOR DISCRETELY PRESENTED COMPONENT UNITS (Continued)

1. St. James Parish Hospital (Continued)

Pension Plan (Continued)

Net Pension Liability (Continued)

In the year ended March 31, 2020, \$167,966 reported as deferred outflows of resources related to pensions resulting from the Hospital's contributions subsequent to the measurement date will be recognized as an addition (reduction) of the net pension liability.

Other amounts reported as deferred outflows of resources and deferred inflows of resources related to pensions will be recognized as an expense in pension expense/(benefit) as follows:

Year Ending	Amount
2021	\$ (341,118)
2022	(361,614)
2023	103,631
2024	(590,052)
Total	<u>\$ (1,189,153)</u>

Actuarial Assumptions

A summary of the actuarial methods and assumptions used in determining the net position liability as of March 31, 2020, is as follows:

Valuation Date	December 31, 2019
Actuarial Cost Method	Entry Age Normal
Investment Return	6.50% (net of Investment Expense including inflation)
Expected Remain Service Life	4 Years
Projected Salary Increase	4.25% (1.85% Merit / 2.40% Inflation)
Cost of Living Adjustments	The present value of future retirement benefits is based on benefits currently being paid by the System and includes previously granted cost of living increases. The present values do not include provisions for potential future increases not yet authorized by the Board of Trustees.
Mortality	PUB--2010 Public Retirement Plans Mortality Table for General Employees selected for employees. Pub-2010 Public Retirement Plans Mortality Table for Healthy Retirees were selected for annuitants and beneficiaries. PUB--2010 Public Retirement Plans Mortality Table for General Disabled Retirees was selected for disabled annuitants.

IV. OTHER INFORMATION (Continued)

I. SELECTED DISCLOSURES FOR DISCRETELY PRESENTED COMPONENT UNITS (Continued)

1. St. James Parish Hospital (Continued)

Pension Plan (Continued)

Actuarial Assumptions (Continued)

Best estimates of arithmetic real rates of return for each major asset class included in the System's target asset allocation as of December 31, 2019, are summarized in the following table:

<u>Asset Class</u>	<u>Target Asset Allocation</u>	<u>Long-Term Expected Portfolio Real Rate of Return</u>
Fixed Income	35%	1.22%
Equity	52%	3.45%
Alternatives	11%	0.65%
Real Assets	2%	0.11%
	<u>100%</u>	<u>5.43%</u>
Inflation		2.00%
Expected Arithmetic Normal Return		<u>7.43%</u>

The long-term expected rate of return on pension plan investments was determined using a triangulation method which integrated the CAPM pricing model (top-down), a treasury yield curve approach (bottom-up), and an equity building-block model (bottom-up). Risk return and correlations are projected on a forward looking basis in equilibrium, in which best estimates of expected future real rates of return (expected returns, net of pension plan investment expense and inflation) are developed for each major asset class. These rates are combined to produce the long-term expected rate of return by weighting the expected future real rates of return by the target asset allocation percentage and by adding expected inflation of 2.00% and an adjustment for the effect of rebalancing/diversification. The resulting expected long-term rate of return is 7.43%, for the year ended December 31, 2019.

The discount rate used to measure the total pension liability was 6.50% for Plan B. The projection of cash flows used to determine the discount rate assumed that contributions from plan members will be made at the current contribution rates and that contributions from participating employers and non-employer contributing entities will be made at the actuarially determined contribution rates, which are calculated in accordance with relevant statutes and approved by the Board of Trustees and the Public Retirement System's Actuarial Committee. Based on those assumptions, the System's fiduciary net position was projected to be available to make all projected future benefit payments of current plan members. Therefore, the long-term expected rate of return on pension plan investments was applied to all periods of projected benefit payments to determine the total pension liability.

IV. OTHER INFORMATION (Continued)

I. SELECTED DISCLOSURES FOR DISCRETELY PRESENTED COMPONENT UNITS (Continued)

1. St. James Parish Hospital (Continued)

Pension Plan (Continued)

Sensitivity of the Hospital's Proportionate Share of the Net Pension Asset (Liability) to Changes in the Discount Rate

The following presents the net pension asset (liability) of the Hospital as of March 31, 2020, using the discount rate of 6.50%:

	1% Decrease (5.50%)	Current Discount Rate (6.50%)	1% Increase (7.50%)
Hospital's proportionate share of the net pension asset (liability)	\$ (3,329,046)	\$ 619,701	\$ 3,920,141

Patient Service Revenue

The Hospital has agreements with third-party payors providing payments to the Hospital at amounts different from the Hospital's established rates. A summary of the payment arrangements with major third-party payors follows:

Medicare – Since obtaining critical access designation, inpatient and outpatient services rendered to Medicare programs beneficiaries are reimbursed under cost reimbursement methodologies. The Hospital is reimbursed by the Medicare fiscal intermediary at a tentative interim rate with final settlement determined with the submission of annual cost reports and audits. The Hospital's Medicare cost reports have been filed with the Medicare fiscal intermediary through March 31, 2020. Desk reviews have been performed on reports issued through March 31, 2017.

Medicaid – Inpatient and outpatient services rendered to Medicaid program beneficiaries are reimbursed under a cost reimbursement methodology. The Hospital is reimbursed at a tentative rate with final settlement determined after submission of annual cost reports by the Hospital and audits thereof by the Medicaid fiscal intermediary. The Hospital's Medicaid cost reports have been filed with the fiscal intermediary through March 31, 2020. A desk review has been performed on Medicaid reports issued through March 31, 2017.

The Hospital has also entered into payment agreements with certain commercial insurance carriers, health management organizations, and preferred provider organizations. The basis for payment to the Hospital under these agreements includes prospectively determined rates per discharge, discounts from established charges, prospectively determined daily rates, and Medicare fee schedules.

The Hospital is located in Litcher, Louisiana and grants credits without personal collateral to its patients and their insurance companies, most of whom are residents in the area. The mix of patient service revenues as of March 31, 2020, is as follows:

Medicare	17%
Medicare Advantage	27
Medicaid	26
Commercial Providers	26
Self-pay	4
	<u>100%</u>

IV. OTHER INFORMATION (Continued)

I. SELECTED DISCLOSURES FOR DISCRETELY PRESENTED COMPONENT UNITS (Continued)

1. St. James Parish Hospital (Continued)

Insurance Programs

Risk Management

The Hospital is exposed to various risks of loss related to torts; theft of, damage to, and destruction of assets; errors and omissions; injuries to employees; and natural disasters. The Hospital is a member of two separate trust funds established by the Louisiana Hospital Association that encompasses self-insurance of (1) hospital professional liability and comprehensive general liability, and (2) statutory workers' compensation. The Hospital carries commercial insurance for all other risk of loss.

The trust funds for professional liability/comprehensive general liability and statutory workers' compensation are pooling arrangements whereby there is a sharing of risk among the participants of the trust funds. The Hospital reports its premiums as insurance expenditures and expenses these premiums over the pro rata periods involved.



**REQUIRED SUPPLEMENTARY INFORMATION OTHER
THAN MANAGEMENT'S DISCUSSION AND ANALYSIS**



MAJOR GOVERNMENTAL FUNDS

General Fund

The General Fund is the principal fund of the Parish and is used to account for resources traditionally associated with government which are not required legally or by sound financial management to be accounted for in another fund.

Courthouse, Jail, and Public Buildings Maintenance Fund

The Courthouse, Jail, and Public Buildings Maintenance Fund accounts for the operation and maintenance of the public buildings in the Parish. Financing is provided by property taxes and state revenue sharing.

Parishwide Drainage Maintenance Fund

The Parishwide Drainage Maintenance Fund accounts for the operations and maintenance of all Parish drainage projects. Major means of financing is provided by property taxes and state revenue sharing.

St. James Parish
Convent, Louisiana
General Fund
Schedule of Revenues, Expenditures, and Changes in Fund Balances
Budget and Actual
For the Year Ended December 31, 2020

	Budget		Actual	Variance with Final Budget Positive (Negative)
	Original	Final		
Revenues:				
Taxes:				
Property	\$ 4,402,900	\$ 4,437,000	\$ 4,777,958	\$ 340,958
Voluntary payments in lieu of taxes	490,000	500,000	587,826	87,826
Sales and use	1,964,200	1,767,800	1,789,392	21,592
Alcoholic beverages (beer)	19,300	19,300	20,676	1,376
Licenses and permits	929,800	882,300	951,972	69,672
Intergovernmental:				
Federal	22,900	22,900	158,645	135,745
State	619,300	411,800	514,298	102,498
Local	213,500	181,100	165,205	(15,895)
Interest	161,500	98,900	87,509	(11,391)
Other	715,900	733,215	904,108	170,893
Total revenues	<u>9,539,300</u>	<u>9,054,315</u>	<u>9,957,589</u>	<u>903,274</u>
Expenditures:				
Current:				
General government	4,970,100	4,772,100	4,467,956	304,144
Public safety	947,900	835,400	706,488	128,912
Public housing	2,500	1,000	560	440
Health and welfare	1,988,000	1,779,900	1,723,764	56,136
Economic development	570,800	379,500	287,662	91,838
Capital outlay	300,000	168,300	68,126	100,174
Total expenditures	<u>8,779,300</u>	<u>7,936,200</u>	<u>7,254,556</u>	<u>681,644</u>
Excess (deficiency) of revenues over (under) expenditures before other financing sources (uses)	<u>760,000</u>	<u>1,118,115</u>	<u>2,703,033</u>	<u>1,584,918</u>
Other financing sources (uses):				
Operating transfers out	<u>(1,723,600)</u>	<u>(1,069,300)</u>	<u>(1,087,711)</u>	<u>(18,411)</u>
Total other financing sources (uses)	<u>(1,723,600)</u>	<u>(1,069,300)</u>	<u>(1,087,711)</u>	<u>(18,411)</u>
Net change in fund balance	(963,600)	48,815	1,615,322	1,566,507
Fund balance, beginning of year	13,178,363	14,656,207	14,656,210	3
Fund balance, end of year	<u>\$ 12,214,763</u>	<u>\$ 14,705,022</u>	<u>\$ 16,271,532</u>	<u>\$ 1,566,510</u>

St. James Parish
Convent, Louisiana
Courthouse, Jail, and Public Buildings Maintenance Fund
Schedule of Revenues, Expenditures, and Changes in Fund Balances
Budget and Actual
For the Year Ended December 31, 2020

	Budget		Actual	Variance with Final Budget Positive (Negative)
	Original	Final		
Revenues:				
Taxes:				
Property	\$ 3,069,000	\$ 3,095,700	\$ 3,326,552	\$ 230,852
Intergovernmental:				
State	14,000	13,700	13,779	79
Local	-	200	294	94
Interest	161,200	86,600	82,220	(4,380)
Other	400	-	429	429
Total revenues	<u>3,244,600</u>	<u>3,196,200</u>	<u>3,423,274</u>	<u>227,074</u>
Expenditures:				
Current:				
General government	2,959,500	1,983,400	1,935,293	48,107
Public safety	143,000	234,200	128,830	105,370
Capital outlay	290,000	834,000	211,876	622,124
Total expenditures	<u>3,392,500</u>	<u>3,051,600</u>	<u>2,275,999</u>	<u>775,601</u>
Excess (deficiency) of revenues over (under) expenditures before other financing sources (uses)	<u>(147,900)</u>	<u>144,600</u>	<u>1,147,275</u>	<u>1,002,675</u>
Other financing sources (uses):				
Operating transfers in	-	94,100	-	(94,100)
Operating transfers out	<u>(2,500,000)</u>	<u>-</u>	<u>-</u>	<u>-</u>
Total other financing sources (uses)	<u>(2,500,000)</u>	<u>94,100</u>	<u>-</u>	<u>(94,100)</u>
Net change in fund balance	(2,647,900)	238,700	1,147,275	908,575
Fund balance, beginning of year	<u>11,130,957</u>	<u>11,675,297</u>	<u>11,675,296</u>	<u>(1)</u>
Fund balance, end of year	<u>\$ 8,483,057</u>	<u>\$ 11,913,997</u>	<u>\$ 12,822,571</u>	<u>\$ 908,574</u>

St. James Parish
Convent, Louisiana
Parishwide Drainage Maintenance Fund
Schedule of Revenues, Expenditures, and Changes in Fund Balances
Budget and Actual
For the Year Ended December 31, 2020

	Budget		Actual	Variance with Final Budget Positive (Negative)
	Original	Final		
Revenues:				
Taxes:				
Property	\$ 1,852,600	\$ 1,868,800	\$ 2,009,227	\$ 140,427
Intergovernmental:				
Federal	3,109,000	17,200	35,480	18,280
State	17,300	529,000	772,055	243,055
Local	-	112,500	101,915	(10,585)
Interest	101,000	60,700	52,857	(7,843)
Total revenues	<u>5,079,900</u>	<u>2,588,200</u>	<u>2,971,534</u>	<u>383,334</u>
Expenditures:				
Current:				
Public safety	8,653,800	4,430,500	2,660,560	1,769,940
Capital outlay	140,000	1,020,000	890,024	129,976
Total expenditures	<u>8,793,800</u>	<u>5,450,500</u>	<u>3,550,584</u>	<u>1,899,916</u>
Excess (deficiency) of revenues over (under)				
expenditures before other financing sources (uses)	<u>(3,713,900)</u>	<u>(2,862,300)</u>	<u>(579,050)</u>	<u>2,283,250</u>
Total other financing sources (uses)	<u>-</u>	<u>-</u>	<u>-</u>	<u>-</u>
Net change in fund balance	(3,713,900)	(2,862,300)	(579,050)	2,283,250
Fund balance, beginning of year	7,332,021	7,634,972	7,634,972	-
Fund balance, end of year	<u>\$ 3,618,121</u>	<u>\$ 4,772,672</u>	<u>\$ 7,055,922</u>	<u>\$ 2,283,250</u>

St. James Parish
Convent, Louisiana
Schedule of Changes in Total Other Postemployment Benefits Liability and Related Ratios
December 31, 2020

Financial statement reporting date	December 31, 2018	December 31, 2019	December 31, 2020
Measurement date	December 31, 2018	December 31, 2019	December 31, 2020
Total OPEB Liability			
Service cost	\$ 191,373	\$ 164,616	\$ 225,562
Interest	315,976	344,095	300,901
Difference between expected and actual experience	(31,457)	195,429	(323,972)
Changes of assumptions	(895,456)	2,091,326	295,806
Benefit payments	(469,893)	(276,548)	(135,941)
Net change in total OPEB liability	<u>(889,457)</u>	<u>2,518,918</u>	<u>362,356</u>
Total OPEB liability - beginning	<u>9,420,283</u>	<u>8,530,826</u>	<u>11,049,744</u>
Total OPEB liability - ending	<u><u>\$ 8,530,826</u></u>	<u><u>\$ 11,049,744</u></u>	<u><u>\$ 11,412,100</u></u>
Covered payroll	\$ 6,683,335	\$ 6,950,668	\$ 7,726,745
Net OPEB liability as a percentage of covered payroll	127.64%	158.97%	147.70%

This schedule is intended to report information for 10 years. Additional years will be displayed as they become available.

St. James Parish
Convent, Louisiana
Schedule of Proportionate Share of the Net Pension Liability for the Retirement Systems
For the Year Ended December 31, 2020 (*)

Pension Plan	Year (*)	Employer's Proportion of the Net Pension Liability (Asset)	Employer's Proportionate Share of the Net Pension Liability (Asset)		Employer's Covered Payroll	Employer's Proportionate Share of the Net Pension Liability (Asset) as a Percentage of its Employer's Covered Payroll	Plan Fiduciary Net Position as a Percentage of the Total Pension Liability
			Governmental Activities	Business Activities			
Parochial Employees' Retirement System of Louisiana Plan A							
	2020	1.3110%	\$ 52,407	\$ 9,305	\$ 8,287,107	0.7447%	99.89%
	2019	1.3153%	4,956,314	881,291	8,085,694	72.1967%	88.86%
	2018	1.2758%	(810,186)	(136,788)	7,852,894	-12.0589%	101.98%
	2017	1.3102%	2,341,423	356,891	7,770,042	34.7271%	94.15%
	2016	1.4037%	3,219,285	475,649	8,048,241	45.9098%	92.23%
	2015	1.3896%	333,995	45,934	7,792,033	4.8759%	99.15%
District Attorneys' Retirement System							
	2020	0.0675%	\$ 53,512	\$ -	\$ 41,876	127.7868%	84.86%
	2019	0.0713%	22,936	-	42,001	54.6082%	93.13%
	2018	0.0690%	22,204	-	42,915	51.7395%	92.92%
	2017	0.0741%	19,990	-	45,044	44.3788%	93.57%
	2016	0.1190%	22,783	-	72,047	31.6224%	95.09%
	2015	0.1247%	6,714	-	73,088	9.1862%	98.56%
Registrar of Voters Employees' Retirement System of Louisiana							
	2020	0.1873%	\$ 40,348	\$ -	\$ 28,861	139.8011%	83.32%
	2019	0.2088%	39,051	-	28,681	136.1563%	84.83%
	2018	0.2067%	48,797	-	28,681	170.1370%	80.57%
	2017	0.2184%	47,938	-	29,908	160.2849%	80.51%
	2016	0.2168%	61,522	-	29,784	206.5606%	73.98%
	2015	0.2114%	51,779	-	28,681	180.5342%	76.86%

Schedule is intended to show information for 10 years. Additional years will be displayed as they become available.

(*) The amounts presented have a liability measurement date as follows:

Measurement Date	Pension Plan
December 31 of the prior year	Parochial Employees' Retirement System of Louisiana Plan A
June 30 of the year ended	District Attorneys' Retirement System
June 30 of the year ended	Registrar of Voters Employees' Retirement System of Louisiana

St. James Parish
Schedule of Contributions to Each Retirement System
Defined Benefit Cost Sharing Plans Only
For the Year Ended December 31, 2020

Pension Plan	Year	Contractually Required Contribution ¹	Contributions in Relation to Contractually Required Contribution ²	Contribution Deficiency (Excess)	Employer's Covered Payroll ³	Contributions as a % of Employer's Covered Payroll
Parochial Employees' Retirement System of Louisiana Plan A						
	2020	\$ 1,076,820	\$ 1,076,820	\$ -	\$ 8,790,364	12.2500%
	2019	953,019	953,019	-	8,287,107	11.5000%
	2018	929,856	929,856	-	8,085,694	11.5000%
	2017	981,613	981,613	-	7,852,894	12.5000%
	2016	1,010,105	1,010,105	-	7,770,042	13.0000%
	2015	1,166,995	1,166,995	-	8,048,241	14.5000%
District Attorneys' Retirement System						
	2020	\$ 1,676	\$ 1,676	\$ -	\$ 41,876	4.0023%
	2019	1,103	1,103	-	42,001	2.6261%
					(1.25% for 6 months & 4% for 6 months)	
	2018	262	262	-	42,001	0.6238%
					(0.0% for 6 months & 1.25% for 6 months)	
	2017	-	-	-	43,791	0.0000%
	2016	1,187	1,187	-	57,101	2.0788%
					(3.5% for 6 months & 0% for 6 months)	
	2015	4,056	4,056	-	77,001	5.2675%
					(7% for 6 months & 3.5% for 6 months)	
Registrar of Voters Employees' Retirement System of Louisiana						
	2020	\$ 5,163	\$ 5,163	\$ -	\$ 28,681	18.0015%
	2019	5,019	5,019	-	28,681	17.4994%
					(17% for 6 months & 18% for 6 months)	
	2018	4,876	4,876	-	28,681	17.0000%
	2017	5,551	5,551	-	29,908	18.5603%
					(20.0% for 6 months & 17.0% for 6 months)	
	2016	6,095	6,095	-	28,681	21.2510%
					(22.5% for 6 months & 20.0% for 6 months)	
	2015	6,955	6,955	-	29,784	23.3515%
					(24.25% for 6 months & 22.5% for 6 months)	

Schedule is intended to show information for 10 years. Additional years will be displayed as they become available.

For reference only:

¹ Employer contribution rate multiplied by employer's covered payroll

² Actual employer contributions remitted to Retirement Systems

³ Employer's covered payroll amount for each of the years ended December 31

St. James Parish
Convent, Louisiana
Notes to Required Supplementary Information
For the Year Ended December 31, 2020

CHANGES IN BENEFIT TERMS RELATED TO DEFINED PENSION PLANS

Parochial Employees' Retirement System of Louisiana Plan A

There were no changes of benefit terms for the years presented.

District Attorneys' Retirement System

There were no changes of benefit terms for the years presented.

Registrar of Voters Employees' Retirement System of Louisiana

There were no changes of benefit terms for the years presented.

CHANGES IN ASSUMPTIONS RELATED TO DEFINED PENSION PLANS

Parochial Employees' Retirement System of Louisiana Plan A

The following changes in actuarial assumptions for each year are as follows:

Discount Rate:

Measurement			
Year End	date	Rate	Change
12/31/2020	12/31/2019	6.50%	0.00%
12/31/2019	12/31/2018	6.50%	-0.25%
12/31/2018	12/31/2017	6.75%	-0.25%
12/31/2017	12/31/2016	7.00%	0.00%
12/31/2016	12/31/2015	7.00%	-0.25%
12/31/2015	12/31/2014	7.25%	0.00%
12/31/2014	12/31/2013	7.25%	

Merit:

Measurement			
Year End	date	Rate	Change
12/31/2020	12/31/2019	2.35%	0.00%
12/31/2019	12/31/2018	2.35%	-0.40%
12/31/2018	12/31/2017	2.75%	0.00%
12/31/2017	12/31/2016	2.75%	0.00%
12/31/2016	12/31/2015	2.75%	0.00%
12/31/2015	12/31/2014	2.75%	0.25%
12/31/2014	12/31/2013	2.50%	

Inflation Rate:

Measurement			
Year End	date	Rate	Change
12/31/2020	12/31/2019	2.40%	-0.10%
12/31/2019	12/31/2018	2.40%	-0.10%
12/31/2018	12/31/2017	2.50%	0.00%
12/31/2017	12/31/2016	2.50%	0.00%
12/31/2016	12/31/2015	2.50%	-0.50%
12/31/2015	12/31/2014	3.00%	-0.25%
12/31/2014	12/31/2013	3.25%	

Investment rate of return:

Measurement			
Year End	date	Rate	Change
12/31/2020	12/31/2019	6.50%	-0.25%
12/31/2019	12/31/2018	6.50%	-0.25%
12/31/2018	12/31/2017	6.75%	-0.25%
12/31/2017	12/31/2016	7.00%	0.00%
12/31/2016	12/31/2015	7.00%	-0.25%
12/31/2015	12/31/2014	7.25%	0.00%
12/31/2014	12/31/2013	7.25%	

Salary Increases:

Measurement			
Year End	date	Rate	Change
12/31/2020	12/31/2019	4.75%	0.00%
12/31/2019	12/31/2018	4.75%	-0.50%
12/31/2018	12/31/2017	5.25%	0.00%
12/31/2017	12/31/2016	5.25%	0.00%
12/31/2016	12/31/2015	5.25%	-0.50%
12/31/2015	12/31/2014	5.75%	0.00%
12/31/2014	12/31/2013	5.75%	

St. James Parish
Convent, Louisiana
Notes to Required Supplementary Information
For the Year Ended December 31, 2020

CHANGES IN ASSUMPTIONS RELATED TO DEFINED PENSION PLANS (Continued)

District Attorneys' Retirement System

The following changes in actuarial assumptions for each year are as follows:

Discount Rate:

Measurement			
Year End	date	Rate	Change
12/31/2020	6/30/2020	6.25%	-0.25%
12/31/2019	6/30/2019	6.50%	0.00%
12/31/2018	6/30/2018	6.50%	-0.25%
12/31/2017	6/30/2017	6.75%	-0.25%
12/31/2016	6/30/2016	7.00%	0.00%
12/31/2015	6/30/2015	7.00%	-0.25%
12/31/2014	6/30/2014	7.25%	

Merit:

Measurement			
Year End	date	Rate	Change
12/31/2020	6/30/2020	2.70%	-0.40%
12/31/2019	6/30/2019	3.10%	0.00%
12/31/2018	6/30/2018	3.10%	0.10%
12/31/2017	6/30/2017	3.00%	0.00%
12/31/2016	6/30/2016	3.00%	0.00%
12/31/2015	6/30/2015	3.00%	-0.50%
12/31/2014	6/30/2014	3.50%	

Inflation Rate:

Measurement			
Year End	date	Rate	Change
12/31/2020	6/30/2020	2.30%	-0.10%
12/31/2019	6/30/2019	2.40%	0.00%
12/31/2018	6/30/2018	2.40%	-0.10%
12/31/2017	6/30/2017	2.50%	0.00%
12/31/2016	6/30/2016	2.50%	0.00%
12/31/2015	6/30/2015	2.50%	-0.25%
12/31/2014	6/30/2014	2.75%	

Investment rate of return:

Measurement			
Year End	date	Rate	Change
12/31/2020	6/30/2020	6.25%	-0.25%
12/31/2019	6/30/2019	6.50%	0.00%
12/31/2018	6/30/2018	6.50%	-0.25%
12/31/2017	6/30/2017	6.75%	-0.25%
12/31/2016	6/30/2016	7.00%	0.00%
12/31/2015	6/30/2015	7.00%	-0.25%
12/31/2014	6/30/2014	7.25%	

Salary Increases:

Measurement			
Year End	date	Rate	Change
12/31/2020	6/30/2020	5.50%	0.00%
12/31/2019	6/30/2019	5.50%	0.00%
12/31/2018	6/30/2018	5.50%	0.00%
12/31/2017	6/30/2017	5.50%	0.00%
12/31/2016	6/30/2016	5.50%	0.00%
12/31/2015	6/30/2015	5.50%	-0.75%
12/31/2014	6/30/2014	6.25%	

St. James Parish
Convent, Louisiana
Notes to Required Supplementary Information
For the Year Ended December 31, 2020

CHANGES IN ASSUMPTIONS RELATED TO DEFINED PENSION PLANS (Continued)

Registrar of Voters Employees' Retirement System of Louisiana

The following changes in actuarial assumptions for each year are as follows:

<i>Discount Rate:</i>				<i>Merit:</i>			
Measurement				Measurement			
Year End	date	Rate	Change	Year End	date	Rate	Change
12/31/2020	6/30/2020	6.40%	-0.10%	12/31/2020	6/30/2020	3.60%	0.00%
12/31/2019	6/30/2019	6.50%	0.00%	12/31/2019	6/30/2019	3.60%	0.00%
12/31/2018	6/30/2018	6.50%	-0.25%	12/31/2018	6/30/2018	3.60%	0.10%
12/31/2017	6/30/2017	6.75%	-0.25%	12/31/2017	6/30/2017	3.50%	0.00%
12/31/2016	6/30/2016	7.00%	0.00%	12/31/2016	6/30/2016	3.50%	0.00%
12/31/2015	6/30/2015	7.00%	0.00%	12/31/2015	6/30/2015	3.50%	0.25%
12/31/2014	6/30/2014	7.00%		12/31/2014	6/30/2014	3.25%	

<i>Inflation Rate:</i>				<i>Investment rate of return:</i>			
Measurement				Measurement			
Year End	date	Rate	Change	Year End	date	Rate	Change
12/31/2020	6/30/2020	2.30%	-0.10%	12/31/2020	6/30/2020	6.40%	-0.10%
12/31/2019	6/30/2019	2.40%	0.00%	12/31/2019	6/30/2019	6.50%	0.00%
12/31/2018	6/30/2018	2.40%	-0.10%	12/31/2018	6/30/2018	6.50%	-0.25%
12/31/2017	6/30/2017	2.50%	0.00%	12/31/2017	6/30/2017	6.75%	-0.25%
12/31/2016	6/30/2016	2.50%	0.00%	12/31/2016	6/30/2016	7.00%	0.00%
12/31/2015	6/30/2015	2.50%	-0.25%	12/31/2015	6/30/2015	7.00%	0.00%
12/31/2014	6/30/2014	2.75%		12/31/2014	6/30/2014	7.00%	

<i>Salary Increases:</i>			
Measurement			
Year End	date	Rate	Change
12/31/2020	6/30/2020	5.25%	-0.75%
12/31/2019	6/30/2019	6.00%	0.00%
12/31/2018	6/30/2018	6.00%	0.00%
12/31/2017	6/30/2017	6.00%	0.00%
12/31/2016	6/30/2016	6.00%	0.00%
12/31/2015	6/30/2015	6.00%	0.00%
12/31/2014	6/30/2014	6.00%	

CHANGES IN BENEFIT TERMS AND ASSUMPTIONS RELATED TO TOTAL OTHER POSTEMPLOYMENT BENEFITS LIABILITY

No assets are accumulated in a trust that meet the criteria of paragraph 4 of GASB 75 to pay related benefits.

Changes in benefit terms:

There were no changes in benefit terms for the year ended December 31, 2020.

Changes in assumptions:

The changes in assumptions balance was a result of changes in the discount rate. The following are the discount rates used in each measurement of total OPEB liability:

<u>Measurement Date</u>	<u>Discount Rate</u>
12/31/2020	2.12%
12/31/2019	2.74%

OTHER SUPPLEMENTARY INFORMATION



St. James Parish
Convent, Louisiana
Nonmajor Governmental Funds
Combining Balance Sheet
December 31, 2020

	Special Revenue Funds	Debt Service Funds	Capital Projects Funds	Total Nonmajor Governmental Funds
Assets				
Cash and cash equivalents	\$ 4,852,512	\$ 836,844	\$ 8,544,117	\$ 14,233,473
Investments	36,737,851	117,479	1,794,084	38,649,414
Receivables	8,869,959	269,226	116,996	9,256,181
Due from other funds	307,675	-	229,004	536,679
Prepaid items	45,919	-	-	45,919
Restricted investments	13,860	-	-	13,860
Total assets	<u>\$ 50,827,776</u>	<u>\$ 1,223,549</u>	<u>\$ 10,684,201</u>	<u>\$ 62,735,526</u>
Liabilities and fund balance				
Liabilities:				
Accounts payable	\$ 858,888	\$ 10,971	\$ 407,408	\$ 1,277,267
Accrued salaries and benefits	223,216	-	-	223,216
Due to other funds	592,252	-	15,628	607,880
Other liabilities	50,458	-	-	50,458
Total liabilities	<u>1,724,814</u>	<u>10,971</u>	<u>423,036</u>	<u>2,158,821</u>
Fund balance:				
Nonspendable	45,919	-	-	45,919
Restricted	48,286,199	1,212,578	10,215,547	59,714,324
Committed	746,828	-	45,618	792,446
Assigned	67,908	-	-	67,908
Unassigned	(43,892)	-	-	(43,892)
Total fund balance	<u>49,102,962</u>	<u>1,212,578</u>	<u>10,261,165</u>	<u>60,576,705</u>
Total liabilities and fund balance	<u>\$ 50,827,776</u>	<u>\$ 1,223,549</u>	<u>\$ 10,684,201</u>	<u>\$ 62,735,526</u>

St. James Parish
Convent, Louisiana
Nonmajor Governmental Funds
Combining Statement of Revenues, Expenditures, and Changes in Fund Balances
For the Year Ended December 31, 2020

	Special Revenue Funds	Debt Service Funds	Capital Projects Funds	Total Nonmajor Governmental Funds
Revenues:				
Taxes:				
Property	\$ 10,738,001	\$ 342,639	\$ -	\$ 11,080,640
Sales and use	5,368,176	-	-	5,368,176
Intergovernmental:				
Federal	1,753,727	-	1,033,253	2,786,980
State	585,086	-	-	585,086
Local	79,212	-	-	79,212
Fines and forfeits	110,233	-	-	110,233
Charges for services	936,387	-	-	936,387
Interest	274,027	2,874	38,388	315,289
In-kind contributions	28,839	-	-	28,839
Other	372,503	-	-	372,503
Total revenues	<u>20,246,191</u>	<u>345,513</u>	<u>1,071,641</u>	<u>21,663,345</u>
Expenditures:				
Current:				
General government	1,006,018	12,025	-	1,018,043
Public safety	2,354,247	-	5,034	2,359,281
Highway and streets	2,487,533	-	501,489	2,989,022
Sanitation	1,819,034	-	-	1,819,034
Public transportation	868,957	-	-	868,957
Health and welfare	2,986,473	-	-	2,986,473
Culture and recreation	2,653,563	-	10,470	2,664,033
In-kind expenses	28,839	-	-	28,839
Debt service:				
Principal	98,550	930,000	-	1,028,550
Interest and other costs	3,114	410,194	-	413,308
Capital outlay	2,645,067	-	389,976	3,035,043
Total expenditures	<u>16,951,395</u>	<u>1,352,219</u>	<u>906,969</u>	<u>19,210,583</u>
Excess (deficiency) of revenues over (under) expenditures before other financing sources (uses)	<u>3,294,796</u>	<u>(1,006,706)</u>	<u>164,672</u>	<u>2,452,762</u>
Other financing sources (uses):				
Operating transfers in	4,205,291	1,337,495	1,652,442	7,195,228
Operating transfers out	(3,798,191)	(13,734)	(2,299,676)	(6,111,601)
Total other financing sources	<u>407,100</u>	<u>1,323,761</u>	<u>(647,234)</u>	<u>1,083,627</u>
Net change in fund balance	3,701,896	317,055	(482,562)	3,536,389
Fund balance, beginning of year	45,401,066	895,523	10,743,727	57,040,316
Fund balance, end of year	<u>\$ 49,102,962</u>	<u>\$ 1,212,578</u>	<u>\$ 10,261,165</u>	<u>\$ 60,576,705</u>

NONMAJOR SPECIAL REVENUE FUNDS

Special revenue funds are used to account for specific revenues derived from taxes or other dedicated revenue sources. They are usually required by statute, charter provision, or local ordinance to finance particular functions or activities of government. The Parish maintains the following special revenue funds:

Solid Waste Disposal Fund

The Solid Waste Disposal Fund accounts for the operation of solid waste management and disposal. Financing is provided by one quarter of one percent sales tax imposed parishwide and user fees charged to the Parish residents.

Fire Protection District No. 2 Maintenance Fund

The Fire Protection District No. 2 Maintenance Fund accounts for the operation, maintenance and/or construction of the water distribution system within the district. Financing is provided by property taxes.

Road and Bridge Maintenance Fund

The Road and Bridge Maintenance Fund accounts for the maintenance of existing roads and bridges. Major means of financing is provided by property taxes, state revenue sharing, the State of Louisiana Parish Transportation Fund, and the Parish Royalty Fund. Use of these funds is restricted by Louisiana Revised Statute 43:753.

St. James Parish Library Fund

The St. James Parish Library Fund accounts for the operation and maintenance of the St. James Parish Library. Financing is provided by property taxes, federal grants, and state revenue sharing funds.

Consolidated Road Lighting District No. 3A Fund

The Consolidated Road Lighting District No. 3A Fund accounts for the operations and maintenance of lighting in public places. Financing is primarily provided by property taxes.

Wetlands Mitigation Fund

The Wetlands Mitigation Fund is used to provide for the purchase, maintenance, and restoration of wetlands for future use as mitigation areas. Funding is from the Louisiana Capital Outlay Program.

Coastal Impact Assistance Program Fund

The Coastal Impact Assistance Program Fund received funding from the U.S. Department of the Interior, U.S. Fish and Wildlife Service, for the purchase of existing wetlands. The wetlands will be used in a Wetlands Conservation and Preservation project to protect habitat, prohibit wetlands destruction, and aid in the restoration of the Parish's and State's coastal wetlands area.

St. James Transit System Fund

The St. James Transit System Fund accounts for the operation and maintenance of the parishwide transportation program. Financing is provided by federal grants, state grants, bus fares, and transfers from other funds.

Enhanced 911 System Maintenance Fund

The Enhanced 911 System Maintenance Fund accounts for the operation and maintenance of an enhanced 911 emergency telephone system. Financing is provided by property taxes and emergency telephone service charges.

NONMAJOR SPECIAL REVENUE FUNDS

(Continued)

Emergency Communication Fund

The Emergency Communication Fund accounts for the collection of all revenue of landline, wireless, and prepaid revenues. Pursuant to Acts 590 and 665 of the 2016 Regular Session of the Louisiana Legislature, 911 fees generated from these surcharges are to be used for the sole purpose of providing 911 emergency response communications service and operations.

Elderly and Emergency Medical Services Fund

The Elderly and Emergency Medical Services Fund accounts for the cost of providing care and assistance to the elderly persons of the Parish and the cost of providing health services to the residents of the Parish. Financing is provided by one quarter of one percent sales tax imposed parishwide and transfers from other funds.

Energy Assistance Fund

The Energy Assistance Fund is used to help subsidize utility bills for low income residents within the Parish. The program is funded through the Louisiana Housing Corporation.

Parks and Recreation Fund

The Parks and Recreation Fund accounts for the cost of providing recreational facilities throughout the Parish. Financing is provided by one quarter of one percent sales tax imposed parishwide.

Gramercy Recreation District Fund

The Gramercy Recreation District Fund accounts for the costs incurred by the district for providing recreational facilities within the corporate limits of the Town of Gramercy. Financing is provided by property taxes, state revenue sharing, and self-generated revenues.

District V Recreation Fund

The District V Recreation Fund accounts for the costs incurred by the district for providing recreational facilities within District 5 of St. James Parish. Financing is provided by property taxes, state revenue sharing, and self-generated revenues.

Public Safety Trust Fund

The Public Safety Trust Fund provides funds to assist in paying for the cost of providing ambulance services to the residents of the parish. Financing is provided by property taxes.

St. James Volunteer Fire Department Fund

The St. James Volunteer Fire Department Fund accounts for the payment of expenditures and capital outlays for the stations that fall under its jurisdiction. Financing is provided by a property tax and emergency telephone service charges.

Gramercy Volunteer Fire Department Restricted Fund

The Gramercy Volunteer Fire Department Restricted accounts for the payment of expenditures and capital outlay activity for the protection improvements within its jurisdiction. Financing is provided by a property tax millage that is partially dedicated to each fire department.

Union-Convent Volunteer Fire Department Fund

The Union-Convent Volunteer Fire Department Fund accounts for the payment of expenditures and capital outlay activity for the stations that fall under its jurisdiction. Financing is provided by a property tax millage that is partially dedicated to each fire department.

NONMAJOR SPECIAL REVENUE FUNDS

(Continued)

North Vacherie Volunteer Fire Department Fund

The North Vacherie Volunteer Fire Department Fund accounts for the payment of expenditures and capital outlay activity for the stations that fall under its jurisdiction. Financing is provided by a property tax millage that is partially dedicated to each fire department.

South Vacherie Volunteer Fire Department Fund

The South Vacherie Volunteer Fire Department Fund accounts for the payment of expenditures and capital outlay activity for the stations that fall under its jurisdiction. Financing is provided by a property tax millage that is partially dedicated to each fire department.

Criminal Court Fund

The Criminal Court Fund accounts for the expenditures attributable to the Twenty-Third Judicial District Court. Financing is provided by fines and forfeitures imposed by the district courts. The district is comprised of the parishes of St. James, Ascension, and Assumption. Only St. James Parish is reported in these statements.

Criminal Court: Juror Compensation Fees Fund

The Criminal Court: Juror Compensation Fees Fund accounts for the juror-related expenditures attributable to the Twenty-Third Judicial District Court. Financing is provided by fines and forfeitures imposed by the district courts. The district is comprised of the parishes of St. James, Ascension, and Assumption. Only St. James Parish is reported in these statements.

Criminal Court: Law Enforcement Officer Witness Fees Fund

The Criminal Court: Law Enforcement Officer Witness Fees Fund accounts for the witness-related expenditures attributable to the Twenty-Third Judicial District Court. Financing is provided by fines and forfeitures imposed by the district courts. The district is comprised of the parishes of St. James, Ascension, and Assumption. Only St. James Parish is reported in these statements.

Community Services Block Grant Fund

The Community Services Block Grant (CSBG) Fund accounts for the outreach and housing programs administered by the Parish Department of Human Resources. Funding is provided by the United States Department of Health and Human Services and is passed through the Louisiana Department of Labor.

Emergency Food and Shelter Fund

The Emergency Food and Shelter Fund is used to provide emergency food vouchers to the needy families in the Parish. United Way provides the funding.

Title III-C-2 Home Delivered Meals Fund

The Title III-C-2 Home Delivered Meals Fund accounts for the expenditures to deliver meals to those citizens who are unable to attend any one of the senior citizens' centers. Funding is provided by the United States Department of Health and Human Services and is passed through the Governor's Office of Elderly Affairs and from contributions received on the meals.

Title III-C-1 Congregate Meals Fund

The Title III-C-1 Congregate Meals Fund represents cost associated with feeding the elderly citizens at the four senior citizens' centers located throughout the Parish. Funding is provided by the United States Department of Health and Human Services and is passed through the Governor's Office of Elderly Affairs and from contributions received on the meals.

NONMAJOR SPECIAL REVENUE FUNDS

(Continued)

Title III-B Supportive Services Fund

The Title III-B Supportive Services Fund is used to pay for the administration of programs for the elderly. Funding is provided by the United States Department of Health and Human Services and is passed through the Governor's Office of Elderly Affairs.

Title III-C-1 Area Agency Administration Fund

The Title III-C-1 Area Agency Administration Fund is used to account for a portion of the costs of administering the Parish's special programs for the aging. The Governor's Office of Elderly Affairs provides the Parish with funds to help pay for the costs of administering these programs.

Title III-D Preventive Health Fund

The Title III-D Fund accounts for funds used for wellness, which include disease prevention and health promotion activities.

Title III-E NFCSP (Caregiver) Fund

The Title III-E Fund accounts for funds relating to the National Family Caregiver Support program. The program is designed to provide multifaceted systems of support services for family caregivers and for grandparents or older individuals who are relative caregivers. The program targets older, low-income individuals. Specific types of services that can be provided by this program include: Adult Day Care, Adult Health Care, Material Aid, Case Management, Personal Care, Counseling, Support Groups, Respite Care, Sitter Service, Information, and Assistance. Eligible participants include (1) adult family members, or another adult person, who provides uncompensated in-home and community care to an older person, who needs supportive services or (2) grandparents, or a person 60 years of age or older, who is related to a child by blood or marriage and (1) lives with the child, (2) is the primary caregiver, and (3) has a legal relationship to the child or is raising the child informally.

Senior Center Fund

The Senior Center Fund is used to help subsidize the cost for meals at the senior citizens' centers. Funding is provided by the Governor's Office of Elderly Affairs.

GOEA Supplemental Senior Center Fund

The Louisiana Legislature appropriated additional money to be used to supplement the primary state grant for senior centers. The funds are distributed by the Governor's Office of Elderly Affairs. The money received is used to supplement the cost of meals for the elderly.

Senior Center Additional Appropriation Fund

The Senior Center Additional Appropriation Fund accounts for additional funding for the Senior Center provided by the Governor's Office of Elderly Affairs.

Title V Senior Employment Fund

The Title V Senior Employment Fund accounts for funds used for the Senior Community Service Employment Program. This program provides part-time work opportunities in the community service employment activities for low-income persons who are 55 years of age and older. The Governor's Office of Elderly Affairs provides the parish with funds to help pay for the cost of administering this program.

NONMAJOR SPECIAL REVENUE FUNDS

(Concluded)

Area Agency on Aging – Parish Council on Aging Fund

The Area Agency on Aging - Parish Council on Aging Fund accounts for any expenditure associated with the feeding program for the elderly. Funding is provided by the Governor's Office of Elderly Affairs.

Area Agency on Aging – Nutritional Services Incentive Program Fund

The Nutritional Services Incentive Program Fund is used to account for the administration of NSIP funds provided by the Administration on Aging, U.S. Department of Health and Human Services. The funds are passed through to the Parish by the Governor's Office of Elderly Affairs. The funds are distributed to the Parish based on how many elderly meals were served in the previous year in relation to the total meals served statewide. The Parish uses the funds to supplement the cost of providing congregate and home-delivered meals to the elderly in the Parish.

Title III-B Medicare Improvement for Patients and Providers Act (MIPPA) Fund

The MIPPA Fund supports outreach and directs assistance towards Medicare beneficiaries. Funding is provided by the United States Department of Health and Human Services and is passed through the Governor's Office of Elderly Affairs.

River Parish Youth Build Fund

The River Parish Youth Build Fund helps low-income youth and young adults ages 16 – 24 work toward their GED or high school diploma while learning job skills by repairing and building affordable housing for homeless and low-income people. Funds are provided by the United States Department of Labor's National Emergency Grant and the Louisiana Department of Labor, Office of Workforce Development.

YouthBuild AmeriCorps Fund

The YouthBuild AmeriCorps Fund is a comprehensive youth and community development program allowing unemployed and underappreciated youths to work toward a GED or high-school diploma while learning construction skills by building affordable housing for low-income families. This program is funded by the Corporation for National and Community Services.

Housing Preservation Grant Fund

Housing Preservation Grant Fund provides assistance for the repair or rehabilitation of housing owned or occupied by low and very low-income rural citizens.

St. James Youth Center Fund

The St. James Parish Youth Center Fund's principal activity is to provide juvenile detention.

St. James Parish
Convent, Louisiana
Nonmajor Special Revenue Funds
Combining Balance Sheet
December 31, 2020

	Solid Waste Disposal	Fire Protection District No. 2 Maintenance	Road and Bridge Maintenance	St. James Parish Library	Consolidated Road Lighting District No. 3A
Assets					
Cash and cash equivalents	\$ 365,740	\$ 133,011	\$ 456,146	\$ 320,485	\$ 193,423
Investments	4,726,878	596,359	6,219,725	4,204,797	1,132,893
Receivables	290,790	313,930	2,366,323	1,401,602	406,297
Due from other funds	45,923	328	28,108	780	1,334
Prepaid items	-	-	-	-	-
Restricted investments	-	-	-	13,860	-
Total assets	<u>\$ 5,429,331</u>	<u>\$ 1,043,628</u>	<u>\$ 9,070,302</u>	<u>\$ 5,941,524</u>	<u>\$ 1,733,947</u>
Liabilities and fund balance					
Liabilities:					
Accounts payable	\$ 152,443	\$ 15,673	\$ 122,533	\$ 82,254	\$ 68,937
Accrued salaries and benefits	14,066	9,872	49,020	26,671	3,532
Due to other funds	224,333	-	10,556	2,618	-
Other liabilities	-	-	-	-	-
Total liabilities	<u>390,842</u>	<u>25,545</u>	<u>182,109</u>	<u>111,543</u>	<u>72,469</u>
Fund balance:					
Nonspendable	-	-	-	-	-
Restricted	5,038,489	1,018,083	8,888,193	5,829,981	1,661,478
Committed	-	-	-	-	-
Assigned	-	-	-	-	-
Unassigned	-	-	-	-	-
Total fund balance	<u>5,038,489</u>	<u>1,018,083</u>	<u>8,888,193</u>	<u>5,829,981</u>	<u>1,661,478</u>
Total liabilities and fund balance	<u>\$ 5,429,331</u>	<u>\$ 1,043,628</u>	<u>\$ 9,070,302</u>	<u>\$ 5,941,524</u>	<u>\$ 1,733,947</u>

Wetlands Mitigation	Coastal Impact Assistance Program	St. James Transit System	Enhanced 911 System Maintenance	Emergency Communication
\$ 587	\$ 54,207	\$ -	\$ 333,001	\$ 62,808
-	-	-	2,552,609	-
-	-	49,382	627,703	86,277
-	-	101,229	74,445	-
-	-	45,919	-	-
-	-	-	-	-
<u>\$ 587</u>	<u>\$ 54,207</u>	<u>\$ 196,530</u>	<u>\$ 3,587,758</u>	<u>\$ 149,085</u>
\$ -	\$ -	\$ 2,244	\$ 53,023	\$ 9
-	-	8,767	719	20,157
-	-	183,492	52,812	431
-	-	-	-	-
-	-	194,503	106,554	20,597
-	-	45,919	-	-
587	-	-	3,481,204	128,488
-	-	-	-	-
-	54,207	-	-	-
-	-	(43,892)	-	-
<u>587</u>	<u>54,207</u>	<u>2,027</u>	<u>3,481,204</u>	<u>128,488</u>
<u>\$ 587</u>	<u>\$ 54,207</u>	<u>\$ 196,530</u>	<u>\$ 3,587,758</u>	<u>\$ 149,085</u>

(Continued)

St. James Parish
Convent, Louisiana
Nonmajor Special Revenue Funds
Combining Balance Sheet
December 31, 2020

	Elderly and Emergency Medical Services	Energy Assistance	Parks and Recreation	Gramercy Recreation District	District V Recreation
Assets					
Cash and cash equivalents	\$ 442,826	\$ -	\$ 127,621	\$ 171,677	\$ 103,663
Investments	3,007,999	-	3,852,817	-	929,532
Receivables	290,355	16,394	325,425	240,024	229,818
Due from other funds	6,730	-	37,273	124	38
Prepaid items	-	-	-	-	-
Restricted investments	-	-	-	-	-
Total assets	<u>\$ 3,747,910</u>	<u>\$ 16,394</u>	<u>\$ 4,343,136</u>	<u>\$ 411,825</u>	<u>\$ 1,263,051</u>
Liabilities and fund balance					
Liabilities:					
Accounts payable	\$ 18,874	\$ -	\$ 79,589	\$ 28,651	\$ 12,063
Accrued salaries and benefits	42,823	-	29,215	1,736	391
Due to other funds	13,018	16,293	27,077	21,714	190
Other liabilities	-	101	1,700	-	-
Total liabilities	<u>74,715</u>	<u>16,394</u>	<u>137,581</u>	<u>52,101</u>	<u>12,644</u>
Fund balance:					
Nonspendable	-	-	-	-	-
Restricted	3,673,195	-	4,205,555	359,724	1,250,407
Committed	-	-	-	-	-
Assigned	-	-	-	-	-
Unassigned	-	-	-	-	-
Total fund balance	<u>3,673,195</u>	<u>-</u>	<u>4,205,555</u>	<u>359,724</u>	<u>1,250,407</u>
Total liabilities and fund balance	<u>\$ 3,747,910</u>	<u>\$ 16,394</u>	<u>\$ 4,343,136</u>	<u>\$ 411,825</u>	<u>\$ 1,263,051</u>

Public Safety Trust	St. James Volunteer Fire Department	Gramercy Volunteer Fire Department Restricted	Union-Convent Volunteer Fire Department	North Vacherie Volunteer Fire Department	South Vacherie Volunteer Fire Department
\$ 282,853	\$ 308,808	\$ 177,243	\$ 264,201	\$ 154,453	\$ 358,541
832,346	2,200,147	-	748,310	1,076,046	1,440,075
1,846,240	300	-	300	2,500	14,256
-	958	-	1,915	958	958
-	-	-	-	-	-
-	-	-	-	-	-
<u>\$ 2,961,439</u>	<u>\$ 2,510,213</u>	<u>\$ 177,243</u>	<u>\$ 1,014,726</u>	<u>\$ 1,233,957</u>	<u>\$ 1,813,830</u>
\$ 100,842	\$ 3,776	\$ -	\$ 5,879	\$ 2,774	\$ 4,055
1,214	-	-	-	-	-
-	-	-	-	-	-
-	-	-	-	-	-
<u>102,056</u>	<u>3,776</u>	<u>-</u>	<u>5,879</u>	<u>2,774</u>	<u>4,055</u>
-	-	-	-	-	-
2,859,383	2,506,437	177,243	1,008,847	1,231,183	1,809,775
-	-	-	-	-	-
-	-	-	-	-	-
-	-	-	-	-	-
<u>2,859,383</u>	<u>2,506,437</u>	<u>177,243</u>	<u>1,008,847</u>	<u>1,231,183</u>	<u>1,809,775</u>
<u>\$ 2,961,439</u>	<u>\$ 2,510,213</u>	<u>\$ 177,243</u>	<u>\$ 1,014,726</u>	<u>\$ 1,233,957</u>	<u>\$ 1,813,830</u>

(Continued)

St. James Parish
Convent, Louisiana
Nonmajor Special Revenue Funds
Combining Balance Sheet
December 31, 2020

	Criminal Court	CC-Juror Compensation Fees	CC-Law Enforcement Officer Witness Fees	Community Services Block Grant	Emergency Food and Shelter
Assets					
Cash and cash equivalents	\$ 35,963	\$ 203,120	\$ 56,875	\$ -	\$ 1,988
Investments	-	478,863	-	-	-
Receivables	23,197	5,400	4,320	4,237	5,872
Due from other funds	817	-	-	-	-
Prepaid items	-	-	-	-	-
Restricted investments	-	-	-	-	-
Total assets	<u>\$ 59,977</u>	<u>\$ 687,383</u>	<u>\$ 61,195</u>	<u>\$ 4,237</u>	<u>\$ 7,860</u>
Liabilities and fund balance					
Liabilities:					
Accounts payable	\$ 43,930	\$ -	\$ 1,750	\$ 125	\$ 339
Accrued salaries and benefits	2,346	-	-	-	-
Due to other funds	-	-	-	4,110	-
Other liabilities	-	-	-	2	7,521
Total liabilities	<u>46,276</u>	<u>-</u>	<u>1,750</u>	<u>4,237</u>	<u>7,860</u>
Fund balance:					
Nonspendable	-	-	-	-	-
Restricted	-	-	-	-	-
Committed	-	687,383	59,445	-	-
Assigned	13,701	-	-	-	-
Unassigned	-	-	-	-	-
Total fund balance	<u>13,701</u>	<u>687,383</u>	<u>59,445</u>	<u>-</u>	<u>-</u>
Total liabilities and fund balance	<u>\$ 59,977</u>	<u>\$ 687,383</u>	<u>\$ 61,195</u>	<u>\$ 4,237</u>	<u>\$ 7,860</u>

Title III						
C-2 Home Delivered Meals	C-1 Congregate Meals	B Supportive Services	C-1 Area Agency Administration	D Preventive Health	E NFCSP (Caregiver)	Senior Center
\$ 13,640	\$ 16,033	\$ -	\$ 981	\$ 1,660	\$ 6,717	\$ -
-	-	-	-	-	-	-
9	-	3,750	3	-	-	-
-	-	-	-	-	-	-
-	-	-	-	-	-	-
-	-	-	-	-	-	-
<u>\$ 13,649</u>	<u>\$ 16,033</u>	<u>\$ 3,750</u>	<u>\$ 984</u>	<u>\$ 1,660</u>	<u>\$ 6,717</u>	<u>\$ -</u>
\$ 13,649	\$ 16,021	\$ -	\$ -	\$ -	\$ 4,092	\$ -
-	-	-	-	-	-	-
-	-	3,750	984	-	-	-
-	12	-	-	1,660	2,625	-
<u>13,649</u>	<u>16,033</u>	<u>3,750</u>	<u>984</u>	<u>1,660</u>	<u>6,717</u>	<u>-</u>
-	-	-	-	-	-	-
-	-	-	-	-	-	-
-	-	-	-	-	-	-
-	-	-	-	-	-	-
-	-	-	-	-	-	-
<u>\$ 13,649</u>	<u>\$ 16,033</u>	<u>\$ 3,750</u>	<u>\$ 984</u>	<u>\$ 1,660</u>	<u>\$ 6,717</u>	<u>\$ -</u>

(Continued)

St. James Parish
Convent, Louisiana
Nonmajor Special Revenue Funds
Combining Balance Sheet
December 31, 2020

	GOEA			Area Agency on Aging	
	Supplemental	Senior Center	Title V	Parish	Nutritional
	Senior	Additional	Senior	Council	Services Incentive
	Center	Appropriation	Employment	on Aging	Program
Assets					
Cash and cash equivalents	\$ -	\$ 3,906	\$ 2,040	\$ 20,927	\$ 11,549
Investments	-	-	-	-	-
Receivables	-	-	-	-	-
Due from other funds	-	-	-	-	-
Prepaid items	-	-	-	-	-
Restricted investments	-	-	-	-	-
Total assets	<u>\$ -</u>	<u>\$ 3,906</u>	<u>\$ 2,040</u>	<u>\$ 20,927</u>	<u>\$ 11,549</u>
Liabilities and fund balance					
Liabilities:					
Accounts payable	\$ -	\$ -	\$ 2,013	\$ -	\$ -
Accrued salaries and benefits	-	-	1	-	-
Due to other funds	-	-	-	-	-
Other liabilities	-	3,906	26	20,927	11,549
Total liabilities	<u>-</u>	<u>3,906</u>	<u>2,040</u>	<u>20,927</u>	<u>11,549</u>
Fund balance:					
Nonspendable	-	-	-	-	-
Restricted	-	-	-	-	-
Committed	-	-	-	-	-
Assigned	-	-	-	-	-
Unassigned	-	-	-	-	-
Total fund balance	<u>-</u>	<u>-</u>	<u>-</u>	<u>-</u>	<u>-</u>
Total liabilities and fund balance	<u>\$ -</u>	<u>\$ 3,906</u>	<u>\$ 2,040</u>	<u>\$ 20,927</u>	<u>\$ 11,549</u>

MIPPA		River Parish Youth Build	Youth Build AmeriCorps	Housing Preservation Grant	St. James Youth Center	Total
\$	-	\$ 5,099	\$ 9,682	\$ -	\$ 151,038	\$ 4,852,512
	-	-	-	-	2,738,455	36,737,851
	-	14,201	832	16,421	283,801	8,869,959
	-	5,642	-	-	115	307,675
	-	-	-	-	-	45,919
	-	-	-	-	-	13,860
<u>\$</u>	<u>-</u>	<u>\$ 24,942</u>	<u>\$ 10,514</u>	<u>\$ 16,421</u>	<u>\$ 3,173,409</u>	<u>\$ 50,827,776</u>

\$	-	\$ 7,851	\$ -	\$ 37	\$ 15,462	\$ 858,888
	-	12,686	-	-	-	223,216
	-	3,976	10,514	16,384	-	592,252
	-	429	-	-	-	50,458
<u>-</u>	<u>-</u>	<u>24,942</u>	<u>10,514</u>	<u>16,421</u>	<u>15,462</u>	<u>1,724,814</u>

	-	-	-	-	-	45,919
	-	-	-	-	3,157,947	48,286,199
	-	-	-	-	-	746,828
	-	-	-	-	-	67,908
	-	-	-	-	-	(43,892)
<u>-</u>	<u>-</u>	<u>-</u>	<u>-</u>	<u>-</u>	<u>3,157,947</u>	<u>49,102,962</u>
<u>\$</u>	<u>-</u>	<u>\$ 24,942</u>	<u>\$ 10,514</u>	<u>\$ 16,421</u>	<u>\$ 3,173,409</u>	<u>\$ 50,827,776</u>

(Concluded)

St. James Parish
Convent, Louisiana
Nonmajor Special Revenue Funds
Combining Statement of Revenues, Expenditures, and Changes in Fund Balances
For the Year Ended December 31, 2020

	Solid Waste Disposal	Fire Protection District No. 2 Maintenance	Road and Bridge Maintenance	St. James Parish Library	Consolidated Road Lighting District No. 3A
Revenues:					
Taxes:					
Property	\$ -	\$ 444,042	\$ 3,326,429	\$ 2,009,290	\$ 606,034
Sales and use	1,789,392	-	-	-	-
Intergovernmental:					
Federal	37,460	-	12,738	5,900	-
State	-	-	254,323	21,057	3,864
Local	-	-	11,434	-	958
Fines and forfeits	-	-	-	981	-
Charges for services	576,246	-	-	9,432	-
Interest	34,075	4,587	47,239	34,574	8,727
In-kind contributions	-	-	-	-	-
Other revenues	30,209	-	(725)	-	281
Total revenues	2,467,382	448,629	3,651,438	2,081,234	619,864
Expenditures:					
Current:					
General government	-	-	-	-	-
Public safety	195,369	375,525	-	-	-
Highways and streets	-	-	2,038,381	-	449,152
Sanitation	1,819,034	-	-	-	-
Public transportation	-	-	-	-	-
Health and welfare	-	-	-	-	-
Culture and recreation	-	-	-	1,158,510	-
In-kind expenses	-	-	-	-	-
Debt Service:					
Principal	-	-	-	-	-
Interest and other costs	-	-	-	-	-
Capital outlay	76,918	-	285,305	38,896	43,500
Total expenditures	2,091,321	375,525	2,323,686	1,197,406	492,652
Excess (deficiency) of revenues over (under) expenditures before other financing sources (uses)	376,061	73,104	1,327,752	883,828	127,212
Other financing sources (uses):					
Operating transfers in	-	-	120,150	-	-
Operating transfers out	(388,597)	(24,084)	(166,016)	(242,064)	-
Total other financing sources (uses)	(388,597)	(24,084)	(45,866)	(242,064)	-
Net change in fund balance	(12,536)	49,020	1,281,886	641,764	127,212
Fund balance, beginning of year	5,051,025	969,063	7,606,307	5,188,217	1,534,266
Fund balance, end of year	\$ 5,038,489	\$ 1,018,083	\$ 8,888,193	\$ 5,829,981	\$ 1,661,478

Wetlands Mitigation	Coastal Impact Assistance Program	St. James Transit System	Enhanced 911 System Maintenance	Emergency Communication
\$ -	\$ -	\$ -	\$ 840,003	\$ -
-	-	-	-	-
-	-	608,199	71,598	86,443
-	-	-	-	-
-	-	-	1,067	4,465
-	-	-	-	-
-	-	13,165	-	330,248
-	-	-	17,571	-
-	-	-	-	-
-	-	12,225	170,330	53
-	-	633,589	1,100,569	421,209
-	-	-	-	-
-	-	-	477,708	433,853
-	-	-	-	-
-	-	868,957	-	-
-	-	-	-	-
-	-	-	-	-
-	-	-	98,550	-
-	-	-	3,114	-
-	-	-	100,527	-
-	-	868,957	679,899	433,853
-	-	(235,368)	420,670	(12,644)
-	-	219,319	73,351	55,066
-	-	-	(55,066)	-
-	-	219,319	18,285	55,066
-	-	(16,049)	438,955	42,422
587	54,207	18,076	3,042,249	86,066
\$ 587	\$ 54,207	\$ 2,027	\$ 3,481,204	\$ 128,488

(Continued)

St. James Parish
Convent, Louisiana
Nonmajor Special Revenue Funds
Combining Statement of Revenues, Expenditures, and Changes in Fund Balances
For the Year Ended December 31, 2020

	Elderly and Emergency Medical Services	Energy Assistance	Parks and Recreation	Gramercy Recreation District	District V Recreation
Revenues:					
Taxes:					
Property	\$ -	\$ -	\$ -	\$ 253,051	\$ 214,951
Sales and use	1,789,392	-	1,789,392	-	-
Intergovernmental:					
Federal	171,202	172,691	28,133	-	-
State	763	-	-	6,733	-
Local	5,808	-	958	-	-
Fines and forfeits	-	-	-	-	-
Charges for services	-	-	7,296	-	-
Interest	20,345	-	29,998	-	5,210
In-kind contributions	-	-	-	-	-
Other revenues	-	(5,212)	24,099	2,674	19,500
Total revenues	<u>1,987,510</u>	<u>167,479</u>	<u>1,879,876</u>	<u>262,458</u>	<u>239,661</u>
Expenditures:					
Current:					
General government	-	-	-	-	-
Public safety	-	-	-	-	-
Highways and streets	-	-	-	-	-
Sanitation	-	-	-	-	-
Public transportation	-	-	-	-	-
Health and welfare	2,049,213	167,479	-	-	-
Culture and recreation	-	-	1,157,157	300,097	37,799
In-kind expenses	-	-	-	-	-
Debt Service:					
Principal	-	-	-	-	-
Interest and other costs	-	-	-	-	-
Capital outlay	-	-	1,368,145	34,655	99,431
Total expenditures	<u>2,049,213</u>	<u>167,479</u>	<u>2,525,302</u>	<u>334,752</u>	<u>137,230</u>
Excess (deficiency) of revenues over (under) expenditures before other financing sources (uses)	<u>(61,703)</u>	<u>-</u>	<u>(645,426)</u>	<u>(72,294)</u>	<u>102,431</u>
Other financing sources (uses):					
Operating transfers in	794,785	-	-	-	-
Operating transfers out	(35,093)	-	-	-	-
Total other financing sources (uses)	<u>759,692</u>	<u>-</u>	<u>-</u>	<u>-</u>	<u>-</u>
Net change in fund balance	697,989	-	(645,426)	(72,294)	102,431
Fund balance, beginning of year	2,975,206	-	4,850,981	432,018	1,147,976
Fund balance, end of year	<u>\$ 3,673,195</u>	<u>\$ -</u>	<u>\$ 4,205,555</u>	<u>\$ 359,724</u>	<u>\$ 1,250,407</u>

Public Safety Trust	St. James Volunteer Fire Department	Gramercy Volunteer Fire Department Restricted	Union-Convent Volunteer Fire Department	North Vacherie Volunteer Fire Department	South Vacherie Volunteer Fire Department
\$ 2,640,994	\$ -	\$ -	\$ -	\$ -	\$ -
-	-	-	-	-	-
-	-	-	-	-	-
-	44,724	-	7,315	18,950	13,785
-	958	-	1,915	958	958
-	-	-	-	-	-
-	-	-	-	-	-
5,906	16,340	-	5,594	10,104	10,491
-	-	-	-	-	-
4,316	9,463	-	2,760	26,349	54,308
2,651,216	71,485	-	17,584	56,361	79,542
-	-	-	-	-	-
317,680	139,154	-	87,504	123,869	93,301
-	-	-	-	-	-
-	-	-	-	-	-
-	-	-	-	-	-
-	-	-	-	-	-
-	-	-	-	-	-
-	-	-	-	-	-
-	-	-	-	-	-
-	-	-	34,440	563,250	-
317,680	139,154	-	121,944	687,119	93,301
2,333,536	(67,669)	-	(104,360)	(630,758)	(13,759)
-	651,447	-	361,890	522,691	391,456
(2,702,269)	-	-	-	-	-
(2,702,269)	651,447	-	361,890	522,691	391,456
(368,733)	583,778	-	257,530	(108,067)	377,697
3,228,116	1,922,659	177,243	751,317	1,339,250	1,432,078
\$ 2,859,383	\$ 2,506,437	\$ 177,243	\$ 1,008,847	\$ 1,231,183	\$ 1,809,775

(Continued)

St. James Parish
Convent, Louisiana
Nonmajor Special Revenue Funds
Combining Statement of Revenues, Expenditures, and Changes in Fund Balances
For the Year Ended December 31, 2020

	Criminal Court	CC - Juror Compensation Fees	CC -Law Enforcement Officer Witness Fees	Community Services Block Grant	Emergency Food and Shelter
Revenues:					
Taxes:					
Property	\$ -	\$ -	\$ -	\$ -	\$ -
Sales and use	-	-	-	-	-
Intergovernmental:					
Federal	-	-	-	71,056	26,825
State	15,798	-	-	-	-
Local	49,733	-	-	-	-
Fines and forfeits	108,292	-	-	-	-
Charges for services	-	-	-	-	-
Interest	-	3,373	-	-	-
In-kind contributions	-	-	-	-	-
Other revenues	454	27,159	21,729	(2)	(3,902)
Total revenues	<u>174,277</u>	<u>30,532</u>	<u>21,729</u>	<u>71,054</u>	<u>22,923</u>
Expenditures:					
Current:					
General government	994,937	3,781	7,300	-	-
Public safety	-	-	-	-	-
Highways and streets	-	-	-	-	-
Sanitation	-	-	-	-	-
Public transportation	-	-	-	-	-
Health and welfare	-	-	-	71,054	23,174
Culture and recreation	-	-	-	-	-
In-kind expenses	-	-	-	-	-
Debt Service:					
Principal	-	-	-	-	-
Interest and other costs	-	-	-	-	-
Capital outlay	-	-	-	-	-
Total expenditures	<u>994,937</u>	<u>3,781</u>	<u>7,300</u>	<u>71,054</u>	<u>23,174</u>
Excess (deficiency) of revenues over (under) expenditures before other financing sources (uses)	<u>(820,660)</u>	<u>26,751</u>	<u>14,429</u>	<u>-</u>	<u>(251)</u>
Other financing sources (uses):					
Operating transfers in	790,000	-	-	-	251
Operating transfers out	-	-	-	-	-
Total other financing sources (uses)	<u>790,000</u>	<u>-</u>	<u>-</u>	<u>-</u>	<u>251</u>
Net change in fund balance	(30,660)	26,751	14,429	-	-
Fund balance, beginning of year	44,361	660,632	45,016	-	-
Fund balance, end of year	<u>\$ 13,701</u>	<u>\$ 687,383</u>	<u>\$ 59,445</u>	<u>\$ -</u>	<u>\$ -</u>

Title III						
C-2 Home Delivered Meals	C-1 Congregate Meals	B Supportive Services	C-1 Area Agency Administration	D Preventive Health	E NFCSP (Caregiver)	Senior Center
\$ -	\$ -	\$ -	\$ -	\$ -	\$ -	\$ -
-	-	-	-	-	-	-
46,815	30,366	34,181	10,652	3,417	15,594	-
18,504	24,624	1,624	3,552	-	4,055	30,506
-	-	-	-	-	-	-
-	-	-	-	-	-	-
-	-	-	-	-	-	-
-	-	-	-	-	-	-
6,436	5,151	4,291	(620)	(195)	(2,734)	-
71,755	60,141	40,096	13,584	3,222	16,915	30,506
-	-	-	-	-	-	-
-	-	-	-	-	-	-
-	-	-	-	-	-	-
-	-	-	-	-	-	-
-	-	-	-	-	-	-
200,687	126,175	50,079	13,584	3,222	26,259	5,434
-	-	-	-	-	-	-
-	-	-	-	-	-	-
-	-	-	-	-	-	-
-	-	-	-	-	-	-
200,687	126,175	50,079	13,584	3,222	26,259	5,434
(128,932)	(66,034)	(9,983)	-	-	(9,344)	25,072
128,932	66,034	9,983	-	-	9,344	5,434
-	-	-	-	-	-	(30,506)
128,932	66,034	9,983	-	-	9,344	(25,072)
-	-	-	-	-	-	-
-	-	-	-	-	-	-
\$ -	\$ -	\$ -	\$ -	\$ -	\$ -	\$ -

(Continued)

St. James Parish
Convent, Louisiana
Nonmajor Special Revenue Funds
Combining Statement of Revenues, Expenditures, and Changes in Fund Balances
For the Year Ended December 31, 2020

	GOEA Supplemental Senior Center	Senior Center Additional Appropriation	Title V Senior Employment	Area Agency on Aging	
				Parish Council on Aging	Nutritional Services Incentive Program
Revenues:					
Taxes:					
Property	\$ -	\$ -	\$ -	\$ -	\$ -
Sales and use	-	-	-	-	-
Intergovernmental:					
Federal	-	-	35,975	-	60,452
State	3,100	7,812	3,997	100,000	-
Local	-	-	-	-	-
Fines and forfeits	-	-	-	-	-
Charges for services	-	-	-	-	-
Interest	-	-	-	-	-
In-kind contributions	-	-	-	-	-
Other revenues	-	-	30	(5,319)	(11,549)
Total revenues	<u>3,100</u>	<u>7,812</u>	<u>40,002</u>	<u>94,681</u>	<u>48,903</u>
Expenditures:					
Current:					
General government	-	-	-	-	-
Public safety	-	-	-	-	-
Highways and streets	-	-	-	-	-
Sanitation	-	-	-	-	-
Public transportation	-	-	-	-	-
Health and welfare	-	-	40,370	-	-
Culture and recreation	-	-	-	-	-
In-kind expenses	-	-	-	-	-
Debt Service:					
Principal	-	-	-	-	-
Interest and other costs	-	-	-	-	-
Capital outlay	-	-	-	-	-
Total expenditures	<u>-</u>	<u>-</u>	<u>40,370</u>	<u>-</u>	<u>-</u>
Excess (deficiency) of revenues over (under) expenditures before other financing sources (uses)	<u>3,100</u>	<u>7,812</u>	<u>(368)</u>	<u>94,681</u>	<u>48,903</u>
Other financing sources (uses):					
Operating transfers in	-	-	368	-	-
Operating transfers out	(3,100)	(7,812)	-	(94,681)	(48,903)
Total other financing sources (uses)	<u>(3,100)</u>	<u>(7,812)</u>	<u>368</u>	<u>(94,681)</u>	<u>(48,903)</u>
Net change in fund balance	-	-	-	-	-
Fund balance, beginning of year	-	-	-	-	-
Fund balance, end of year	<u>\$ -</u>	<u>\$ -</u>	<u>\$ -</u>	<u>\$ -</u>	<u>\$ -</u>

MIPPA	River Parish Youth Build	Youth Build AmeriCorps	Housing Preservation Grant	St. James Youth Center	Total
\$ -	\$ -	\$ -	\$ -	\$ 403,207	\$ 10,738,001
-	-	-	-	-	5,368,176
-	190,207	17,391	16,421	11	1,753,727
-	-	-	-	-	585,086
-	-	-	-	-	79,212
-	-	-	-	960	110,233
-	-	-	-	-	936,387
-	-	-	-	19,893	274,027
-	28,839	-	-	-	28,839
-	(991)	(18,075)	-	10	372,503
-	218,055	(684)	16,421	424,081	20,246,191
-	-	-	-	-	1,006,018
-	-	-	-	110,284	2,354,247
-	-	-	-	-	2,487,533
-	-	-	-	-	1,819,034
-	-	-	-	-	868,957
-	193,322	-	16,421	-	2,986,473
-	-	-	-	-	2,653,563
-	28,839	-	-	-	28,839
-	-	-	-	-	98,550
-	-	-	-	-	3,114
-	-	-	-	-	2,645,067
-	222,161	-	16,421	110,284	16,951,395
-	(4,106)	(684)	-	313,797	3,294,796
-	4,106	684	-	-	4,205,291
-	-	-	-	-	(3,798,191)
-	4,106	684	-	-	407,100
-	-	-	-	313,797	3,701,896
-	-	-	-	2,844,150	45,401,066
\$ -	\$ -	\$ -	\$ -	\$ 3,157,947	\$ 49,102,962

(Concluded)

NONMAJOR DEBT SERVICE FUNDS

The debt service funds are used to account for the accumulation of principal and interest from governmental resources. Revenues for the debt service funds are provided by property taxes, sales taxes, and interest on investments. The Parish maintains the following debt service funds:

Certificates of Indebtedness Fund

The Certificates of Indebtedness Fund accounts for the retirement certificates of indebtedness. In 2010 the Parish issued certificates of indebtedness totaling \$2,000,000 for the purpose of renovating, improving, equipping, and expanding the library facilities on the East Bank. Limited Tax Certificates, Series 2011, in the amount of \$2,500,000 were issued for the purpose of renovating, improving and expanding St. James Parish Hospital. In 2012, the Parish issued Limited Tax Certificates, Series 2012, in the amount of \$180,000 for the purpose of purchasing a fire truck and other fire equipment.

Consolidated General Obligation Bonds Fund

The Consolidated General Obligation Bonds Fund accounts for the property tax levies needed to comply with the interest and principal redemption requirements of the General Obligation Refunding Bonds, Series 2005 issue, the General Obligation Bonds, Series 2007 issue, and the General Obligation Bonds, Series 2014 issue.

Limited Tax Bonds Fund

The Limited Tax Bonds fund accounts for the sale of \$850,000 in Limited Tax Bonds, Series 2017, for the payment of the pre-construction design and engineering costs in connection with the widening of Louisiana Highway 20.

GOMESA Revenue Bonds Fund

The GOMESA Revenue Bonds Fund accounts for the revenues needed to comply with the interest and principal redemption requirements of the GOMESA Series 2019 issuance.

St. James Parish
Convent, Louisiana
Nonmajor Debt Service Funds
Combining Balance Sheet
December 31, 2020

	Certificates of Indebtedness	Consolidated General Obligation Bonds	Limited Tax Bonds	GOMESA Revenue Bonds	Total
Assets					
Cash and cash equivalents	\$ 6,166	\$ 75,253	\$ 100	\$ 755,325	\$ 836,844
Investments	-	117,479	-	-	117,479
Receivables	-	269,226	-	-	269,226
Total assets	<u>\$ 6,166</u>	<u>\$ 461,958</u>	<u>\$ 100</u>	<u>\$ 755,325</u>	<u>\$ 1,223,549</u>
Liabilities and fund balance					
Liabilities:					
Accounts payable	\$ -	\$ 10,971	\$ -	\$ -	\$ 10,971
Total liabilities	<u>-</u>	<u>10,971</u>	<u>-</u>	<u>-</u>	<u>10,971</u>
Fund balance:					
Restricted	6,166	450,987	100	755,325	1,212,578
Total fund balance	<u>6,166</u>	<u>450,987</u>	<u>100</u>	<u>755,325</u>	<u>1,212,578</u>
Total liabilities and fund balance	<u>\$ 6,166</u>	<u>\$ 461,958</u>	<u>\$ 100</u>	<u>\$ 755,325</u>	<u>\$ 1,223,549</u>

St. James Parish
Convent, Louisiana
Nonmajor Debt Service Funds
Combining Statement of Revenues, Expenditures, and Changes in Fund Balances
For the Year Ended December 31, 2020

	Certificates of Indebtedness	Consolidated General Obligation Bonds	Limited Tax Bonds	GOMESA Revenue Bonds	Total
Revenues:					
Taxes:					
Property	\$ -	\$ 342,639	\$ -	\$ -	\$ 342,639
Interest	-	1,661	-	1,213	2,874
Total revenues	-	344,300	-	1,213	345,513
Expenditures:					
Current:					
General government:					
Financial administration	-	12,025	-	-	12,025
Debt Service:					
Principal	235,000	370,000	80,000	245,000	930,000
Interest and other costs	7,064	73,617	15,610	313,903	410,194
Total expenditures	242,064	455,642	95,610	558,903	1,352,219
Excess (deficiency) of revenues over (under) expenditures before other financing sources (uses)	(242,064)	(111,342)	(95,610)	(557,690)	(1,006,706)
Other financing sources (uses):					
Operating transfers in	242,064	-	95,610	999,821	1,337,495
Operating transfers out	-	-	(7,744)	(5,990)	(13,734)
Total other financing sources (uses)	242,064	-	87,866	993,831	1,323,761
Net change in fund balance	-	(111,342)	(7,744)	436,141	317,055
Fund balance, beginning of year	6,166	562,329	7,844	319,184	895,523
Fund balance, end of year	\$ 6,166	\$ 450,987	\$ 100	\$ 755,325	\$ 1,212,578

NONMAJOR CAPITAL PROJECTS FUNDS

Capital projects funds are used to account for the acquisition and construction of major capital facilities other than those financed by proprietary funds and trust funds. The following are the Parish's capital projects funds:

Parishwide Road Improvement Fund

The Parishwide Road Improvement Fund accounts for parishwide road improvements which includes the construction of new roads and bridges. This fund is supported by transfers from the Road and Bridge Maintenance Fund.

Parishwide Sewer Construction Fund

The Parishwide Sewer Construction Fund accounts for expenditures associated with the proposed construction of a parishwide sewer system. The program was financed by the United States Environmental Protection Agency (75%) and the St. James Parish Council (25%) through the sale of general obligation bonds. The program consisted of three phases of which two phases have been completed. Actual construction on the third phase has not yet begun.

LCDBG Road Improvement Fund

The LCDBG Road Improvement Fund accounts for parishwide road improvements funded with a Louisiana Community Development Block Grant. Funding is provided from the State of Louisiana, Division of Administration, Office of Community Development.

LCDBG Sewer Construction Fund

The LCDBG Sewer Construction Fund is used to account for expenditures associated with the development and construction of a community sewerage treatment and disposal system funded with a Louisiana Community Development Block Grant. Funding is provided from the State of Louisiana, Division of Administration, Office of Community Development.

District V Recreation Construction Fund

The District V Recreation Construction Fund accounts for the construction of a multi-purpose building for the District V Recreation District. Funding was provided by the sale of general obligation bonds in the amount of \$1,700,000.

Hazard Mitigation Grant Program Fund

The Hazard Mitigation Grant Program Fund accounts for projects that help localized drainage improvements, and building retrofitting and hardening. Funding is provided by FEMA through the State of Louisiana, Governor's Office of Homeland Security and Emergency Preparedness.

Highway 20 Widening Project Fund

The Highway 20 Widening Project Fund accounts for the expenditures of the pre-construction design and engineering fees for the widening of Louisiana Highway 20.

CDBG Disaster Recovery Projects Fund

The CDBG Disaster Recovery Projects Fund accounts for projects relating to hurricane disaster recovery. Funding is provided from the State of Louisiana, Division of Administration, Office of Community Development.

NONMAJOR CAPITAL PROJECTS FUNDS

(Concluded)

GOMESA Series 2019 Construction Fund

The GOMESA Construction Fund accounts for the revenues to be spent on projects and activities for the purposes of coastal protection, including conservation, coastal restoration, hurricane protection, and infrastructure directly affected by coastal wetland losses; mitigation of damage to fish, wildlife or natural resources; implementation of a federally-approved marine, coastal or comprehensive conservation management plan; mitigation of the impact of outer Continental Shelf activities through the funding of onshore infrastructure projects; and associated planning and administrative costs.

GOMESA Federal Grant Revenue Fund

The GOMESA Federal Grant Revenue Fund accounts for the federal funding received from the Gulf of Mexico Energy Security Act of 2006 (GOMESA). Beginning in 2020, the current receipt of this Federal revenue has been pledged to pay the principal and interest due each year for the \$8,000,000 sale of Revenue Bonds, St. James Parish GOMESA Project, Series 2019. The proceeds from the Revenue Bonds, Series 2019, will finance projects for coastal protection, hurricane protection, infrastructure directly affected by coastal wetland losses, and mitigation measures for coastal restoration.



St. James Parish
Convent, Louisiana
Nonmajor Capital Projects Funds
Combining Balance Sheet
December 31, 2020

	Parishwide Road Improvement	Parishwide Sewer Construction	LCDBG Road Improvement	LCDBG Sewer Construction	District V Recreation Construction
Assets					
Cash and cash equivalents	\$ 33,075	\$ 201,720	\$ 45,618	\$ 7,197	\$ 136,983
Investments	-	26,425	-	-	586,855
Receivables	-	-	-	-	34,438
Due from other funds	10,451	-	-	218,531	22
Total assets	<u>\$ 43,526</u>	<u>\$ 228,145</u>	<u>\$ 45,618</u>	<u>\$ 225,728</u>	<u>\$ 758,298</u>
Liabilities and fund balance					
Liabilities:					
Accounts payable	\$ 43,526	\$ -	\$ -	\$ 225,728	\$ 133,140
Due to other funds	-	-	-	-	-
Total liabilities	<u>43,526</u>	<u>-</u>	<u>-</u>	<u>225,728</u>	<u>133,140</u>
Fund balance:					
Restricted	-	228,145	-	-	625,158
Committed	-	-	45,618	-	-
Total fund balance	<u>-</u>	<u>228,145</u>	<u>45,618</u>	<u>-</u>	<u>625,158</u>
Total liabilities and fund balance	<u>\$ 43,526</u>	<u>\$ 228,145</u>	<u>\$ 45,618</u>	<u>\$ 225,728</u>	<u>\$ 758,298</u>

Hazard Mitigation Grant Program	Highway 20 Widening Project	CDBG Disaster Recovery Projects	GOMESA Series 2019 Construction	GOMESA Federal Grant Revenue	Total
\$ 3,000	\$ 695,819	\$ 13,173	\$ 7,406,552	\$ 980	\$ 8,544,117
-	-	-	-	1,180,804	1,794,084
-	-	82,558	-	-	116,996
-	-	-	-	-	229,004
<u>\$ 3,000</u>	<u>\$ 695,819</u>	<u>\$ 95,731</u>	<u>\$ 7,406,552</u>	<u>\$ 1,181,784</u>	<u>\$ 10,684,201</u>
\$ -	\$ -	\$ -	\$ 5,014	\$ -	\$ 407,408
3,000	-	12,628	-	-	15,628
<u>3,000</u>	<u>-</u>	<u>12,628</u>	<u>5,014</u>	<u>-</u>	<u>423,036</u>
-	695,819	83,103	7,401,538	1,181,784	10,215,547
-	-	-	-	-	45,618
-	695,819	83,103	7,401,538	1,181,784	10,261,165
<u>\$ 3,000</u>	<u>\$ 695,819</u>	<u>\$ 95,731</u>	<u>\$ 7,406,552</u>	<u>\$ 1,181,784</u>	<u>\$ 10,684,201</u>

St. James Parish
Convent, Louisiana
Nonmajor Capital Projects Funds
Combining Statement of Revenues, Expenditures, and Changes in Fund Balances
For the Year Ended December 31, 2020

	Parishwide Road Improvement	Parishwide Sewer Construction	LCDBG Road Improvement	LCDBG Sewer Construction	District V Recreation Construction
Revenues:					
Intergovernmental:					
Federal	\$ -	\$ -	\$ -	\$ -	\$ -
Interest	-	5,722	-	-	4,024
Total revenues	-	5,722	-	-	4,024
Expenditures:					
Current:					
Public safety	-	-	-	-	-
Highways and streets	501,489	-	-	-	-
Culture and recreation	-	-	-	-	10,470
Capital outlay	-	-	-	389,976	-
Total expenditures	501,489	-	-	389,976	10,470
Excess (deficiency) of revenues over (under) expenditures before other financing sources (uses)	(501,489)	5,722	-	(389,976)	(6,446)
Other financing sources (uses):					
Operating transfers in	70,406	-	-	388,597	-
Operating transfers out	-	(1,179,705)	-	-	-
Total other financing sources (uses)	70,406	(1,179,705)	-	388,597	-
Net change in fund balance	(431,083)	(1,173,983)	-	(1,379)	(6,446)
Fund balance, beginning of year	431,083	1,402,128	45,618	1,379	631,604
Fund balance, end of year	\$ -	\$ 228,145	\$ 45,618	\$ -	\$ 625,158

Hazard Mitigation Grant Program	Highway 20 Widening Project	CDBG Disaster Recovery Projects	GOMESA Series 2019 Construction	GOMESA Federal Grant Revenue	Total
\$ -	\$ -	\$ 68,258	\$ -	\$ 964,995	\$ 1,033,253
-	-	-	26,543	2,099	38,388
-	-	68,258	26,543	967,094	1,071,641
-	-	-	-	-	-
-	-	-	5,014	20	5,034
-	-	-	-	-	501,489
-	-	-	-	-	10,470
-	-	-	-	-	389,976
-	-	-	5,014	20	906,969
-	-	-	-	-	-
-	-	68,258	21,529	967,074	164,672
-	7,744	-	5,990	1,179,705	1,652,442
-	(120,150)	-	(34,826)	(964,995)	(2,299,676)
-	(112,406)	-	(28,836)	214,710	(647,234)
-	(112,406)	68,258	(7,307)	1,181,784	(482,562)
-	808,225	14,845	7,408,845	-	10,743,727
\$ -	\$ 695,819	\$ 83,103	\$ 7,401,538	\$ 1,181,784	\$ 10,261,165

St. James Parish
Convent, Louisiana
Schedule of Compensation, Benefits, and Other
Payments to Agency Head
For the Year Ended December 31, 2020

Agency Head Name: Peter A. Dufresne, Parish President

Purpose	Amount
Salary	\$ 160,955
Benefits - insurance	10,026
Benefits - retirement	19,717
Benefits - deferred compensation	-
Benefits - long term disability	112
Benefits - life insurance	170
Benefits - workers compensation	597
Cell phone and case	740
Car allowance	2,272
Vehicle - repairs & maintenance	2,071
Vehicle - insurance	1,780
Vehicle - fuel	1,510
Per diem	-
Reimbursements	-
Travel	5
Membership dues	83
Registration fees	975
Conference travel	741
Conference lodging	1,163
Conference meals	216
Continuing professional education fees	-
Housing	-
Unvouchered expenses	-
Special meals	432
Miscellaneous	60
	<u>\$ 203,625</u>

St. James Parish
Convent, Louisiana
Schedule of Compensation Paid to
Parish Council Members
For the Year Ended December 31, 2020

<u>Parish Council</u>	<u>Amount</u>
Alvin J. St. Pierre, Jr., Chairman	\$ 15,530
Jason P. Amato	14,400
Bradley Ryan Louque	14,469
Mason Bland	13,541
Ralph A. Patin, Jr.	790
Clyde M. Cooper, Sr.	14,400
Donald Nash	13,541
Edward C. Kraemer	790
Vondra Dee Etienne-Steib	14,400
	<u>\$ 101,861</u>

St. James Parish
 Convent, Louisiana
 Justice System Funding Schedule - Receiving Entity
 For the Year Ended December 31, 2020

	First Six Month Period Ended 6/30/20	Second Six Month Period Ended 6/30/20
Receipts From:		
St. James Parish Sheriff, Criminal Court Costs/Fees	\$ 61,592	\$ 46,045
St. James Parish Sheriff, Asset Forfeiture/Sale	-	301
St. James Parish Sheriff, Other	24,009	21,780
Total Receipts	\$ 85,601	\$ 68,126



St. James Parish
Convent, Louisiana
Schedule of Program Revenues, Expenditures, and Changes in Fund Balance
Contracts and Grants Provided Through the Louisiana Governor's Office of Elderly Affairs (GOEA)
For the Year Ended December 31, 2020

	C-2 Home Delivered Meals			C-1 Congregate Meals		
	For the 6 months ended			For the 6 months ended		
	06/30/20	12/31/20	Total	06/30/20	12/31/20	Total
Revenues:						
Intergovernmental:						
GOEA:						
Federal	\$ 22,967	23,848	\$ 46,815	\$ 22,548	\$ 7,818	\$ 30,366
State	12,726	5,778	18,504	7,213	17,411	24,624
Other revenues:						
Sale of meals	3,265	3,171	6,436	2,888	2,228	5,116
Other	(9)	9	-	47	(12)	35
Total other revenues	3,256	3,180	6,436	2,935	2,216	5,151
Total revenues	38,949	32,806	71,755	32,696	27,445	60,141
Expenditures:						
Meals	94,157	105,122	199,279	55,949	68,818	124,767
Distributed administrative costs	-	-	-	-	-	-
Program support	-	-	-	-	-	-
Information and assistance	-	-	-	-	-	-
Outreach	-	-	-	-	-	-
Other priority services	-	-	-	-	-	-
Med alert	-	-	-	-	-	-
Wellness	-	-	-	-	-	-
Public education	-	-	-	-	-	-
Legal assistance	-	-	-	-	-	-
Salaries and fringe benefits	-	-	-	-	-	-
Telephone and internet	-	-	-	-	-	-
Other costs	896	512	1,408	896	512	1,408
Total expenditures	95,053	105,634	200,687	56,845	69,330	126,175
Excess (deficiency) of revenues over (under) expenditures before other financing sources (uses)	(56,104)	(72,828)	(128,932)	(24,149)	(41,885)	(66,034)
Other financing sources (uses):						
Operating transfers in	67,447	61,485	128,932	29,837	36,197	66,034
Operating transfers out	-	-	-	-	-	-
Total other financing sources (uses)	67,447	61,485	128,932	29,837	36,197	66,034
Net change in fund balance	11,343	(11,343)	-	5,688	(5,688)	-
Fund balance, beginning of period	-	11,343	-	-	5,688	-
Fund balance, end of period	\$ 11,343	\$ -	\$ -	\$ 5,688	\$ -	\$ -

Title III-B			Senior Center			Parish Council on Aging		
For the 6 months ended			For the 6 months ended			For the 6 months ended		
06/30/20	12/31/20	Total	06/30/20	12/31/20	Total	06/30/20	12/31/20	Total
\$ 15,325	\$ 18,856	\$ 34,181	\$ -	\$ -	\$ -	\$ -	\$ -	\$ -
936	688	1,624	15,253	15,253	30,506	50,000	50,000	100,000
-	-	-	-	-	-	-	-	-
541	3,750	4,291	-	-	-	15,608	(20,927)	(5,319)
541	3,750	4,291	-	-	-	15,608	(20,927)	(5,319)
16,802	23,294	40,096	15,253	15,253	30,506	65,608	29,073	94,681
-	-	-	-	-	-	-	-	-
-	-	-	-	-	-	-	-	-
-	-	-	-	-	-	-	-	-
3,833	4,761	8,594	-	-	-	-	-	-
639	623	1,262	-	-	-	-	-	-
4,472	4,360	8,832	-	-	-	-	-	-
563	2,658	3,221	-	-	-	-	-	-
5,716	12,451	18,167	-	-	-	-	-	-
3,833	4,187	8,020	-	-	-	-	-	-
1,625	358	1,983	-	-	-	-	-	-
-	-	-	-	-	-	-	-	-
-	-	-	-	-	-	-	-	-
-	-	-	5,434	-	5,434	-	-	-
20,681	29,398	50,079	5,434	-	5,434	-	-	-
-	-	-	-	-	-	-	-	-
(3,879)	(6,104)	(9,983)	9,819	15,253	25,072	65,608	29,073	94,681
4,420	5,563	9,983	5,434	-	5,434	-	-	-
-	-	-	(15,253)	(15,253)	(30,506)	(55,784)	(38,897)	(94,681)
4,420	5,563	9,983	(9,819)	(15,253)	(25,072)	(55,784)	(38,897)	(94,681)
541	(541)	-	-	-	-	9,824	(9,824)	-
-	541	-	-	-	-	-	9,824	-
\$ 541	\$ -	\$ -	\$ -	\$ -	\$ -	\$ 9,824	\$ -	\$ -

(Continued)

St. James Parish
Convent, Louisiana
Schedule of Program Revenues, Expenditures, and Changes in Fund Balance
Contracts and Grants Provided Through the Louisiana Governor's Office of Elderly Affairs (GOEA)
For the Year Ended December 31, 2020

	Nutritional Services Incentive Program			Title IIIC-1 Area Agency Administration		
	For the 6 months ended			For the 6 months ended		
	06/30/20	12/31/20	Total	06/30/20	12/31/20	Total
Revenues:						
Intergovernmental:						
GOEA:						
Federal	\$ 29,074	\$ 31,378	\$ 60,452	\$ 5,612	\$ 5,040	\$ 10,652
State	-	-	-	1,872	1,680	3,552
Other revenues:						
Sale of meals	-	-	-	-	-	-
Other	-	(11,549)	(11,549)	(623)	3	(620)
Total other revenues	-	(11,549)	(11,549)	(623)	3	(620)
Total revenues	29,074	19,829	48,903	6,861	6,723	13,584
Expenditures:						
Meals	-	-	-	-	-	-
Distributed administrative costs	-	-	-	6,860	6,724	13,584
Program support	-	-	-	-	-	-
Information and assistance	-	-	-	-	-	-
Outreach	-	-	-	-	-	-
Other priority services	-	-	-	-	-	-
Med alert	-	-	-	-	-	-
Wellness	-	-	-	-	-	-
Public education	-	-	-	-	-	-
Legal assistance	-	-	-	-	-	-
Salaries and fringe benefits	-	-	-	-	-	-
Telephone and internet	-	-	-	-	-	-
Other costs	-	-	-	-	-	-
Total expenditures	-	-	-	6,860	6,724	13,584
Excess (deficiency) of revenues over (under) expenditures before other financing sources (uses)	29,074	19,829	48,903	1	(1)	-
Other financing sources (uses):						
Operating transfers in	-	-	-	-	-	-
Operating transfers out	(29,074)	(19,829)	(48,903)	-	-	-
Total other financing sources (uses)	(29,074)	(19,829)	(48,903)	-	-	-
Net change in fund balance	-	-	-	1	(1)	-
Fund balance, beginning of period	-	-	-	-	-	-
Fund balance, end of period	\$ -	\$ -	\$ -	\$ 1	\$ (1)	\$ -

Title IIID Preventive Health			Title IIIE National FmlyCaregiverSupport			GOEA Supplemental Senior Center		
For the 6 months ended			For the 6 months ended			For the 6 months ended		
06/30/20	12/31/20	Total	06/30/20	12/31/20	Total	06/30/20	12/31/20	Total
\$ 1,757	\$ 1,660	\$ 3,417	\$ 6,829	\$ 8,765	\$ 15,594	\$ -	\$ -	\$ -
-	-	-	2,274	1,781	4,055	1,550	1,550	3,100
-	-	-	-	-	-	-	-	-
1,465	(1,660)	(195)	(109)	(2,625)	(2,734)	-	-	-
1,465	(1,660)	(195)	(109)	(2,625)	(2,734)	-	-	-
3,222	-	3,222	8,994	7,921	16,915	1,550	1,550	3,100
-	-	-	-	-	-	-	-	-
-	-	-	-	-	-	-	-	-
-	-	-	10,372	12,666	23,038	-	-	-
-	-	-	500	-	500	-	-	-
-	-	-	-	-	-	-	-	-
-	-	-	-	-	-	-	-	-
-	-	-	-	-	-	-	-	-
3,222	-	3,222	-	-	-	-	-	-
-	-	-	-	241	241	-	-	-
-	-	-	-	-	-	-	-	-
-	-	-	-	-	-	-	-	-
-	-	-	-	-	-	-	-	-
-	-	-	-	2,480	2,480	-	-	-
3,222	-	3,222	10,872	15,387	26,259	-	-	-
-	-	-	-	-	-	-	-	-
-	-	-	(1,878)	(7,466)	(9,344)	1,550	1,550	3,100
-	-	-	1,878	7,466	9,344	-	-	-
-	-	-	-	-	-	(1,550)	(1,550)	(3,100)
-	-	-	1,878	7,466	9,344	(1,550)	(1,550)	(3,100)
-	-	-	-	-	-	-	-	-
-	-	-	-	-	-	-	-	-
\$ -	\$ -	\$ -	\$ -	\$ -	\$ -	\$ -	\$ -	\$ -

(Continued)

St. James Parish
Convent, Louisiana
Schedule of Program Revenues, Expenditures, and Changes in Fund Balance
Contracts and Grants Provided Through the Louisiana Governor's Office of Elderly Affairs (GOEA)
For the Year Ended December 31, 2020

	Title V Senior Community Service Employment Program			MIPPA-Medicare Improvements for Patients & Providers		
	For the 6 months ended			For the 6 months ended		
	06/30/20	12/31/20	Total	06/30/20	12/31/20	Total
Revenues:						
Intergovernmental:						
GOEA:						
Federal	\$ 35,975	\$ -	\$ 35,975	\$ -	\$ -	\$ -
State	3,997	-	3,997	-	-	-
Other revenues:						
Sale of meals	-	-	-	-	-	-
Other	56	(26)	30	-	-	-
Total other revenues	56	(26)	30	-	-	-
Total revenues	40,028	(26)	40,002	-	-	-
Expenditures:						
Meals	-	-	-	-	-	-
Distributed administrative costs	14,108	-	14,108	-	-	-
Program support	737	-	737	-	-	-
Information and assistance	-	-	-	-	-	-
Outreach	-	-	-	-	-	-
Other priority services	-	-	-	-	-	-
Med alert	-	-	-	-	-	-
Wellness	-	-	-	-	-	-
Public education	-	-	-	-	-	-
Legal assistance	-	-	-	-	-	-
Salaries and fringe benefits	24,180	31	24,211	-	-	-
Telephone and internet	995	-	995	-	-	-
Other costs	319	-	319	-	-	-
Total expenditures	40,339	31	40,370	-	-	-
Excess (deficiency) of revenues over (under) expenditures before other financing sources (uses)	(311)	(57)	(368)	-	-	-
Other financing sources (uses):						
Operating transfers in	368	-	368	-	-	-
Operating transfers out	-	-	-	-	-	-
Total other financing sources (uses)	368	-	368	-	-	-
Net change in fund balance	57	(57)	-	-	-	-
Fund balance, beginning of period	-	57	-	-	-	-
Fund balance, end of period	\$ 57	\$ -	\$ -	\$ -	\$ -	\$ -

<u>SrCenter Additional Appropriation Fund</u>			
<u>For the 6 months ended</u>			
<u>06/30/20</u>	<u>12/31/20</u>	<u>Total</u>	<u>Totals</u>
\$ -	\$ -	\$ -	\$ 237,452
3,906	3,906	7,812	197,774
-	-	-	11,552
3,906	(3,906)	-	(16,061)
3,906	(3,906)	-	(4,509)
7,812	-	7,812	430,717
-	-	-	324,046
-	-	-	27,692
-	-	-	23,775
-	-	-	9,094
-	-	-	1,262
-	-	-	8,832
-	-	-	3,221
-	-	-	21,389
-	-	-	8,261
-	-	-	1,983
-	-	-	24,211
-	-	-	995
-	-	-	11,049
-	-	-	465,810
7,812	-	7,812	(35,093)
-	-	-	220,095
(7,812)	-	(7,812)	(185,002)
(7,812)	-	(7,812)	35,093
-	-	-	-
-	-	-	-
\$ -	\$ -	\$ -	\$ -

(Concluded)

St. James Parish
Convent, Louisiana
Schedule of Program Expenditures - Budget vs. Actual
Contracts and Grants Provided Through the Louisiana Governor's Office of Elderly Affairs (GOEA)
For the Year Ended December 31, 2020

	Budget	Actual	Variance Favorable (Unfavorable)
Title III C-2 Home Delivered Meals			
Home delivered meals	\$ 204,100	\$ 170,906	\$ 33,194
Other priority services	1,300	-	1,300
Nutritional education	900	1,408	(508)
Total	<u>\$ 206,300</u>	<u>\$ 172,314</u>	<u>\$ 33,986</u>
Title III C-1 Congregate Meals			
Congregate meals	\$ 104,900	\$ 119,091	\$ (14,191)
Nutritional education	2,200	1,408	792
Total	<u>\$ 107,100</u>	<u>\$ 120,499</u>	<u>\$ (13,399)</u>
Title III B - Supportive Services			
Information and assistance	\$ 7,900	\$ 8,594	\$ (694)
Legal assistance	2,400	1,983	417
Outreach	1,300	1,262	38
Other priority services	7,900	8,832	(932)
Med Alert	3,100	3,221	(121)
Wellness	11,900	6,784	5,116
Public education	8,000	8,020	(20)
Total	<u>\$ 42,500</u>	<u>\$ 38,696</u>	<u>\$ 3,804</u>
Senior Center			
Non-Capital Office Furniture & Equipment	\$ 9,300	\$ 5,434	\$ 3,866
Congregate meals transfers	30,600	30,506	94
Total	<u>\$ 39,900</u>	<u>\$ 35,940</u>	<u>\$ 3,960</u>
Parish Council on Aging			
Home delivered meals transfers	\$ 71,800	\$ 64,698	\$ 7,102
Congregate Meals transfers	10,700	10,656	44
IIIB Social Services transfers	13,700	9,983	3,717
IIIE Caregivers transfers	9,600	9,344	256
Total	<u>\$ 105,800</u>	<u>\$ 94,681</u>	<u>\$ 11,119</u>
Nutritional Services Incentive Program			
Home delivered meals transfers	\$ 55,000	\$ 48,903	\$ 6,097
	<u>\$ 55,000</u>	<u>\$ 48,903</u>	<u>\$ 6,097</u>
Title III C - Area Agency Administration			
Distributed administrative costs	\$ 13,600	\$ 13,584	\$ 16
Total	<u>\$ 13,600</u>	<u>\$ 13,584</u>	<u>\$ 16</u>

St. James Parish
Convent, Louisiana
Schedule of Program Expenditures - Budget vs. Actual
Contracts and Grants Provided Through the Louisiana Governor's Office of Elderly Affairs (GOEA)
For the Year Ended December 31, 2020

	Budget	Actual	Variance Favorable (Unfavorable)
Title III D - Preventive Health			
Wellness	\$ 4,900	\$ 3,222	\$ 1,678
Total	<u>\$ 4,900</u>	<u>\$ 3,222</u>	<u>\$ 1,678</u>
Title III E - Caregiver			
Program support	\$ 26,000	\$ 23,038	\$ 2,962
Information and assistance	800	500	300
Public education	300	241	59
Support groups	300	-	300
Material aid	1,800	2,480	(680)
Total	<u>\$ 29,200</u>	<u>\$ 26,259</u>	<u>\$ 2,941</u>
GOEA Supplemental Senior Center			
Congregate meals transfers	\$ 3,100	\$ 3,100	\$ -
Total	<u>\$ 3,100</u>	<u>\$ 3,100</u>	<u>\$ -</u>
Title V - Senior Community Service Employment Program			
Salaries and fringe benefits	\$ 24,200	\$ 24,211	\$ (11)
Program support	700	737	(37)
Distributed administrative cost	14,200	14,108	92
Telephone and internet	1,000	995	5
Other costs	300	319	(19)
Total	<u>\$ 40,400</u>	<u>\$ 40,370</u>	<u>\$ 30</u>
Sr Center Additional Appropriation			
Senior Center Fund transfers	\$ 9,300	\$ 5,434	\$ 3,866
Congregate meals transfers	2,400	2,378	22
Total	<u>\$ 11,700</u>	<u>\$ 7,812</u>	<u>\$ 3,888</u>
COVID-19 - 1st Families			
Title III-C-2 Home Delivered Meals	\$ -	\$ 11,352	\$ (11,352)
Title III-C-1 Congregate Meals	5,700	5,676	24
Total	<u>\$ 5,700</u>	<u>\$ 17,028</u>	<u>\$ (11,328)</u>
COVID-19			
Title III-C-2 Home Delivered Meals	\$ 17,000	\$ 17,021	\$ (21)
Title III-B Supportive Services wellness	11,400	11,383	17
Title III-E National Caregiver program support	3,400	-	3,400
Total	<u>\$ 31,800</u>	<u>\$ 28,404</u>	<u>\$ 3,396</u>



STATISTICAL SECTION (UNAUDITED)





St. James Parish
Convent, Louisiana
Net Position by Component
For the Last Ten Fiscal Years
(Unaudited)

Governmental Activities	2020	2019	2018	2017
Net Investment in Capital Assets	\$ 60,772,724	\$ 60,284,841	\$ 61,273,545	\$ 61,210,241
Restricted	79,200,884	74,097,334	63,734,142	57,514,478
Unrestricted	<u>3,692,447</u>	<u>2,097,629</u>	<u>328,006</u>	<u>4,992,472</u>
Total Government Activities Net Position	<u>\$ 143,666,055</u>	<u>\$ 136,479,804</u>	<u>\$ 125,335,693</u>	<u>\$ 123,717,191</u>
Business-type Activities				
Net Investment in Capital Assets	\$ 13,846,550	\$ 14,571,303	\$ 15,148,310	\$ 16,313,284
Unrestricted	<u>13,890,350</u>	<u>13,529,426</u>	<u>15,403,851</u>	<u>13,997,872</u>
Total Business-type Activities Net Position	<u>\$ 27,736,900</u>	<u>\$ 28,100,729</u>	<u>\$ 30,552,161</u>	<u>\$ 30,311,156</u>
Primary Government				
Net Investment in Capital Assets	\$ 74,619,274	\$ 74,856,144	\$ 76,421,855	\$ 77,523,525
Restricted	79,200,884	74,097,334	63,734,142	57,514,478
Unrestricted	<u>17,582,797</u>	<u>15,627,055</u>	<u>15,731,857</u>	<u>18,990,344</u>
Total Primary Government Net Position	<u>\$ 171,402,955</u>	<u>\$ 164,580,533</u>	<u>\$ 155,887,854</u>	<u>\$ 154,028,347</u>

Source: Audited Annual Comprehensive Financial Report

2016	2015	2014	2013	2012	2011
\$ 61,408,991	\$ 60,873,245	\$ 57,285,911	\$ 50,197,934	\$ 46,411,603	\$ 43,274,121
52,179,052	49,214,805	43,371,268	40,881,997	39,808,673	45,660,703
4,881,018	5,064,110	4,678,608	4,620,483	2,479,232	(7,252,799)
<u>\$ 118,469,061</u>	<u>\$ 115,152,160</u>	<u>\$ 105,335,787</u>	<u>\$ 95,700,414</u>	<u>\$ 88,699,508</u>	<u>\$ 81,682,025</u>
\$ 15,879,896	\$ 13,027,858	\$ 13,136,113	\$ 14,520,264	\$ 16,174,036	\$ 16,967,209
12,858,453	10,815,683	9,107,625	7,879,290	6,171,145	4,738,623
<u>\$ 28,738,349</u>	<u>\$ 23,843,541</u>	<u>\$ 22,243,738</u>	<u>\$ 22,399,554</u>	<u>\$ 22,345,181</u>	<u>\$ 21,705,832</u>
\$ 77,288,887	\$ 73,901,103	\$ 70,422,024	\$ 64,718,198	\$ 62,585,639	\$ 60,241,330
52,179,052	49,214,805	43,371,268	40,881,997	39,808,673	45,660,703
17,739,471	15,879,793	13,786,233	12,499,773	8,650,377	(2,514,176)
<u>\$ 147,207,410</u>	<u>\$ 138,995,701</u>	<u>\$ 127,579,525</u>	<u>\$ 118,099,968</u>	<u>\$ 111,044,689</u>	<u>\$ 103,387,857</u>

Table 1

St. James Parish
Convent, Louisiana
Changes in Net Position
For the Last Ten Fiscal Years
(Unaudited)

	2020	2019	2018	2017	2016	2015	2014
Expenses							
Governmental Activities:							
General Government	\$ 7,040,729	\$ 7,785,677	\$ 7,279,196	\$ 7,591,466	\$ 10,859,084	\$ 7,901,087	\$ 9,668,333
Public Safety	6,994,265	5,963,865	4,741,595	4,925,318	5,188,991	4,279,421	4,037,958
Highways and Streets	4,854,856	4,751,210	4,785,204	4,353,062	4,423,387	5,135,675	4,602,549
Sanitation	1,892,196	1,821,725	1,657,341	1,757,001	1,762,686	1,640,624	1,885,173
Public Housing	560	1,669	1,120	1,520	2,040	1,760	1,520
Public Transportation	990,825	1,251,134	1,162,070	1,137,729	1,086,491	979,977	1,050,665
Health and Welfare	4,985,226	5,413,297	4,648,972	4,634,763	4,588,426	4,330,229	4,418,589
Culture and Recreation	3,221,320	3,381,256	3,072,384	3,140,806	3,000,542	2,639,566	2,828,449
Economic Development	300,963	542,190	589,186	591,039	545,160	1,650,942	2,300,637
Interest on Long Term Debt	390,776	181,411	150,527	161,533	194,613	234,088	271,857
Total Governmental Activities Expenses:	30,671,716	31,093,434	28,087,595	28,294,237	31,651,420	28,793,369	31,065,730
Business-type Activities:							
Gas and water	5,081,205	5,183,022	4,888,504	4,649,402	4,804,459	4,712,158	4,949,997
Youth detention	-	-	208,116	321,151	337,224	399,642	443,689
Total Business-type Activities Expenses:	5,081,205	5,183,022	5,096,620	4,970,553	5,141,683	5,111,800	5,393,686
Total Primary Government Expenses:	<u>\$ 35,752,921</u>	<u>\$ 36,276,456</u>	<u>\$ 33,184,215</u>	<u>\$ 33,264,790</u>	<u>\$ 36,793,103</u>	<u>\$ 33,905,169</u>	<u>\$ 36,459,416</u>
Program Revenues							
Governmental Activities							
Charges for Service:							
General Government	\$ -	\$ -	\$ -	\$ 2,202	\$ 614	\$ 324	\$ 497
Public Safety	330,248	331,852	335,346	317,780	234,568	236,852	242,902
Sanitation	576,246	574,185	569,226	581,563	592,296	589,250	598,021
Public Transportation	13,165	29,819	26,699	20,694	22,459	43,020	78,245
Culture and Recreation	16,728	36,271	49,570	38,601	51,117	38,646	38,514
Operating Grants and Contributions:							
General Government	461,245	366,059	820,642	1,180,895	1,522,807	1,767,485	539,799
Public Safety	318,678	260,512	330,868	238,517	141,444	117,798	(6,929)
Highways and Streets	272,565	682,124	289,828	367,054	289,713	312,243	729,720
Sanitation	37,460	(6)	82	858,576	281,450	88,166	61,609
Public Transportation	608,199	601,782	497,984	498,818	510,845	565,666	542,833
Health and Welfare	1,107,588	937,680	900,140	881,887	979,162	988,690	923,370
Culture and Recreation	36,066	3,438	22,910	37,127	26,400	26,907	469,593
Economic Development	-	-	(7,168)	11,000	-	766,838	1,517,741
Capital Grants and Contributions:							
General Government	68,258	911,529	(27,678)	216,386	3,458,600	4,676,266	7,054,640
Public Safety	964,995	-	-	1,481,000	825,000	-	16,666
Highways and Streets	-	-	-	-	-	-	640,082
Sanitation	-	650,904	517,254	-	-	-	-
Culture and Recreation	-	-	-	-	-	-	-
Total Governmental Activities Program Revenues:	4,811,441	5,386,149	4,325,703	6,732,100	8,936,475	10,218,151	13,447,303
Business-type Activities							
Charges for Service:							
Gas and water	4,528,644	4,868,291	5,120,520	5,148,051	5,971,107	5,365,854	5,450,860
Youth detention	-	-	548	684	684	21,213	47,676
Operating Grants and Contributions	80,665	84,267	277,449	1,003,272	113,365	121,548	(3,235)
Capital Grants and Contributions	-	-	-	-	3,607,643	656,847	24,287
Total Business-type Activities Program Revenues:	4,609,309	4,952,558	5,398,517	6,152,007	9,692,799	6,165,462	5,519,588
Total Primary Government Program Revenues:	<u>\$ 9,420,750</u>	<u>\$ 10,338,707</u>	<u>\$ 9,724,220</u>	<u>\$ 12,884,107</u>	<u>\$ 18,629,274</u>	<u>\$ 16,383,613</u>	<u>\$ 18,966,891</u>
General Revenues and Other Changes in Net Position							
Governmental Activities							
Taxes:							
Property Taxes	\$ 21,331,603	\$ 20,816,615	\$ 18,716,971	\$ 17,107,025	\$ 15,933,351	\$ 17,925,981	\$ 16,937,947
Voluntary Payments in Lieu of Taxes	587,826	530,933	490,366	490,372	472,882	415,105	356,945
Sales and Use Taxes	7,157,568	8,351,852	8,230,164	6,391,264	6,194,460	6,560,147	6,563,038
Alcoholic Beverages	20,676	19,746	19,591	20,716	24,080	19,896	19,291
Franchise Fees	-	-	-	134,803	134,507	124,962	112,635
Other	-	-	-	-	-	-	226,886
Licenses and Permits:	951,972	929,585	1,019,000	-	-	-	-
Fines and Forfeits	110,233	137,857	138,586	150,046	133,103	169,306	185,502
Grants and Contributions Not Restricted for Specific Purposes	1,338,968	746,581	55,379	844,339	967,196	697,027	537,865
Investment/Interest Income (Loss) on Investments	557,051	1,426,464	784,477	291,012	104,635	93,182	68,238
Other Revenue	1,408,581	1,359,513	1,290,860	1,401,268	2,055,795	1,770,456	2,248,504
Gain (loss) on sale of fixed assets	(413,869)	-	(44,833)	(41,968)	(20,366)	(340,673)	(4,494)
Transfers	(4,084)	(17,830)	(5,470)	21,390	32,203	28,312	1,443
Total Governmental Activities:	33,046,525	34,301,316	30,695,091	26,810,267	26,031,846	27,463,701	27,253,800
Business-type Activities							
Taxes:							
Property Taxes	-	-	364,831	333,930	320,467	339,137	328,319
Fines and Forfeits	-	-	750	500	750	500	650
Grants and Contributions Not Restricted for Specific Purposes	-	-	-	-	-	-	-
Investment/Interest Income (Loss) on Investments	-	-	209,662	73,091	19,091	19,293	5,394
Other Revenue	103,983	311,282	1,150	481	53	5,292	-
Contributions	-	-	-	-	-	-	-
Gain (loss) on sale of fixed assets	-	-	210,000	(6,259)	2,850	20,536	-
Transfers	4,084	17,830	5,470	(10,390)	-	23,528	70,856
Total Business-type Activities:	108,067	329,112	791,863	391,353	343,211	408,286	405,219
Total Primary Government General Revenues	<u>\$ 33,154,592</u>	<u>\$ 34,630,428</u>	<u>\$ 31,486,954</u>	<u>\$ 27,201,620</u>	<u>\$ 26,375,057</u>	<u>\$ 27,871,987</u>	<u>\$ 27,659,019</u>
Changes in Net Position:							
Governmental Activities	\$ 7,186,250	\$ 8,594,031	\$ 6,933,199	\$ 5,248,130	\$ 3,316,901	\$ 8,888,483	\$ 9,635,373
Business-type Activities	(363,829)	98,648	1,093,760	1,572,807	4,894,327	1,461,948	531,121
Total Primary Government Change in Net Position	<u>\$ 6,822,421</u>	<u>\$ 8,692,679</u>	<u>\$ 8,026,959</u>	<u>\$ 6,820,937</u>	<u>\$ 8,211,228</u>	<u>\$ 10,350,431</u>	<u>\$ 10,166,494</u>

Source: Audited Annual Comprehensive Financial Report

	2013	2012	2011
\$	8,236,128	\$ 6,732,098	\$ 6,621,438
	4,267,863	4,819,301	4,248,759
	4,986,297	4,749,877	3,706,786
	2,114,685	2,254,460	2,294,058
	1,520	1,440	1,600
	1,109,617	1,079,542	1,105,299
	4,267,848	4,380,789	4,241,059
	2,651,854	2,539,859	2,466,959
	2,531,181	2,471,457	2,466,047
	303,918	378,241	397,687
	30,470,911	29,407,064	27,549,692
	4,651,137	4,305,232	4,449,022
	1,162,960	2,691,169	2,556,044
	5,814,097	6,996,401	7,005,066
\$	36,285,008	\$ 36,403,465	\$ 34,554,758
\$	618,451	\$ 595,902	\$ 489,358
	246,649	230,415	246,263
	943,799	888,977	862,936
	80,648	74,243	54,678
	34,852	30,951	36,225
	1,100,449	1,378,395	420,047
	11,343	856,346	133,259
	385,456	1,495,715	317,113
	38,281	93,476	34,460
	781,583	844,690	1,134,977
	925,781	1,195,656	1,477,656
	26,234	14,050	15,246
	1,445,071	1,467,646	1,411,241
	-	606,800	4,204,872
	4,298,189	17,057	46,447
	17,879	-	-
	-	-	-
	-	-	10,000
	10,954,665	9,790,319	10,894,778
	5,371,779	4,569,403	4,675,975
	588,071	1,431,321	1,355,928
	119,893	212,845	132,486
	9,116	-	1,487,454
	6,088,859	6,213,569	7,651,843
\$	17,043,524	\$ 16,003,888	\$ 18,546,621
\$	16,742,024	\$ 15,851,387	\$ 13,229,768
	90,507	442,923	441,612
	6,930,580	7,848,215	6,732,224
	21,255	21,679	20,706
	103,044	92,003	81,956
	488,466	35,833	94,083
	-	-	-
	179,042	237,986	240,935
	449,066	625,262	618,311
	16,005	98,695	117,409
	2,126,963	1,823,533	1,752,219
	(91,862)	79,424	12,502
	(3,772)	(522,712)	(313,607)
	27,051,318	26,634,228	23,028,118
	535,074	489,409	404,837
	550	1,050	550
	3,841	-	-
	-	6,758	4,367
	-	294,897	227,284
	990,000	-	-
	-	7,020	-
	90,007	623,047	383,907
	1,619,472	1,422,181	1,020,945
\$	28,670,790	\$ 28,056,409	\$ 24,049,063
\$	7,535,072	\$ 7,017,483	\$ 6,373,204
	1,894,234	639,349	1,667,722
\$	9,429,306	\$ 7,656,832	\$ 8,040,926

Table 2

St. James Parish
Convent, Louisiana
General Government Tax Revenues by Source
For the Last Ten Fiscal Years
(Unaudited)

<u>Fiscal Year</u>	<u>Ad Valorem Tax and Revenue Sharing</u>	<u>Sales and Use Tax</u>	<u>Totals</u>
2020	\$ 21,331,603	\$ 7,157,568	\$ 28,489,171
2019	20,816,615	8,351,852	29,168,467
2018	19,081,802	8,230,164	27,311,966
2017	17,440,955	6,391,264	23,832,219
2016	16,253,818	6,194,460	22,448,278
2015	18,265,118	6,560,147	24,825,265
2014	17,266,266	6,563,038	23,829,304
2013	17,277,098	6,930,580	24,207,678
2012	16,340,796	7,848,215	24,189,011
2011	13,640,365	6,732,224	20,372,589

Source: Audited Annual Comprehensive Financial Report



St. James Parish
Convent, Louisiana
Fund Balances of Governmental Funds
For the Last Ten Fiscal Years
(Unaudited)

	2020	2019	2018	2017
General Fund:				
Nonspendable	\$ 22,190	\$ 22,193	\$ 21,776	\$ 2,405
Restricted	9,039,025	8,034,473	7,293,716	6,645,773
Committed	-	-	-	-
Assigned	-	-	-	-
Unassigned	7,210,317	6,599,544	5,927,831	5,107,704
Total General Fund:	<u>\$ 16,271,532</u>	<u>\$ 14,656,210</u>	<u>\$ 13,243,323</u>	<u>\$ 11,755,882</u>
All Other Governmental Funds:				
Nonspendable	\$ 45,919	\$ 106,315	\$ 118,512	\$ 101,664
Restricted	79,593,889	75,381,010	55,296,235	49,120,330
Committed	792,446	764,691	1,346,935	1,573,390
Assigned	24,016	98,568	54,228	77,588
Unassigned	-	-	-	-
Total All Other Governmental Funds:	<u>\$ 80,456,270</u>	<u>\$ 76,350,584</u>	<u>\$ 56,815,910</u>	<u>\$ 50,872,972</u>

Source: Audited Annual Comprehensive Financial Report

2016	2015	2014	2013	2012	2011
\$ 43,382	\$ 36,691	\$ 38,724	\$ 35,049	\$ 39,552	\$ 39,042
6,085,801	5,685,398	5,085,694	4,370,193	3,709,980	2,799,150
-	-	-	-	-	-
-	-	-	-	-	-
4,563,329	4,125,646	4,295,190	4,227,544	3,683,019	3,467,919
<u>\$ 10,692,512</u>	<u>\$ 9,847,735</u>	<u>\$ 9,419,608</u>	<u>\$ 8,632,786</u>	<u>\$ 7,432,551</u>	<u>\$ 6,306,111</u>
\$ 112,580	\$ 16,476	\$ 114,164	\$ -	\$ -	\$ -
44,902,447	43,074,139	39,056,187	36,613,396	35,592,130	33,645,607
660,970	771,687	786,653	908,876	544,755	739,779
90,747	65,138	165,461	161,399	29,038	28,326
(493,386)	(386,970)	(233,594)	(37,421)	(15,210)	(30,607)
<u>\$ 45,273,358</u>	<u>\$ 43,540,470</u>	<u>\$ 39,888,871</u>	<u>\$ 37,646,250</u>	<u>\$ 36,150,713</u>	<u>\$ 34,383,105</u>

Table 4

St. James Parish
Convent, Louisiana
Changes in Fund Balances of Governmental Funds
For the Last Ten Fiscal Years
(Unaudited)

	2020	2019	2018	2017
<u>Revenues</u>				
Taxes:				
Property	\$ 21,194,377	\$ 20,854,119	\$ 18,712,780	\$ 17,879,134
Voluntary payments in lieu of taxes	587,826	530,933	490,366	490,372
Sales and Use	7,157,568	8,351,852	8,230,164	6,391,264
Alcoholic Beverages (Beer)	20,676	19,746	19,591	20,716
Licenses and Permits	951,972	929,585	1,019,000	929,703
Intergovernmental:				
Federal	2,982,178	2,053,202	1,858,545	2,645,017
State	1,885,218	2,301,883	1,172,213	1,150,488
Local	346,626	805,518	564,834	548,756
Fines and Forfeits	110,233	137,857	138,586	150,046
Charges for Services	936,387	972,127	980,841	958,272
Interest	537,875	1,371,097	744,866	279,161
In-kind contributions	28,839	219,582	98,855	200,817
Other	1,277,033	1,041,654	1,063,407	1,102,207
Total Revenues	<u>38,016,808</u>	<u>39,589,155</u>	<u>35,094,048</u>	<u>32,745,953</u>
<u>Expenditures:</u>				
Current:				
General Government	7,421,292	7,041,760	6,857,233	6,662,915
Public Safety	5,855,159	4,785,384	3,887,485	3,866,673
Highway and Streets	2,989,022	2,958,778	2,818,601	2,554,955
Sanitation	1,819,034	1,726,656	1,583,226	1,689,281
Public Housing	560	1,669	1,120	1,520
Public Transportation	868,957	1,083,458	1,059,422	999,550
Health and Welfare	4,710,231	4,823,202	4,441,431	4,369,150
Culture and Recreation	2,664,033	2,711,685	2,529,968	2,595,494
Economic Development	287,662	522,204	569,813	567,358
In-kind Expenses	28,839	219,582	98,855	200,817
Debt Service:				
Principal	1,028,550	745,531	722,605	1,212,768
Interest and Other Costs	413,308	121,482	138,644	154,043
Capital Outlay	4,205,069	2,151,700	2,948,753	2,609,452
Total Expenditures	<u>32,291,716</u>	<u>28,893,091</u>	<u>27,657,156</u>	<u>27,487,246</u>
Excess Revenue/(Expenditures) before other financing services	5,725,092	10,696,064	7,436,892	5,258,707
<u>Other Financing Sources/(Uses):</u>				
Bond Issuance Cost	-	(280,753)	(1,043)	(17,113)
Proceeds from Debt Issuance	-	8,000,000	-	850,000
Operating Transfers In	7,195,228	12,878,182	4,678,551	6,536,698
Operating Transfers Out	(7,199,312)	(12,896,012)	(4,684,021)	(5,965,308)
Payment to Refunded Bond Agent	-	-	-	-
Total Other Financing Sources/(Uses)	<u>(4,084)</u>	<u>7,701,417</u>	<u>(6,513)</u>	<u>1,404,277</u>
Net Changes in Fund Balance	<u>\$ 5,721,008</u>	<u>\$ 18,397,481</u>	<u>\$ 7,430,379</u>	<u>\$ 6,662,984</u>
Debt Service as a Percentage of Noncapital Expenditures:	<u>5.13%</u>	<u>3.24%</u>	<u>3.49%</u>	<u>5.49%</u>

Source: Audited Annual Comprehensive Financial Report
Table 5

2016	2015	2014	2013	2012	2011
\$ 15,576,026	\$ 17,531,951	\$ 16,935,943	\$ 16,735,601	\$ 15,850,168	\$ 13,303,854
472,882	415,105	356,945	90,507	442,923	441,612
6,194,460	6,560,147	6,563,038	6,930,580	7,848,215	6,732,224
24,080	19,896	19,291	21,255	21,679	20,706
1,053,476	770,883	742,755	721,027	691,770	568,423
5,283,741	4,806,637	8,473,145	4,203,112	6,909,898	4,386,519
1,447,626	4,044,384	4,138,518	5,925,294	1,603,864	5,323,534
527,281	510,144	503,517	507,535	664,142	616,097
133,103	169,306	185,502	179,042	237,986	240,935
901,054	908,092	958,179	1,306,416	1,228,911	1,202,742
103,511	92,313	63,694	15,210	91,942	109,234
70,090	509,070	420,032	531,375	519,713	560,969
1,880,311	1,163,354	649,151	918,808	856,316	792,700
33,667,641	37,501,282	40,009,710	38,085,762	36,967,527	34,299,549
6,491,032	7,542,722	8,200,935	6,955,368	6,289,406	6,270,398
4,375,873	3,912,047	3,450,136	3,517,021	4,150,396	3,596,714
2,551,449	3,393,299	2,889,836	3,301,145	3,134,004	2,148,846
1,677,219	1,579,538	1,838,998	2,051,552	2,198,518	2,235,923
2,040	1,760	1,520	1,520	1,440	1,600
981,189	867,146	927,793	1,041,326	989,523	995,762
4,418,675	4,133,592	4,082,536	4,128,375	4,280,612	4,132,915
2,498,170	2,440,099	2,465,007	2,371,793	2,219,137	2,171,238
511,582	1,353,675	2,033,136	1,962,579	1,928,087	1,895,646
70,090	509,070	420,032	531,375	519,713	560,969
1,174,019	1,125,353	1,087,769	1,714,000	1,680,000	1,365,780
194,027	233,248	250,470	334,329	394,916	372,845
6,706,814	6,868,319	9,822,581	8,157,163	6,397,433	8,752,904
31,652,179	33,959,868	37,470,749	36,067,546	34,183,185	34,501,540
2,015,462	3,541,414	2,538,961	2,018,216	2,784,342	(201,991)
-	-	(32,156)	-	(2,582)	(28,685)
-	-	2,530,000	629,596	180,000	2,500,000
4,619,011	3,792,127	2,711,871	4,235,145	3,305,375	1,726,246
(4,056,808)	(3,253,815)	(2,229,429)	(3,768,918)	(3,373,087)	(4,384,426)
-	-	(2,489,804)	-	-	-
562,203	538,312	490,482	1,095,823	109,706	(186,865)
\$ 2,577,665	\$ 4,079,726	\$ 3,029,443	\$ 3,114,039	\$ 2,894,048	\$ (388,856)
5.48%	5.01%	4.84%	7.34%	7.47%	6.75%

Table 5

St. James Parish
Convent, Louisiana
Assessed Valuation of Taxable Property
For the Last Ten Fiscal Years
(Unaudited)

Fiscal Year	Total Assessed Value	Amount of Homestead Exemption	Total Taxable Assessed Value	Total Direct Tax Rate	Estimated Actual Taxable Value	Assessed Value as a Percentage of Actual Value
2020	\$ 698,481,031	\$ 41,550,480	\$ 656,930,551	44.30	\$ 5,972,095,918	11%
2019	641,605,867	41,299,337	600,306,530	44.30	5,457,332,091	11%
2018	835,293,888	279,920,448	555,373,440	44.30	5,048,849,455	11%
2017	557,539,110	40,704,290	516,834,820	43.56	4,698,498,364	11%
2016	617,169,587	39,385,919	577,783,668	43.67	5,252,578,800	11%
2015	584,035,788	39,268,684	544,767,104	43.67	4,952,428,218	11%
2014	574,491,990	38,980,307	535,511,683	43.67	4,868,288,027	11%
2013	528,213,839	38,666,723	489,547,116	43.67	4,450,428,327	11%
2012	449,158,779	39,396,264	409,762,515	43.67	3,725,113,773	11%
2011	418,714,085	39,245,078	379,469,007	43.96	3,449,718,245	11%

Fiscal Year	Real Property and Improvements	Personal Property	Public Service Property	Total Assessed Valuation	Amount of Homestead Exemption	Total Taxable Assessed Value
2020	\$ 129,860,164	\$ 497,334,317	\$ 71,286,550	\$ 698,481,031	\$ 41,550,480	\$ 656,930,551
2019	127,827,706	680,437,685	66,810,400	875,075,791	41,299,337	833,776,454
2018	126,269,331	649,963,867	59,060,690	835,293,888	279,920,448	555,373,440
2017	123,557,466	374,971,224	59,010,420	557,539,110	40,704,290	516,834,820
2016	112,067,637	449,002,170	56,099,780	617,169,587	39,385,919	577,783,668
2015	110,755,135	418,669,353	54,611,300	584,035,788	39,268,684	544,767,104
2014	111,405,126	411,887,594	51,199,270	574,491,990	38,980,307	535,511,683
2013	106,063,357	372,655,492	49,494,990	528,213,839	38,666,723	489,547,116
2012	100,621,361	300,400,058	48,137,360	449,158,779	39,396,264	409,762,515
2011	99,625,961	274,872,614	44,215,510	418,714,085	39,245,078	379,469,007

Source: St. James Parish Assessor's Office



St. James Parish
Convent, Louisiana
Ad Valorem Tax Rates and Tax Levies
Direct and Overlapping Governments and Assessed Millages
For the Last Ten Fiscal Years
(Unaudited)

TAX RATES (Mills per Dollar)

Fiscal Year	Sheriff's Office	School Taxes	Road Taxes	Parish Council	Recreation Districts
2020	20.96	44.30	5.97	20.20	6.11
2019	20.96	44.30	5.97	19.95	5.98
2018	20.96	44.30	5.97	19.95	5.88
2017	20.96	43.56	5.95	19.94	6.03
2016	20.96	43.67	5.95	20.05	6.23
2015	20.96	43.67	5.95	20.12	6.23
2014	20.96	43.67	5.95	20.22	6.63
2013	20.96	43.67	5.95	21.27	6.63
2012	20.96	43.67	5.97	21.27	6.71
2011	20.96	43.96	5.97	22.86	6.71

TAX LEVIES

Fiscal Year	Sheriff's Office	School Taxes	Road Taxes	Parish Council	Recreation Districts
2020	\$ 13,769,290	\$ 29,102,031	\$ 3,855,982	\$ 13,269,994	\$ 572,004
2019	12,582,450	26,593,586	3,521,609	11,976,124	507,238
2018	11,640,653	24,603,050	3,258,804	11,079,708	453,558
2017	10,832,883	22,513,323	3,017,122	10,305,677	485,097
2016	12,110,370	25,231,824	3,388,182	11,584,568	591,082
2015	11,418,341	23,789,998	3,185,587	10,960,740	562,281
2014	11,224,347	23,385,814	3,128,867	10,828,065	601,613
2013	10,260,929	21,378,539	2,851,522	10,412,689	600,213
2012	8,588,641	18,013,174	2,394,401	8,715,669	490,838
2011	7,953,689	16,681,470	2,213,125	8,678,475	454,635

Source: St. James Parish Assessor's Office

Table 7

<u>Public Safety</u>	<u>Detention Center</u>	<u>Levee Districts</u>	<u>Drainage Taxes</u>	<u>Fire Protection</u>	<u>Other Taxes</u>	<u>Parish Totals</u>
5.19	0.60	7.41	3.00	0.74	3.04	117.52
5.19	0.60	7.40	3.00	0.74	3.04	117.08
5.19	0.60	7.26	3.00	0.74	2.89	116.74
5.18	0.60	7.26	2.99	0.74	2.89	116.10
5.19	0.60	7.40	3.00	0.74	2.59	116.38
5.19	0.60	7.35	3.00	0.74	2.59	116.40
5.19	1.00	7.35	2.98	0.74	2.59	117.28
5.19	1.00	7.35	2.98	0.74	28.62	144.36
5.19	1.00	7.42	2.98	0.74	2.61	118.52
5.19	1.00	7.42	2.98	0.74	2.63	120.42

<u>Public Safety</u>	<u>Detention Center</u>	<u>Levee Districts</u>	<u>Drainage Taxes</u>	<u>Fire Protection</u>	<u>Other Taxes</u>	<u>Parish Totals</u>
\$3,409,480	\$394,160	\$2,403,976	\$1,970,797	\$437,369	\$1,518,080	\$70,703,163
3,115,601	360,185	2,199,766	1,800,925	398,184	1,387,232	64,442,900
2,882,397	333,226	2,002,958	1,666,126	368,963	1,283,112	59,572,554
2,677,829	310,102	1,865,811	1,545,335	339,509	1,198,216	55,090,904
2,998,713	346,670	2,124,360	1,733,353	386,146	1,322,511	61,817,779
2,827,356	326,863	1,983,636	1,634,307	361,438	1,251,844	58,302,391
2,779,321	535,518	1,952,976	1,595,830	353,355	1,246,014	57,631,720
2,540,764	489,552	1,777,307	1,458,855	316,461	1,539,994	53,262,825
2,126,681	409,766	1,501,590	1,221,098	264,832	955,577	44,682,267
1,969,457	379,473	1,388,038	1,130,823	242,101	880,493	41,971,779

Table 7

St. James Parish
Convent, Louisiana
Principal Property Taxpayers
As of December 31, 2020 and December 31, 2011
(Unaudited)

Taxpayer	2020			2011		
	Assessed Value	Rank	Percent of Total Assessed Value	Assessed Value	Rank	Percent of Total Assessed Value
Equilon Enterprises LLC*	\$ 199,766,270	1	27.84%	\$ 126,421,854	1	28.15%
Mosaic Fertilizer LLC - Uncle Sam	136,606,484	2	19.04%	36,612,189	3	8.15%
Mosaic Fertilizer LLC - Faustina	87,706,223	3	12.22%	-	-	-
American Styrenics LLC	47,631,682	4	6.64%	24,174,792	4	5.38%
Zen-Noh Grain Corp.	35,008,920	5	4.88%	9,828,926	10	2.19%
Noranda Alumina LLC	26,428,076	6	3.68%	11,288,964	7	2.51%
Locap, Inc.	18,977,990	7	2.65%	12,029,440	6	2.68%
Louisiana Sugar Refining LLC	15,087,324	8	2.10%	10,183,211	9	2.27%
Occidental Chemical Corp.	14,467,993	9	2.02%	12,680,981	5	2.82%
Plains Marketing, LP	12,754,723	10	1.78%	10,237,100	8	2.28%
Valero Marketing & Supply	-	-	-	46,216,125	2	10.29%
TOTALS	<u>\$ 594,435,685</u>		<u>82.85%</u>	<u>\$ 299,673,582</u>		<u>66.72%</u>

Source: St. James Parish Assessor's Office

*Equilon Enterprises, LLC is the parent company operating the Shell Oil Refinery in Convent, Louisiana.
See Footnote H to the attached Financial Statements for additional information regarding its closure in 2021.

St. James Parish
Convent, Louisiana
Ad Valorem Tax Levies and Collections
For the Last Ten Fiscal Years
(Unaudited)

Fiscal Year	Amount of Tax Levied	Collected in Current Year	Percent of Levy Collected in Current Year	Collected in Subsequent Years	Total Collections to Date	Percent of Levy Collected
2020	\$ 20,357,789	\$ 20,224,870	99.35%	\$ -	\$ 20,224,870	99.35%
2019	18,603,053	18,534,051	99.63%	51,774	18,585,825	99.91%
2018	18,603,053	18,271,126	98.22%	144,672	18,415,798	98.99%
2017	17,210,610	17,078,923	99.23%	22,703	17,101,626	99.37%
2016	15,748,780	15,637,407	99.29%	23,867	15,661,274	99.44%
2015	17,650,457	17,318,453	98.12%	20,828	17,339,281	98.24%
2014	16,641,855	16,333,161	98.15%	21,694	16,354,855	98.28%
2013	16,359,115	16,242,434	99.29%	110,255	16,352,689	99.96%
2012	14,954,963	14,771,771	98.78%	99,682	14,871,453	99.44%
2011	12,600,784	12,553,055	99.62%	46,672	12,599,727	99.99%

Amount of Tax Levied represents Assessor's original levy less homestead exemption.
Source: St. James Parish Assessor

Amount of Tax Collected represents Parish levies and collections only. Amounts do not include payments in lieu of taxes, which are reported on the basic financial statements in the Ad Valorem Tax line item.

Table 9

St. James Parish
Convent, Louisiana
Ratios of Outstanding Debt by Type
For the Last Ten Fiscal Years
(Unaudited)

Fiscal Year	Governmental Activities		Total Debt	Parish Population	(1) Total Personal Income	Total Debt	
	Gen Oblgtn Bonds and Premium	Certificates Indebtedness/ Capital Lease				Per Capita	(1) Percent of Personal Income
2020	\$ 2,005,000	\$ -	\$ 2,005,000	21,096		\$ 95	-
2019	2,375,000	333,551	2,708,551	21,037	564,085,944	129	0.480%
2018	2,725,000	654,082	3,379,082	21,367	549,644,708	158	0.615%
2017	3,065,000	961,687	4,026,687	21,557	544,853,175	187	0.739%
2016	3,390,000	1,261,455	4,651,455	21,460	543,195,520	217	0.856%
2015	3,710,000	1,548,474	5,258,474	21,567	519,139,257	244	1.013%
2014	4,010,000	1,827,827	5,837,827	21,664	479,489,312	269	1.218%
2013	4,130,000	2,099,596	6,229,596	21,781	439,867,295	286	1.416%
2012	5,160,000	1,650,000	6,810,000	21,888	399,609,216	311	1.704%
2011	6,145,000	4,886,000	11,031,000	21,995	358,936,405	502	3.073%

(1) U.S. Census estimates. Not readily available for 2020.

Table 10

St. James Parish
Convent, Louisiana
Ratios of General Bonded Debt Outstanding
For the Last Ten Fiscal Years
(Unaudited)

Fiscal Year	Gen Oblgtn Bonds and Premium	Less Amounts Available in Debt Service Fund	Total	Percentage of Estimated Actual Taxable Value of Property	Per Capita
2020	\$ 2,005,000	\$ 75,253	\$ 1,929,747	0.03%	\$ 91
2019	2,375,000	21,124	2,353,876	0.04%	112
2018	2,725,000	28,688	2,696,312	0.05%	126
2017	3,065,000	12,926	3,052,074	0.06%	142
2016	3,390,000	24,700	3,365,300	0.06%	157
2015	3,710,000	118,145	3,591,855	0.07%	167
2014	4,010,000	235,606	3,774,394	0.08%	174
2013	4,130,000	6,469	4,123,531	0.09%	189
2012	5,160,000	84,541	5,075,459	0.14%	232
2011	6,145,000	11,204	6,133,796	0.18%	279

Table 11

St. James Parish
Convent, Louisiana
Direct and Overlapping Governmental Activities Debt
As of December 31, 2020
(Unaudited)

<u>Governmental Unit</u>	<u>Debt Outstanding</u>	<u>Estimated Percentage Applicable</u>	<u>Estimated Share of Overlapping Debt</u>
Direct:			
St. James Parish Government General Obligation Bond (1)	\$ 2,005,000	100%	\$ 2,005,000
Subtotal, Direct Debt	2,005,000		2,005,000
Overlapping Debt:			
St. James Parish School Board (4)	69,831,863	100%	69,831,863
Town of Lutcher (2)	1,296,000	100%	1,296,000
Town of Gramercy (3)	1,267,441	100%	1,267,441
Subtotal, Overlapping Debt	72,395,304		72,395,304
Total Direct and Overlapping Debt	\$ 74,400,304		\$ 74,400,304

Overlapping governments are those that coincide, at least in part, with the geographic boundaries of the parish. This schedule estimates the portion of the outstanding debt of those overlapping governments that is borne by the residents and businesses of St. James Parish. This process recognizes that, when considering the government's ability to issue and repay long-term debt, the entire debt burden borne by the residents and businesses should be taken into account. However, this does not imply that every taxpayer is a resident and therefore responsible for repaying the debt of each overlapping government.

The percentage of overlapping debt applicable is estimated using taxable assessed property values. Applicable percentages were estimated by determining the portion of The Council's taxable assessed value that is within the government's boundaries and dividing it by the parish's total taxable assessed value.

- (1) As of December 31, 2020
- (2) As of April 30, 2020
- (3) As of June 30, 2019
- (4) As of June 30, 2020

St. James Parish
Convent, Louisiana
Legal Debt Margin Information
For the Last Ten Fiscal Years
(Unaudited)

Fiscal Year	Debt Limit	Total Net Debt Applicable to Limit	Legal Debt Margin	Total Net Debt Applicable to Limit as a Percentage of Debt Limit
2020	\$ 244,468,361	\$ 2,005,000	\$ 242,463,361	0.82%
2019	224,562,053	2,708,551	221,853,502	1.21%
2018	292,352,861	3,379,082	288,973,779	1.16%
2017	195,138,689	4,026,687	191,112,002	2.06%
2016	216,009,355	4,651,455	211,357,900	2.15%
2015	204,412,526	5,258,474	199,154,052	2.57%
2014	201,072,197	5,837,827	195,234,370	2.90%
2013	184,874,844	6,229,596	178,645,248	3.37%
2012	157,205,573	6,810,000	150,395,573	4.33%
2011	146,549,930	11,031,000	135,518,930	7.53%

Legal Debt Margin Calculation for Fiscal Year 2020

Assessed Value	\$ 698,481,031
Debt Limit - 35% of Assessed Value (1)	244,468,361
Less Bonded Debt	<u>2,005,000</u>
Legal Debt Margin	<u><u>\$ 242,463,361</u></u>

(1) State law allows a maximum of 35% of assessed valuation for total bonded general obligation debt.

Table 13

St. James Parish
Convent, Louisiana
Demographic and Economic Statistics
For the Last Ten Fiscal Years
(Unaudited)

<u>Fiscal Year</u>	<u>(1) Population</u>	<u>(1) Per Capita Income</u>	<u>(1) Median Age</u>	<u>(2) Unemployment Rate</u>
2020	21,096	\$ 26,739	39.9	11.8%
2019	21,037	25,736	38.9	6.9%
2018	21,367	25,724	38.8	7.8%
2017	21,557	25,275	38.9	7.9%
2016	21,460	25,312	38.9	8.7%
2015	21,567	24,071	38.8	9.3%
2014	21,664	22,133	38.6	9.4%
2013	21,781	20,195	38.5	10.5%
2012	21,888	18,257	38.2	11.6%
2011	21,995	16,319	38.1	13.7%

(1) Amounts are estimates from the U.S. Census.

(2) Amounts are from the U.S. Bureau of Labor Statistics.

Table 14

St. James Parish
Convent, Louisiana
Principal Employers
Current Year and Nine Years Ago
(Unaudited)

Employer	Type of Business	2020			2011		
		Rank	Number of Employees	Percent of Total Employment	Rank	Number of Employees	Percent of Total Employment
Equilon Enterprises LLC*	Petroleum Refinery	1	725	7.60%	2	535	6.10%
St. James Parish Schl Brd	K-12 Public Education	2	583	6.11%	1	600	6.84%
Noranda Alumina, LLC	Chemical Plant	3	462	4.84%	3	505	5.75%
Mosaic Fertilizer, LLP	Fertilizer Production	4	406	4.25%	6	240	2.73%
St. James Parish Council	Parish Government	5	209	2.19%	4	370	4.22%
Zen-Noh Grain Corp.	Grain Processor	6	195	2.04%	9	122	1.39%
Associated Terminals	Shipping and Cargo	6	195	2.04%	-	-	-
Louisiana Sugar Refining	Sugar Refining	8	180	1.89%	5	335	3.82%
St. James Parish Hospital	Hospital	9	172	1.80%	-	-	-
Nucor Steel La	Steel Production	10	150	1.57%	-	-	-
American Styrenics	Chemical Refinery	-	-	-	7	138	1.57%
Occidental Chemical Corp.	Chemical Refinery	-	-	-	8	135	1.54%
UTZ / Zapps	Potato Chips / Snacks	-	-	-	10	100	1.14%

* Equilon Enterprises, LLC is the parent company operating the Shell Oil Refinery in Convent, Louisiana.
See Footnote H to the attached Financial Statements for additional information regarding its closure in 2021.

Source: St. James Parish School Board Comprehensive Annual Financial Report - Statistical Section.

Table 15

St. James Parish
Convent, Louisiana
Employees by Function
For the Last Ten Fiscal Years
(Unaudited)

Function	2019	2020
General Government	143	148
Judicial	26	26
Public Safety/Health	12	12
Public Works	35	38
Solid Waste	5	5
Recreation	12	12
Water and Gas	35	37
 Total	 268	 278

NOTE: Number of Employees by Function prior to 2019 is not available.

Table 16



St. James Parish
Convent, Louisiana
Operating Indicators by Function
For the Last Ten Fiscal Years
(Unaudited)

	2018*	2019	2020
Public Safety			
Total number of rolls	237	308	280
Number fires	72	71	81
Number of rescue calls	36	65	43
Number of service calls	96	127	122
Public works			
Water/Gas Leaks and other issues	165	161	179
Tree Branch Removal/Trimming	850	987	1,097
Potholes	32	28	31
Drainage/Channel/Facility Maintenance	530	526	584
Culvert Cleaning	110	130	145
Public Utility			
Water and Gas			
Average Number of Billed Accounts			
East Bank	2,376	2,384	2,407
West Bank	3,555	3,636	3,668
New Connections	72	89	55
Building Permits			
Electrical Connection	547	466	367
Water Connection	387	441	333
Gas Connection	168	168	178
Municipal Address	88	76	44
Storage Shed (Less than 200 Sq. Ft.)	3	5	7
Culvert Installation	74	56	82
Change of Ownership	92	103	91
Change of Occupancy	209	174	141
Temporary Jobsite Trailer	1	-	-
Name Change on Billing	41	132	26
New Residential	44	33	43
New Residential Addition	7	4	8
New Residential Accessory	53	34	62
Residential Modular	-	-	1
Other	-	-	2
Mobile Home	26	23	31
Residential Renovation \$10,001 and More	4	5	11
In-Ground Swimming Pool	23	11	22
Electrical	57	70	57
Gas	-	1	1

* Information prior to 2018 is not available.

Table 17

	<u>2018</u>	<u>2019</u>	<u>2020</u>
Building Permits (Continued)			
Mechanical	2	3	1
Plumbing	3	5	1
Non-Residential Change of Occupancy	-	6	7
Temporary Travel Trailer	-	-	1
Sign Permit	1	1	1
Culvert Temporary	-	1	-
Farm Exempt	2	-	-
Industrial Permit (\$0 Fee)	-	1	-
Industrial Permit (Based on Value)	2	2	2
Detached Accessory without Walls < 500 sq.ft	4	2	3
Detached Accessory Without Walls > 500 sq.ft	5	1	-
Attached Patio Cover	2	4	5
Whole Home Generator	24	28	44
Residential Renovation < \$5000	4	9	6
Residential Renovation \$5000 to \$10000	2	3	2
After the Fact Permit Fee	6	6	9
New Commercial	19	24	12
Commercial Renovations	6	10	3
Commercial Storage	3	2	-
Pylon Sign Permit	2	4	-
New Cell Tower	2	-	-
Cell Tower Co-location/Antenna Change Out	9	8	5
Commercial/Institutional Re-Roof	2	-	1
Commercial/Institutional Generator	5	-	-
Demolition	3	8	7

Table 17

St. James Parish
Convent, Louisiana
Capital Asset Statistics by Function
For the Last Ten Fiscal Years
(Unaudited)

	<u>2018*</u>	<u>2019</u>	<u>2020</u>
<u>General</u>			
Vehicles	35	38	41
Utility Vehicles/Equipment	7	7	7
Transit Busses	20	22	22
Trailers	4	4	5
<u>Public Safety - Fire/911</u>			
Vehicles	31	33	33
Utility Vehicles/Equipment	1	1	1
Trailers	4	4	4
Fire - Other	5	5	5
<u>Solid Waste</u>			
Vehicles	9	9	9
Utility Vehicles/Equipment	2	2	2
<u>Culture and Recreation</u>			
Vehicles	7	7	7
Tractors	12	13	14
Trailers	2	2	2
<u>Public Works</u>			
Vehicles	22	22	24
Tractors with attachments	77	80	80
Trailers	7	7	7
Boats	2	2	2
Excavators	5	5	7
<u>Water and Gas</u>			
Vehicles	20	22	24
Trailers	5	5	5
Equipment	5	5	5

* Information prior to 2018 is not available.

Table 18

SPECIAL REPORTS OF CERTIFIED PUBLIC
ACCOUNTANTS AND OTHER SCHEDULES REQUIRED BY
GOVERNMENT AUDITING STANDARDS AND UNIFORM
GUIDANCE



INDEPENDENT AUDITORS' REPORT ON INTERNAL CONTROL OVER FINANCIAL REPORTING AND ON
COMPLIANCE AND OTHER MATTERS BASED ON AN AUDIT OF FINANCIAL STATEMENTS PERFORMED IN
ACCORDANCE WITH *GOVERNMENT AUDITING STANDARDS*

To the President and Members
St. James Parish Council
Convent, Louisiana

We have audited, in accordance with the auditing standards generally accepted in the United States of America and the standards applicable to financial audits contained in *Government Auditing Standards* issued by the Comptroller General of the United States, the financial statements of the governmental activities, the business-type activities, the aggregate discretely presented component unit, each major fund, and the aggregate remaining fund information of St. James Parish, State of Louisiana, as of and for the year ended December 31, 2020, and the related notes to the financial statements, which collectively comprise St. James Parish's basic financial statements, and have issued our report thereon dated June 25, 2021. Our report includes a reference to other auditors who audited the financial statements of the aggregate discretely presented component unit, St. James Parish Hospital, as described in our report on St. James Parish, State of Louisiana's financial statements. This report does not include the results of the other auditors' testing of internal control over financial reporting or compliance and other matters that are reported on separately by those auditors.

Internal Control Over Financial Reporting

In planning and performing our audit of the financial statements, we considered St. James Parish, State of Louisiana's internal control over financial reporting (internal control) as a basis for designing audit procedures that are appropriate in the circumstances for the purpose of expressing our opinions on the financial statements, but not for the purpose of expressing an opinion on the effectiveness of St. James Parish, State of Louisiana's internal control. Accordingly, we do not express an opinion on the effectiveness of St. James Parish, State of Louisiana's internal control.

A *deficiency* in internal control exists when the design or operation of a control does not allow management or employees, in the normal course of performing their assigned functions, to prevent, or detect and correct, misstatements on a timely basis. A material weakness is a deficiency, or a combination of deficiencies, in internal control such that there is a reasonable possibility that a material misstatement of the entity's financial statements will not be prevented, or detected and corrected, on a timely basis. A *significant deficiency* is a deficiency, or a combination of deficiencies, in internal control that is less severe than a material weakness, yet important enough to merit attention by those charged with governance.

Our consideration of internal control was for the limited purpose described in the first paragraph of this section and was not designed to identify all deficiencies in internal control that might be material weaknesses or significant deficiencies. Given these limitations, during our audit we did not identify any deficiencies in internal control that we consider to be material weaknesses. However, material weaknesses may exist that have not been identified.



Compliance and Other Matters

As part of obtaining reasonable assurance about whether St. James Parish, State of Louisiana's financial statements are free from material misstatement, we performed tests of its compliance with certain provisions of laws, regulations, contracts, and grant agreements, noncompliance with which could have a direct and material effect on the financial statements. However, providing an opinion on compliance with those provisions was not an objective of our audit, and, accordingly, we do not express such an opinion. The results of our tests disclosed no instances of noncompliance or other matters that are required to be reported under *Government Auditing Standards*.

Purpose of this Report

The purpose of this report is solely to describe the scope of our testing of internal control and compliance and the results of that testing, and not to provide an opinion on the effectiveness of the entity's internal control or on compliance. This report is an integral part of an audit performed in accordance with *Government Auditing Standards* in considering the entity's internal control and compliance. Accordingly, this communication is not suitable for any other purpose.

Postlethwaite & Netterville

Donaldsonville, Louisiana
June 25, 2021

INDEPENDENT AUDITORS' REPORT ON COMPLIANCE FOR EACH MAJOR PROGRAM AND ON INTERNAL CONTROL OVER COMPLIANCE REQUIRED BY THE UNIFORM GUIDANCE

To the President and Members
St. James Parish Council
Convent, Louisiana

Report on Compliance for Each Major Federal Program

We have audited St. James Parish, State of Louisiana's compliance with the types of compliance requirements described in the *OMB Compliance Supplement* that could have a direct and material effect on each of St. James Parish, State of Louisiana's major federal programs for the year ended December 31, 2020. St. James Parish, State of Louisiana's major federal programs are identified in the summary of auditors' results section of the accompanying schedule of findings and questioned costs.

Management's Responsibility

Management is responsible for compliance with federal statutes, regulations, and the terms and conditions of federal awards applicable to its federal programs.

Auditors' Responsibility

Our responsibility is to express an opinion on compliance for each of St. James Parish, State of Louisiana's major federal programs based on our audit of the types of compliance requirements referred to above. We conducted our audit of compliance in accordance with auditing standards generally accepted in the United States of America; the standards applicable to financial audits contained in *Government Auditing Standards*, issued by the Comptroller General of the United States; and the audit requirements of Title 2 U.S. *Code of Federal Regulations* Part 200, *Uniform Administrative Requirements, Cost Principles, and Audit Requirements for Federal Awards* (Uniform Guidance). Those standards and the Uniform Guidance require that we plan and perform the audit to obtain reasonable assurance about whether noncompliance with the types of compliance requirements referred to above that could have a direct and material effect on a major federal program occurred. An audit includes examining, on a test basis, evidence about St. James Parish, State of Louisiana's compliance with those requirements and performing such other procedures as we considered necessary in the circumstances.

We believe that our audit provides a reasonable basis for our opinion on compliance for each major federal program. However, our audit does not provide a legal determination of St. James Parish, State of Louisiana's compliance.

Opinion on Each Major Federal Program

In our opinion, St. James Parish, State of Louisiana, complied, in all material respects, with the types of compliance requirements referred to above that could have a direct and material effect on each of its major federal programs for the year ended December 31, 2020.

Other Matters

The results of our auditing procedures disclosed instances of noncompliance which are required to be reported in accordance with the Uniform Guidance and which is described in the accompanying schedule of findings and questions costs as item 2020-001. Our opinion on each major federal program is not modified with respect to this matter.



St. James Parish, State of Louisiana's response to the noncompliance findings identified in our audit is described in the accompanying schedule of findings and questioned costs. St. James Parish, State of Louisiana's response was not subject to the auditing procedures applied in the audit of compliance and, accordingly, we express no opinion on the response.

Report on Internal Control Over Compliance

Management of St. James Parish, State of Louisiana, is responsible for establishing and maintaining effective internal control over compliance with the types of compliance requirements referred to above. In planning and performing our audit of compliance, we considered St. James Parish, State of Louisiana's internal control over compliance with the types of requirements that could have a direct and material effect on each major federal program to determine the auditing procedures that are appropriate in the circumstances for the purpose of expressing an opinion on compliance for each major federal program and to test and report on internal control over compliance in accordance with the Uniform Guidance, but not for the purpose of expressing an opinion on the effectiveness of internal control over compliance. Accordingly, we do not express an opinion on the effectiveness of St. James Parish, State of Louisiana's internal control over compliance.

A deficiency in internal control over compliance exists when the design or operation of a control over compliance does not allow management or employees, in the normal course of performing their assigned functions, to prevent, or detect and correct, noncompliance with a type of compliance requirement of a federal program on a timely basis. *A material weakness in internal control over compliance* is a deficiency, or a combination of deficiencies, in internal control over compliance, such that there is a reasonable possibility that material noncompliance with a type of compliance requirement of a federal program will not be prevented, or detected and corrected, on a timely basis. *A significant deficiency in internal control over compliance* is a deficiency, or a combination of deficiencies, in internal control over compliance with a type of compliance requirement of a federal program that is less severe than a material weakness in internal control over compliance, yet important enough to merit attention by those charged with governance.

Our consideration of internal control over compliance was for the limited purpose described in the first paragraph of this section and was not designed to identify all deficiencies in internal control over compliance that might be material weaknesses or significant deficiencies. We did not identify any deficiencies in internal control over compliance that we consider to be material weaknesses. However, material weaknesses may exist that have not been identified.

The purpose of this report on internal control over compliance is solely to describe the scope of our testing of internal control over compliance and the results of that testing based on the requirements of the Uniform Guidance. Accordingly, this report is not suitable for any other purpose.

A handwritten signature in black ink that reads 'Postlethwaite & Netterville' in a cursive script.

Donaldsonville, Louisiana
June 25, 2021

St. James Parish
Convent, Louisiana
Schedule of Expenditures of Federal Awards
For the Year Ended December 31, 2020

Federal Grantor/Pass-Through Grantor Name/Program Title	Federal CFDA Number	Agency or Pass-Through Entity Identifying Number	Federal Expenditures
TRANSIT SERVICES PROGRAM CLUSTER			
UNITED STATES DEPARTMENT OF TRANSPORTATION			
Passed through Louisiana Department of Transportation and Development - Federal Transit Administration			
Job Access and Reverse Commute Operating Assistance Program	20.516	JA37-47-20	\$ 87,503
Job Access and Reverse Commute Operating Assistance Program	20.516	JA37-47-21	91,032
Total Transit Services Program Cluster			<u>178,535</u>
AGING CLUSTER			
UNITED STATES DEPARTMENT OF HEALTH AND HUMAN SERVICES			
Passed through Louisiana Governor's Office of Elderly Affairs - Special Programs for the Aging			
Title III - Part B Grant for Supportive Services and Senior Centers	93.044	4400016659	15,325
Title III - Part B Grant for Supportive Services and Senior Centers	93.044	4400019423	11,764
COVID-19 - Title III - Part B Grant for Supportive Services and Senior Centers	93.044	4400019423	7,092
Title III - Part C for Nutrition Services (Area Agency Administration)	93.045	4400016659	5,612
Title III - Part C for Nutrition Services (Area Agency Administration)	93.045	4400019423	5,040
Title III-C-1	93.045	4400016659	16,872
Title III-C-1	93.045	4400019423	7,818
COVID-19 - Title III-C-1 - 1st Families	93.045	4400019423	5,676
Title III-C-2	93.045	4400016659	11,615
Title III-C-2	93.045	4400019423	6,827
COVID-19 - Title III-C-2 - 1st Families	93.045	4400019423	11,352
COVID-19 - Title III-C-2	93.045	4400019423	17,021
Nutrition Services Incentive Program	93.053	4400016699	29,074
Nutrition Services Incentive Program	93.053	4400018686	31,378
Total Aging Cluster			<u>182,466</u>
OTHER PROGRAMS			
UNITED STATES DEPARTMENT OF AGRICULTURE			
Direct Program - Rural Development - Rural Housing Preservation	10.433	RD-1944-N	16,421
Total United States Department of Agriculture			<u>16,421</u>
CORPORATION FOR NATIONAL AND COMMUNITY SERVICE			
Subrecipient of Youth Build USA AmeriCorps Grant	94.006	16NDHMA0010015	17,937
Total Corporation for National and Community Service			<u>17,937</u>
UNITED STATES DEPARTMENT OF COMMERCE			
Passed through Louisiana Department of Natural Resources Coastal Zone Management, FY 19-22	11.419	2000426716	22,933
Total United States Department of Commerce			<u>22,933</u>
UNITED STATES DEPARTMENT OF HEALTH AND HUMAN SERVICES			
Passed through Louisiana Governor's Office of Elderly Affairs - Special Programs for the Aging			
Title III-D	93.043	4400016659	3,222
Title III-E	93.052	4400016659	6,829
Title III-E	93.052	4400019423	5,343
Subrecipient of Louisiana Housing Corporation			
Low Income Home Energy Assistance Program	93.568	None	11,285
Low Income Home Energy Assistance Program	93.568	None	104,304
Low Income Home Energy Assistance Program - Admin	93.568	None	17,747
COVID-19 - Low Income Home Energy Assistance Program	93.568	None	36,600
Low Income Home Energy Assistance Program -Client Education, FY20	93.568	None	2,756
Passed through Louisiana Department of Health and Hospitals - OPH Center for Community Preparedness			
Cities Readiness Initiative Program	93.074	2000447443	16,493
Passed through Louisiana Department of Labor			
Community Services Block Grant, FY19	93.569	2000376292	57,289
Community Services Block Grant, FY20	93.569	2000460850	13,765
Total United States Department of Health and Human Services			<u>275,633</u>

St. James Parish
Convent, Louisiana
Schedule of Expenditures of Federal Awards
For the Year Ended December 31, 2020

Federal Grantor/Pass-Through Grantor Name/Program Title	Federal CFDA Number	Agency or Pass-Through Entity Identifying Number	Federal Expenditures
UNITED STATES DEPARTMENT OF HOMELAND SECURITY			
Passed through United Way of America			
Emergency Food and Shelter National Board Program - Phase 36	97.024	36-3684-00	\$ 10,201
Emergency Food and Shelter National Board Program - Phase 37	97.024	37-3684-00	11,556
COVID-19 - Emergency Food and Shelter National Board Program	97.024	CARES 3684-00	1,470
Passed through Louisiana Governor's Office of			
Homeland Security and Emergency Preparedness			
Subrecipient of South Central Planning & Development Commission			
Homeland Security Grant Program FY 2019	97.067	EMW-2019-00014-S01	21,268
Passed through Louisiana Governor's Office of			
Homeland Security and Emergency Preparedness			
Hazard Mitigation Grant Program - Hazard Mitigation 2019	97.039	FEMA-1786-DR-LA	31,880
Hazard Mitigation Grant Program - Community Safe Rooms	97.039	FEMA-1603-365	24,908
Hazard Mitigation Grant Program - Wind Retrofit	97.039	FEMA 4080-15	3,225
Emergency Management Performance Grant FY 2019 - Ransomware	97.042	EMT-2019-EP-00006-S01	26,618
Total United States Department of Homeland Security			<u>131,126</u>
UNITED STATES DEPARTMENT OF LABOR			
Direct Program - Employment and Training Administration			
YouthBuild Grant	17.274	YB-31094-17-60-A-	190,207
Passed through Louisiana Governor's Office of			
Elderly Affairs - Special Programs for the Aging			
Senior Community Service Employment Program Title V	17.235	4400017245	35,975
Total United States Department of Labor			<u>226,182</u>
UNITED STATES DEPARTMENT OF TRANSPORTATION			
Passed through Louisiana Department of Transportation and Development - Federal Transit Administration			
Nonurbanized Formula Grants, Section 5311			
FTA Grant LA-18-X031/LA-2019-011	20.509	RU-18-47-20	208,139
FTA Grant LA-2020-007	20.509	RU-18-47-21	221,525
Total United States Department of Transportation			<u>429,664</u>
UNITED STATES DEPARTMENT OF TREASURY			
Passed through Louisiana Division of Administration			
COVID-19 - Coronavirus Relief Fund	21.019	None	430,817
Total United States Department of Treasury			<u>430,817</u>
VARIOUS AGENCIES			
Direct Program - Delta Regional Authority			
State Economic Development Assistance Program - WB Chlorination Room	90.200	LA-50773	26,788
Institute of Museum and Library Services			
Passed through Office of State Libraries			
COVID-19 - IMLS CARES ACT	45.312	CAG-ML-FY20	6,775
Total Various Agencies			<u>33,563</u>
TOTAL OTHER PROGRAMS			<u>1,584,276</u>
TOTAL FEDERAL ASSISTANCE EXPENDED			<u>\$ 1,945,277</u>

St. James Parish
Convent, Louisiana
Schedule of Expenditures of Federal Awards
For the Year Ended December 31, 2020

NOTES TO THE SCHEDULE

(1) Basis of Presentation

The accompanying schedule of expenditures of federal awards (the Schedule) includes the federal award activity of St. James Parish under programs of the federal government for the year ended December 31, 2020. The information in this Schedule is presented in accordance with the requirements of Title 2 U.S. *Code of Federal Regulations Part 200, Uniform Administrative Requirements, Cost Principles, and Audit Requirements for Federal Awards* (Uniform Guidance). Because the Schedule presents only a selected portion of the operation of St. James Parish, it is not intended to and does not present the financial position, changes in net assets, or cash flows of St. James Parish.

(2) Indirect Cost Rate

St. James Parish has not elected to use the 10 percent de minimis indirect cost rate as allowed under the Uniform Guidance.

(3) Reconciliation of Federal Expenditures

Federal assistance expended as reported on Schedule of Expenditures of Federal Awards	\$ 1,945,277
Add: current year revenues received and not utilized in current year	978,417
Add: revenue received in current year for prior year federal expenditures	91,825
Less: revenues accrued in previous years for expenditures not reimbursed by grantor	(2,125)
Less: revenues received in the prior year but expenditures incurred in the current year	<u>(5,501)</u>
Federal grant revenues	<u>\$ 3,007,893</u>
Federal grant revenues as reported on:	
Exhibit A-5 - All Governmental Fund Types - Statement of Revenues, Expenditures, and Changes in Fund Balance	\$ 2,981,105
Exhibit A-8 - Proprietary Funds - Statement of Revenues, Expenses, and Changes in Net Position	<u>26,788</u>
	<u>\$ 3,007,893</u>

ST. JAMES PARISH
CONVENT, LOUISIANA
SCHEDULE OF FINDINGS AND QUESTIONED COSTS
For the Year Ended December 31, 2020

SECTION I - SUMMARY OF AUDITORS' RESULTS

Financial Statements

Type of auditors' report issued:

Unmodified

Internal control over financial reporting:

- Material weakness(es) identified _____ Yes X No
- Significant deficiency(ies) identified _____ Yes X None reported

Noncompliance material to financial statements noted

_____ Yes X No

Federal Awards

Internal control over major federal programs:

- Material weakness(es) identified _____ Yes X No
- Significant deficiency(ies) identified _____ Yes X None reported

Type of auditors' report issued on compliance for major programs:

Unmodified

Any audit findings disclosed that are required to be reported in
accordance with 2 CFR 200.516(a)

X Yes _____ No

Identification of major federal programs:

CFDA Number

Name of Federal Program or Cluster

21.019

Coronavirus Relief Fund

Dollar threshold used to distinguish between Type A and
Type B programs:

\$750,000

Auditee qualified as low-risk auditee

X Yes _____ No

ST. JAMES PARISH
CONVENT, LOUISIANA
SCHEDULE OF FINDINGS AND QUESTIONED COSTS
For the Year Ended December 31, 2020

SECTION II – FINANCIAL STATEMENT FINDINGS

None.

SECTION III – FEDERAL AWARD FINDINGS AND QUESTIONED COSTS

2020-001 ALLOWABLE COSTS

UNITED STATES DEPARTMENT OF THE TREASURY

Passed through the Louisiana Division of Administration

Coronavirus Relief Fund – CFDA 21.019

Criteria: 2 CFR 200, Subpart E – Cost Principles Section 200.403(a) states that costs must be necessary and reasonable for the performance of the Federal award and be allocable thereto under cost principles.

Condition: The Parish requested \$1,269,084 of Coronavirus Relief Funds of which \$141,837 was denied and \$1,127,247 was allowed. Of the amount allowed \$317,141 was reimbursed to the Parish based on allocating Relief funds to Parishes and to individual governments within each Parish. Out of a population of 616 payroll transactions totaling \$1,197,065, a sample of 38 was selected for testing. One of the 38 was to request reimbursement for retirement expenses in the amount of \$40 that were not paid. Two of the 38 transactions totaling \$2,862 did not have supporting documentation due to the employee not working during the pay period selected for testing. And an additional two of the 38 transactions charged to the program totaling \$5,375 were for an individual whose salary is paid for through another Federal grant.

Questioned Costs: Not determinable.

Cause: Due to the fast pace of the COVID-19 pandemic, strict timelines for disbursement of fund, and the manner in which funds were being disbursed; management submitted as much data to the State as possible for reimbursement.

Effect: The Parish may be in non-compliance with the Uniform Guidance Allowable Costs standards.

Recommendation: The Parish should implement procedures to enable an effective review of reimbursement requests prior to submission to ensure all costs requested are legitimate.

View of Responsible Official: Because of the strict timelines to submit requests for reimbursements during a period when staff was at a minimum, administration used a third party contractor to request reimbursement. Administration normally has an effective review process for reimbursement requests. This was a unique occurrence that is not expected to happen again.

ST. JAMES PARISH
CONVENT, LOUISIANA
SUMMARY SCHEDULE OF PRIOR AUDIT FINDINGS
For the Year Ended December 31, 2020

I. FINDINGS - FINANCIAL STATEMENT AUDIT

None.

II. FINDINGS – COMPLIANCE WITH LAWS AND REGULATIONS

2019-001 COMPLIANCE – STATE LAW – VACHERIE VOLUNTEER FIRE DEPARTMENT NO. 1

Condition: The Vacherie Volunteer Fire Department No. 1 is a Louisiana nonprofit corporation and is governed by a Board of Directors. The Parish collects ad valorem taxes dedicated to public safety and pays certain operating costs of fire departments in the parish. The Parish does not administer the private funds of the fire departments generated by fund raisers and private donations. LLA's Investigative Audit of the Vacherie Volunteer Fire Department No. 1 issued August 7, 2019, noted there were unauthorized charges by a volunteer fireman for personal use. From February 22, 2017 to January 23, 2019 it appears that \$56,500 in Department funds were used for personal use. The volunteer fireman has been terminated.

Current status: Resolved.

2019-002 COMPLIANCE – STATE LAW – TRANSIT DEPARTMENT

Condition: LLA's Investigative Audit of the St. James Parish Government Transportation Department issued August 14, 2019, noted there were multiple purchases made for auto parts by an employee that were not related to the transit fleet. It appears that \$11,053 in automobile and boat (vehicle) parts were purchased that did not fit Parish-owned vehicles. These purchases were made from March 2016 to February 2019. The employee was terminated and repaid \$2,181.42, which was withheld from his last paycheck.

Current status: Resolved.

III. FINDINGS AND QUESTIONED COSTS – MAJOR FEDERAL AWARD PROGRAMS AUDIT

None.



St. James Parish Government

P. O. Box 106
Convent, Louisiana 70723-0106
(225) 562-2260
FAX (225) 562-2279
TDD: (225) 562-8500

Peter A. Dufresne
Parish President

June 21, 2021

Postlethwaite and Netterville
PO Box 1190
Donaldsonville, LA 70390

The purpose of this letter is to respond to the findings that have been identified in the St. James Parish Government financial statements for the year ended December 31, 2020.

Condition: The Parish requested \$1,269,084 of Coronavirus Relief Funds of which \$141,837 was denied and \$1,127,247 was allowed. Of the amount allowed \$317,141 was reimbursed to the Parish based on allocating Relief funds to Parishes and to individual governments within each Parish. Out of a population of 616 payroll transactions totaling \$1,197,065, a sample of 38 was selected for testing. One of the 38 was to request reimbursement for retirement expenses in the amount of \$40 that were not paid. Two of the 38 transactions totaling \$2,862 did not have supporting documentation due to the employee not working during the pay period requested. And an additional two of the 38 transactions charged to the program totaling \$5,375 were for an individual whose salary is paid for through another grant.

The Parish(s) were put under strict timelines to submit requests for reimbursements at a time when staffing was at a minimum. The administration hired a third party to collect data for reimbursement, mostly employee timesheets. The third party collected all of the data and submitted the request on the parish's behalf. Some payroll was requested in a different payroll period than was actually paid. This was a unique occurrence that is not expected to happen again.


Felix Boughton
Director of Finance

St James Parish

Richard Webre
Director of
Operations

Felix Boughton
Director of
Finance

Ingrid Bergeron-LeBlanc
Director of
Human Resources

Eric Deroche
Director of
Emergency Preparedness
